

# THE ALL-NEW RANGER



Feel the difference

# ENGINEERED TO EXCEED YOUR EXPECTATIONS



The bar has just been raised... again. The All-New Ranger is a completely new animal, designed and engineered in Australia, the All-New Ranger is built to take on the world. A truck built with no compromise, it was tested in the toughest of climates and terrains across 5 continents to ensure its superior durability.

Completely designed around the driver, the All-New Ranger comes equipped with the latest entertainment and connectivity technology, making it feel more like a modern SUV than a hard working truck.

However, its true truck DNA was not neglected. Chassis, drive train and suspension were totally redesigned to achieve towing of up to 3,350kg<sup>1</sup>, and payloads up to 1,528kg<sup>2</sup>. And when the going gets really tough you can rely on Ranger's off-road performance, with Locking Rear Differential (LRD)<sup>3</sup> and impressive water wading of up to 800mm<sup>4</sup>.

1. Braked towing capacity available on 4x2 Hi-Rider and 4x4 models only when fitted with a Genuine Ford towpack and tow ball. Subject to State and Territory regulations. 2. 1,528kg payload available on 4x2 XL Single Cab Chassis Hi-Rider 2.2L Diesel only. 3. Locking Rear Differential (LRD) standard on XLT and Wildtrak. Available as an option on selected models. 4. 800mm water wading available on 4x2 Hi-Rider and 4x4 models only, maintaining a steady speed of not more than 7km per hour.

# INSPIRING DESIGN WITH FUNCTIONAL PURPOSE

The All-New Ranger delivers some of the best technology and quality workmanship in its class. In the course of its development, Ford used the same leading-edge simulation technology as formula one teams, performing more than 1,000 full-vehicle aerodynamic simulations to perfect the shape of the vehicle. A rock-solid under-body gives the vehicle its robust vehicle foundation, while its precise upper body design, delivers the distinct styling that meets Ford's rigorous functional requirements.



## Style and versatility

The All-New Ranger was designed so you can easily shift from workday to weekend. It gives you the versatility to make the most of every minute away from work.



- 1 - Back doors open at 90° angle on Super Cab models
- 2 - Glove box that fits a 16" laptop
- 3 - Cooled centre console\*
- 4 - Storage compartment under rear seats\*

\*Available on XLT and Wildtrak models only.



The Ranger Super Cab's all-new body design features rear doors that open at a 90° angle, giving you effortless access to its spacious and cleverly packaged interior. With smart technology and storage capacity, which includes a cooled centre console and glove box that fits a 16" laptop, the All-New Ranger makes every adventure more comfortable.



# THE NEXT GENERATION RANGER TRUCK

The All-New Ranger has everything you expect in a truck and then takes it one step further. With an all-new interior equipped with the latest smart technologies such as iPod\* integration, Bluetooth® and Voice Control - standard across the range, and Dual-Zone Electronic Climate Control and Rain Sensing Wipers - on XLT and Wildtrak models, the All-New Ranger is one of the smartest trucks in its class.

Ranger 4x4 XLT Double Cab interior shown with optional Auto transmission.

\*iPod is a trademark of Apple Inc. Please refer to [www.ford.com.au](http://www.ford.com.au) for iPod compatibility. Connection cables sold separately. Bluetooth® is a registered trademark of Bluetooth SIG Inc., and is used under licence. Customers should consult their Ford Dealer on the ability of their mobile phone handset to integrate with the Bluetooth® system prior to making a purchase decision.

## Smart technology

With some of the most sought after technology at your fingertips every drive in the All-New Ranger is more comfortable.



Ranger 4x4 XLT Double Cab interior shown.

1 - Bluetooth® with Voice Control

2 - Rain Sensing Wipers\*

3 - iPod integration

4 - Dual-Zone Electronic Climate Control with Voice Control\*

\*Available on XLT and Wildtrak models only.

### A powertrain that delivers, whenever you need it.

Powering the All-New Ranger is the new generation of TDCi Duratorq engines, tested to operate at 400m below and 4500m above sea-level. So whether you're driving along the beach on Fraser Island or climbing the road to Mt. Kosciuszko, you'll have complete confidence that the All-New Ranger is more than capable.

The powerful 3.2L TDCi Diesel engine delivers 147kW power and 470Nm torque with peak torque available from 1500 to 2750 rpm. It uses a Variable Geometry Turbo-charger, which enables lower end torque capability to improve launch and driveability to optimise fuel efficiency.

The economical 2.2L TDCi Diesel engine delivers 110kW power and 375Nm torque. It offers exceptional fuel consumption as low as 7.6L/100km and only 203g/km of CO<sub>2</sub> emissions\*.

The new 2.5L Duratec Petrol engine delivers 122kW and 225Nm torque. It uses variable cam technology for enhanced performance, fuel economy and to help minimise emissions.

### 6-Speed Automatic Transmission.

The highly advanced 6-speed sequential automatic transmission, featuring manual sports mode with brake shift interlock and manual override is effortlessly smooth. The new intelligent transmission includes:

- Driver Recognition: Tailors its responses to individual driving styles.
- Grade Control Logic: When driving downhill, with sufficient brake pedal pressure, the transmission will downshift to provide increased engine braking.
- Emergency Downshift: Automatically downshifts to a lower gear if the throttle pedal is pushed hard for heavy acceleration in an emergency situation.
- Brake Support: Enables early downshifting during heavy braking, to provide engine braking and to optimise gear selection for throttle re-application response.

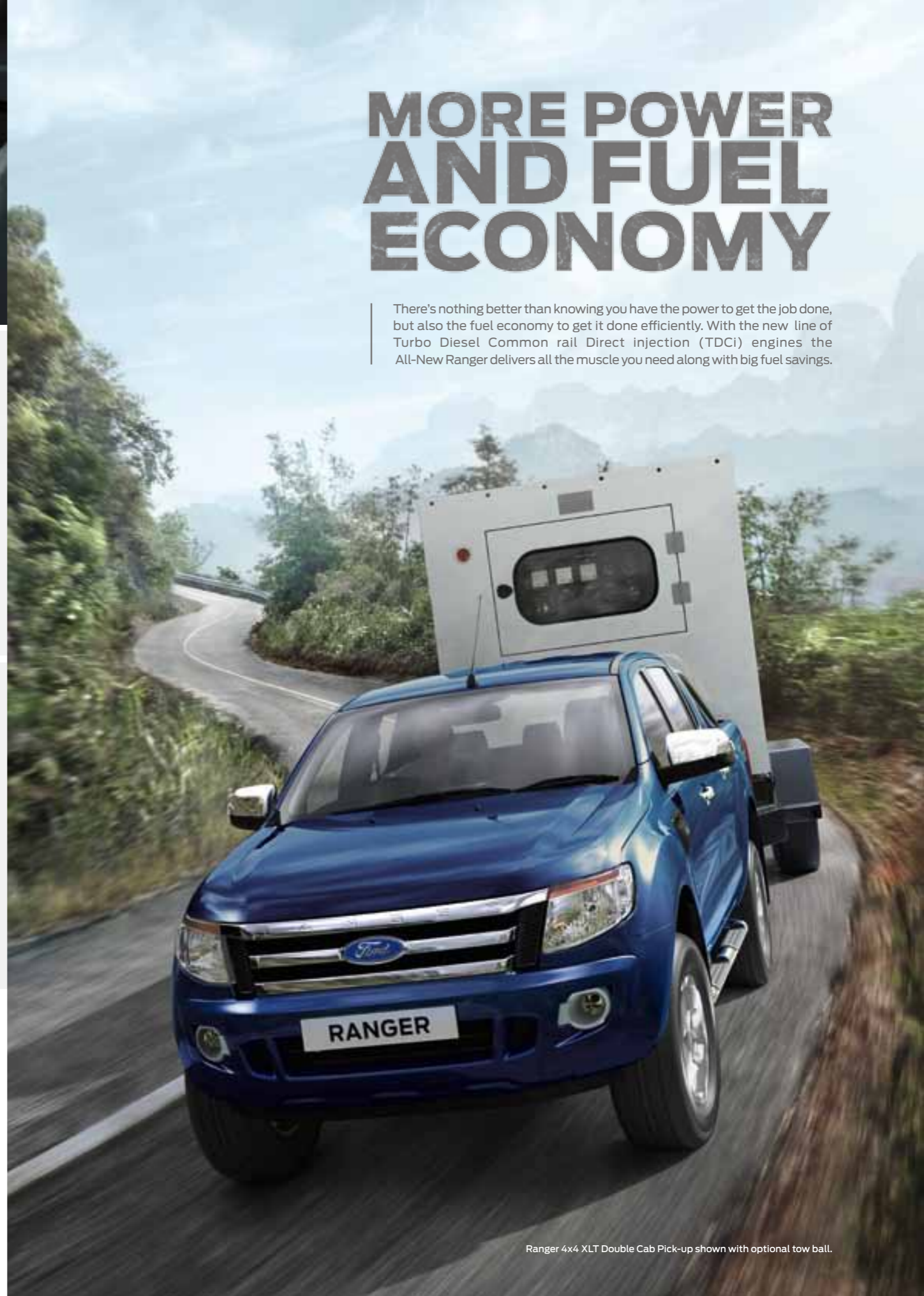


\*7.6L/100km and 203g/km of CO<sub>2</sub> emissions achieved with Ranger 4x2 Single Cab, and 4x2 Single Cab Hi-Rider and 4x2 Double Cab Hi-Rider in Manual transmission with 2.2L Diesel engine. Fuel consumption and emissions figures are per Australian Design Rule 81/02 (combined cycle). Note that the actual fuel consumption and emissions will depend on many factors including your driving habits, prevailing conditions and your vehicle's equipment, condition and use.

- 1 - Auto gearbox
- 2 - Engine 3.2L TDCi diesel engine
- 3 - 3.2L TDCi; Maximum power: 147kW power @ 3000rpm  
Maximum torque: 470Nm @ 1500 to 2750rpm

# MORE POWER AND FUEL ECONOMY

There's nothing better than knowing you have the power to get the job done, but also the fuel economy to get it done efficiently. With the new line of Turbo Diesel Common rail Direct injection (TDCi) engines the All-New Ranger delivers all the muscle you need along with big fuel savings.



Ranger 4x4 XLT Double Cab Pick-up shown with optional tow ball.

# SAFETY MADE SMART

Ford has gone to great lengths to ensure that the All-New Ranger is not only a capable and good-looking vehicle, but also engineered for safety. With active and passive safety features, the All-New Ranger is engineered to help keep you safe and in control.



With comprehensive active and passive safety features, an extensive range of All-New Ranger models come with the maximum ANCAP 5-star safety rating.\*

#### Active Safety

The safety features on the All-New Ranger are designed to help you avoid an accident before it occurs. The Dynamic Stability Control (DSC) program aids vehicle control and capability and includes the following intelligent safety features:

- **Hill Descent Control™ (HDC):** Helps the driver stay in control on steep downhill grades
- **Hill Launch Assist (HLA):** Helps the driver pull away on steep inclines
- **Trailer Sway Mitigation (TSM):** Provides stability and greater control when towing a trailer
- **Load Adaptive Control (LAC):** Provides optimal vehicle stability to help you manage your load
- **Emergency Brake Assist (EBA):** Maintains maximum brake pressure in emergency stopping situations
- **Emergency Brake Light (EBL):** Signals to other drivers by flashing the indicators when the vehicle decelerates quickly
- **Roll-Over Mitigation (ROM):** Helps prevent the vehicle getting into a roll-over situation
- **Anti-lock Braking System (ABS)**

#### Passive Safety

The All-New Ranger features a long list of passive safety features designed to help make every journey a safer one. Features include:

- Up to 6 airbags\*
- Beltminder™ system\*
- 3 point lap sash seat belts in all positions

#4x2 XL Single Cab Chassis models (standard ride height) achieve ANCAP 4-star safety rating. \*Available on selected models. Please refer to specifications table for further detail. \*\*On 4x4 models only.



# CONQUER EVERY CHALLENGE IN STYLE

Boasting a sporty, pumped up exterior and sitting high on 18" alloy wheels, the All-New Ranger Wildtrak says 'yes' to whatever adventure you've got planned. The powerful 3.2-Litre Turbo Diesel engine gives you the towing capacity of up to 3.35 tonne\* and a payload capacity of up to 1 tonne\* while inside you'll find a cabin that's loaded with some of the latest technology. There's a 5" Colour display, SatNav, Bluetooth, Voice Control and iPod Integration. Wildtrak leads the way on safety too, with Rear Parking Assist Sensors and an impressive Rear View Camera which displays the video image in the Rear View Mirror.



1



2



3

- 1 - Wildtrak Interior
- 2 - Rear view Camera with Rear View Mirror display
- 3 - SatNav (SD system with 5" Multi-function colour display)

Pre-production Ranger Wildtrak shown in Chilli Orange. Ranger Wildtrak available from Q1, 2012.

\*Braked towing capacity when fitted with an optional tow ball. \*\*Subject to State and Territory regulations.



## Single Cab

This is the all-round workhorse you can always rely on. You have all the technology and comfort you want upfront and an exceptional load-space capability in the back.



### XL

Bluetooth® and USB/iPod integration

Voice control system that allows you to control: Bluetooth®, Radio, CD Player, External Device (USB/iPod)

Cruise Control (1)

Power windows and mirrors (2)

3.5" Ice Blue Multi-function display

External rope hooks on Pick-up models (4)

Steering wheel mounted audio / cruise control buttons

Dynamic Stability Control

Overhead console

Anti-lock Braking System (ABS) with Electronic Brakeforce Distribution (EBD) and Traction Control

Emergency Brake Assist (EBA)

Driver and Front Passenger Airbags

12V auxiliary power socket

6 inner tie down cargo hooks

Cloth seat trim

Auto headlights

60/40 split bench seat

### XL Hi-Rider

Includes XL Features, plus:

Higher Ride Height

Volumetric Alarm (3)

Seat side and side curtain airbags

Hi-Rider decal

A-Pillar passenger grab handle



## Super Cab

The Super Cab is super-roomy, with two conventional front doors and two rear panel doors that open to the rear, and without a fixed B-pillar, you have easy access to the rear of the cab and the space behind the front seats.

### XL

Bluetooth® and USB/iPod integration

Voice control system that allows you to control: Bluetooth®, Radio, CD Player, External Device (USB/iPod)

Cruise Control

Power windows and mirrors

3.5" Ice Blue Multi-function display (1)

External rope hooks on Pick-up models

Steering wheel mounted audio / cruise control buttons

Dynamic Stability Control

Overhead console

Anti-lock Braking System (ABS) with Electronic Brakeforce Distribution (EBD) and Traction Control

Emergency Brake Assist (EBA)

Driver and Front Passenger Airbags

12V auxiliary power socket

2 Rear hinged doors that open at a 90° angle

In cabin storage behind rear seats

### XL Hi-Rider

Includes XL Features, plus:

Higher Ride Height

Volumetric Alarm

Front seat side and front side curtain airbags

Hi-Rider decal (2)

### XLT

Includes XL Features, plus:

4.2" Multi-function colour display

Voice control system that allows you to control: Bluetooth®, Radio, CD Player, External Device (USB/iPod) and Climate

Foglights and auto headlamps

Locking Rear Differential (3)

Privacy glass (4)

Cooled centre console

Rain Sensing Wipers

Electrochromatic Rear View Mirror

Rear Parking Sensors

Dual-Zone Climate Control

Chrome Radiator Grille, Sports Bar, Side Steps and Door Handles

Tow bar

Premium Cloth Trim

Bedliner with 12V socket

Chrome steel rear bumper





## Double Cab

With car-like comfort and a cabin large enough to comfortably seat up to 5 people, every Double Cab Ranger model takes you from weekday to weekend with ease.

### XL

Bluetooth® and USB/iPod integration

Voice control system that allows you to control: Bluetooth®, Radio, CD Player, External Device (USB/iPod)

Cruise Control

Power windows and mirrors

3.5" Ice Blue Multi-function display

External rope hooks on Pick-up models

Steering wheel mounted audio / cruise control buttons

Dynamic Stability Control with ABS

Overhead console

Anti-lock Braking System (ABS) with Electronic Brakeforce Distribution (EBD) and Traction Control

Emergency Brake Assist (EBA)

Driver and Front Passenger Airbags

12V auxiliary power socket

4 way manual driver seat adjuster with lumbar support (2)

### XL Hi-Rider

Includes XL Features, plus:

Higher Ride Height

Volumetric Alarm

Front seat side and front side curtain airbags

### XLT

Includes XL Features, plus:

4.2" Multi-function colour display

Voice control system that allows you to control: Bluetooth®, Radio, CD Player, External Device (USB/iPod) and Climate

Foglights and auto headlamps (3)

Locking Rear Differential

Privacy glass

Cooled centre console

Rain Sensing Wipers

Electrochromatic Rear View Mirror

Rear Parking Sensors

Dual-Zone Climate Control

Chrome Radiator Grille, Sports Bar, Side Steps and Door Handles

Tow bar

Bedliner (1) with 12V socket

Premium Cloth Trim

Chrome steel rear bumper

### Wildtrak

Includes XLT Features, plus:

5" Multi-function colour display with SatNav

Rear View Camera with Rear View Mirror Display

8-way power leather trim seats with heated front seats

Unique interior trim

Unique colour accents

Roof Rails (4)

Ice Blue ambient interior lighting with dimming control

Additional 12V auxiliary power socket in bedliner

Roller shutter



# The All-New Ranger

Whether it's a truck for hard work or a holiday off the beaten track, or both, the extensive and versatile selection of models means there's a Ranger that's just right for your needs.

## 4x2 MODELS



XL Single Cab Chassis  
2.5L Petrol Manual



XL Single Cab Chassis  
2.2L Diesel Manual



XL Single Cab Chassis Hi-Rider  
2.2L Diesel Manual (Auto Option)



XL Single Cab Pick-up  
2.2L Diesel Manual



XL Super Cab Chassis Hi-Rider  
2.2L Diesel Auto



XL Double Cab Chassis Hi-Rider  
2.2L Diesel Auto



XL Double Cab Pick-up  
2.5L Petrol Manual



XL Double Cab Pick-up Hi-Rider  
2.2 Diesel Manual (Auto Option)



XLT Super Cab Pick-up Hi-Rider  
3.2L Diesel Auto



XLT Double Cab Pick-up Hi-Rider  
3.2 Diesel Manual (Auto Option)

## 4x4 MODELS



XL Single Cab Chassis  
2.2L Diesel Manual



XL Single Cab Chassis  
3.2L Diesel Manual (Auto Option)



XL Super Cab Chassis  
3.2L Diesel Manual



XL Super Cab Pick-up  
3.2L Diesel Manual



XL Double Cab Chassis  
2.2L Diesel Manual (Auto Option)



XL Double Cab Pick-up  
2.2L Diesel Manual (Auto Option)



XL Double Cab Pick-up  
3.2L Diesel Manual (Auto Option)



XLT Super Cab Pick-up  
3.2 Diesel Manual (Auto Option)



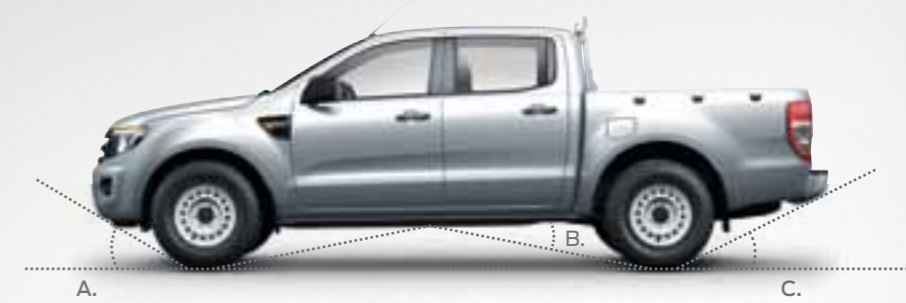
XLT Double Cab Pick-up  
3.2L Diesel Manual (Auto Option)



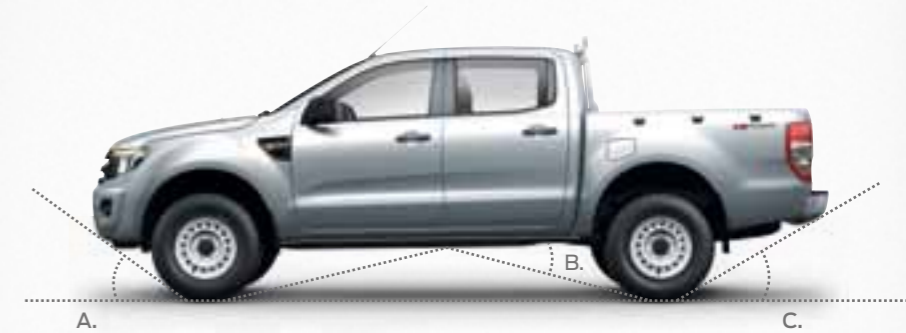
Wildtrak Double Cab Pick-up  
3.2 Diesel Manual (Auto Option)

## HI-RIDER HEIGHT

4x2 XL Double Cab Pick-up



4x2 XL Double Cab Pick-up Hi-Rider



With additional ground clearance as well as increased approach and departure angles, the Ranger Hi-Rider model handles tough terrain with ease.

	4x2 XL Double Cab Pick-up	4x2 XL Double Cab Pick-up Hi-Rider
A. Approach angle (degrees)	22	28
B. Ramp breakover angle (degrees)	17	24
C. Departure angle (degrees)*	22	27
Ground Clearance (mm)	201	232

\*Departure angle is measured to rear bumper on XL Pick-up models.

## Colours and Trim

Make the All-New Ranger your own. With a great range of stylish colours and trims, you can customise your Ranger so it's just right for you.

### EXTERIOR COLOURS



Aurora Blue



Chilli Orange (exclusive to Wildtrak)



Metropolitan Grey



Sparkling Gold



Highlight Silver



Gunmetal Blue



Black Mica



True Red



Cool White

### INTERIOR TRIMS



#### XL

Livewire Fabric in River Rock trim seats, with Pulse Fabric in River Rock bolsters.



#### XLT

Catalyst Fabric in River Rock trim seats and bolsters.



#### Wildtrak

Journey Grain in Ebony trim seats, with Endurance Fabric in Ebony bolsters.

COLOUR	XL	XLT	Wildtrak
Cool White*	•	•	•
True Red	•	•	–
Highlight Silver*	•	•	•
Sparkling Gold	•	•	–
Aurora Blue	•	•	–
Gunmetal Blue	•	•	–
Metropolitan Grey*	•	•	•
Chilli Orange	–	–	•
Black Mica	•	•	•



1



2



3

#### 1 - XL Wheel

4x2 XL  
Wheel: 16" X 6.5" Steel  
Tyre: P215/70 R16 99H  
Dunlop SP LT30

4x2 XL Hi-Rider, 4x4 XL  
Wheel: 16" X 7" Steel  
Tyre: P255/70 R16 A-T  
Bridgestone H/T 684

#### 2 - XLT Wheel

4x2 XLT Hi-Rider  
Wheel: 17" X 8.0" Alloy  
Tyre: 265/65 R17 A/S  
Bridgestone H/T 684

4x4 XLT  
Wheel: 17" X 8.0" Alloy  
Tyre: 265/65 R17 A/T  
Dunlop AT22

#### 3 - Wildtrak Wheel

4x4 Wildtrak  
Wheel: 18" X 8.0" Alloy  
Tyre: P265/60 R18 A/S  
Bridgestone H/T 684

\*Lower grille opening and skid plate painted body colour on selected Wildtrak models.

## Personalise your Ranger. The choice is yours.

The Ford Vehicle Personalisation accessory range lets you personalise your Ranger to perfectly suit your needs.



### Snorkel.<sup>1-2</sup>

A higher air intake position provides cooler and cleaner air to the engine and helps assist with water crossings.



### EGR Hard Tonneau Cover.<sup>2-3</sup>

Helps to keep your valuable equipment and tools secure. Features a single point push button system for easy locking.



### Carpet mats.<sup>2</sup>

These stylish hardwearing mats are easy to remove and clean. Anchor points fix the driver's mat to help prevent movement.



### Aeroklas Canopy.<sup>3</sup>

This rear hatch canopy increases your storage space and provides waterproof storage for your valuable equipment and tools.



### EGR Soft Tonneau Cover.<sup>3</sup>

Helps protect equipment and valuables from rain and dust.



### Nudge Bar.<sup>2</sup>

Tested to Ford's stringent engineering and safety standards, this nudge bar helps protect the front end of the vehicle.



### Towpack.<sup>2-4</sup>

Genuine Ford towpack makes towing a breeze, whether it's for work or a weekend trip.



### Bull bar.<sup>5</sup>

Developed specifically for the Ranger, this bull bar is designed to integrate with the vehicle's airbag system and help to protect the front end of your vehicle in an accident.



### 18" Alloy Wheel.<sup>6</sup>

Enhances the exterior appearance of the vehicle. Meets Ford's stringent engineering and safety standards.

# ACCESSORIES For more information visit [ford.com.au](http://ford.com.au)

EXTERIOR STYLING	XL	XLT	WILDTRAK
Alloy Wheels 17" <sup>6</sup>	A	S	–
Alloy Wheels 18" <sup>6</sup>	A	A	S
Aeroklas Canopy 'Commercial' Super & Double Cab Pick-up <sup>3</sup>	A	A	–
Aeroklas Canopy 'Stylish' Super & Double Cab Pick-up <sup>3</sup>	A	A	–
Side Steps Stainless Steel Super & Double Cab Pick-up	A	S	S
Side Steps Powder Coated Super & Double Cab Pick-up	A	–	–
Snorkel Diesel engines <sup>2</sup>	A	A	A
EGR Tonneau Cover Soft Single/Super/Double Cab Pick-up <sup>3</sup>	A	A	–
EGR Tonneau Cover Hard Double Cab Pick-up <sup>3</sup>	A	A	–
<b>EXTERIOR PROTECTION</b>			
Bedliners Super & Double Cab Pick-up <sup>7</sup>	A	S/A	S
Bedliner Rail Covers Double Cab Pick-up	A	–	–
Bedliner Cargo Restraint Double Cab Pick-up	A	A	A
Bonnet Protector	A	A	A
Bull Bar 4x2 and 4x4 Hi-Rider <sup>5</sup>	A	A	A
Headlamp Guards	A	A	A
Licence Plate Covers	A	A	A
Nudge Bar <sup>2</sup>	A	A	A
Spare Wheel Lock	A	A	A
Weathershields	A	A	A
<b>INTERIOR STYLING</b>			
Carpet Mats	–	A	–
Gear Knob Leather (Manual only)	A	S	S
<b>IN CAR ENTERTAINMENT &amp; ELECTRICAL</b>			
Auxiliary Audio Plug In Cable	A	A	A
iPod USB Integration Cable <sup>8</sup>	A	A	A
DVD/CD Wallet	A	A	A
Fridge 'Day Tripper' 15L	A	A	A
Fridge 'Weekender' 31L	A	A	A
Garmin Nuvi® Portable Satellite Navigation Systems <sup>3</sup>	A	A	A
Organiser Child Activity Pack Crew Cabs	A	A	A
Smokers Pack	A	A	A
<b>SAFETY</b>			
First Aid Kit	A	A	A
Fire Extinguisher	A	A	A
Safety Triangle	A	A	A
<b>TOWING AND CARRYING</b>			
Rola Carry Bars <sup>3</sup>	A	A	–
Rhino-Rack® Carry Bars & Accessories <sup>3</sup>	A	A	–
Towpack - 2,200Kg 4x2 2.5L Petrol <sup>2, 4</sup>	A	–	–
Towpack - 2,500Kg 4x2 2.2L Diesel Low Rider <sup>2, 4</sup>	A	–	–
Towpack - 3,350Kg 4x2 Hi-Rider & 4x4 Hi-Rider <sup>2, 4</sup>	A	S	S

S = Standard. A = Accessory that can be added at any time. – = Not available.

1. Available on 2.2L Diesel and 3.2L Diesel models only. 2. Available from Q4, 2011. Please consult your Ford Dealer for the most recent specifications and availability information. 3. This accessory is a Supplier Branded Accessory and is not manufactured or warranted by Ford. The warranty is provided by the manufacturer of the accessory. The information in this document relating to the accessory is based on information provided by the accessory manufacturer. Contact your authorised Ford Dealer for details of the accessory manufacturer's warranty applicable to this accessory. 4. Tow ball not included. 5. Available late 2011/early 2012. Please consult your Ford dealer for the latest availability information. 6. Wheels and tyres sold separately. 7. Bedliner standard on Ranger 4x2 XLT Double Cab Pick-up and 4x4 XLT Double Cab Pickup and Wildtrak. 8. iPod is a trademark of Apple Inc.



# 4X2 SPECIFICATIONS AND OPTIONS

MODEL NAME	XL Single C/C 2.5 Petrol	XL Single C/C 2.2 Diesel	XL Single C/C HR 2.2 Diesel	XL Single P/U 2.2 Diesel	XL Super C/C HR 2.2 Diesel	XLT Super P/U HR 3.2 Diesel	XL Double P/U 2.5 Petrol	XL Double C/C HR 2.2 Diesel	XL Double P/U HR 2.2 Diesel	XLT Double P/U HR 3.2 Diesel
<b>FACTORY FITTED OPTIONS</b>										
Bench Seat, no A/C, no Side Curtain Airbags	S	-	-	-	-	-	-	-	-	-
Bench Seat with A/C, no Side Curtain Airbags	O	S	-	-	-	-	-	-	-	-
Bench Seat with A/C, with Side Curtain Airbags	O	O	-	-	-	-	-	-	-	-
Bucket Seat with A/C, no Seat Side or Side Curtain Airbags	O	O	-	-	-	-	-	-	-	-
Bucket Seat with A/C, Seat Side and Side Curtain Airbags	O	O	S	S	S	S	S	S	S	S
Automatic Transmission	-	-	O	-	S	S	-	S	O <sup>4</sup>	O
Locking Rear Differential (LRD)	-	-	O	-	-	S <sup>3</sup>	-	-	O <sup>5</sup>	S
Rear Differential - Open	S	S	S	S	S	-	S	S	S	-
<b>OPTIONAL TRAY</b>										
Aluminium tray (Standard)	O	O	O	-	O	-	-	-	-	-
Aluminium tray (Hi-Series)	O	O	O	-	O	-	-	-	-	-
<b>VEHICLE MASSES<sup>6</sup></b>										
GVM (kg)	2925	2925	3200	2925	3200	3200	2925	3200	3200	3200
Kerb Weight (kg):	1486	1619	1672	1789	1759	2001	1789	1821	1929	2052
Payload (kg)	1439	1306	1528	1136	1441	1199	1136	1379	1271	1148
Front Axle Load (Maximum) (kg)	1325	1325	1480	1325	1480	1480	1325	1480	1480	1480
Rear Axle Load (Maximum) (kg)	1755	1755	1850	1755	1850	1850	1755	1850	1850	1850
Gross Combined Mass Incl. Braked trailer (kg)	5125	5425	5950	5425	5950	5950	5125	5950	5950	5950
<b>EXTERIOR DIMENSIONS (mm)</b>										
Overall height	1703	1703	1800	1703	1804	1810	1716	1815	1815	1821
Overall width	1850	1850	1850	1850	1850	1850	1850	1850	1850	1850
Overall length	5110	5110	5110	5359	5110	5351	5359	5110	5359	5351
Front overhang	905	905	905	905	905	905	905	905	905	905
Rear overhang	985	985	985	1234	985	1226	1234	985	1234	1226
Front track, Rear track	1590	1590	1560	1590	1560	1560	1590	1560	1560	1560
Wheelbase	3220	3220	3220	3220	3220	3220	3220	3220	3220	3220
Ground Clearance (Unladen) mm	201	201	232	201	232	237	201	232	232	237
Wading Depth (mm)	600	600	800	600	800	800	600	800	800	800
Approach Angle (Unladen, Degrees)	22	22	28	22	28	29	22	28	28	29
Departure Angle (Unladen, Degrees) Measured to:										
a) Rear Bumper on XL Pick-up models,	24	24	28	22	28	20	22	28	27	20
b) Spare Tyre on XL Cab Chassis models,										
c) Tow bar on XLT and Wildtrak models										
Ramp Breakover angle ( Degrees)	17	17	24	17	24	25	17	24	24	25
Turning Circle	12.0	12.0	12.7	12.0	12.7	12.7	12.0	12.7	12.7	12.7
<b>PICK-UP BOX DIMENSIONS (mm)</b>										
Length - at floor	-	-	-	2317	-	1847	1549	-	1549	1549
Length - top of box	-	-	-	2253	-	1783	1485	-	1485	1485
Width - pick-up box	-	-	-	1560	-	1560	1560	-	1560	1560
Width - between wheelhouses	-	-	-	1139	-	1139	1139	-	1139	1139
Height - at centreline of axle	-	-	-	511	-	511	511	-	511	511
Width of rear opening	-	-	-	1330	-	1330	1330	-	1330	1330
Height - floor height to ground	-	-	-	723	-	840	723	-	835	840
<b>INTERIOR DIMENSIONS (mm)</b>										
Front Headroom	1024	1024	1024	1024	1024	1024	1022	1022	1022	1022
Front Legroom	1058	1058	1058	1058	1058	1058	1058	1058	1058	1058
Front Shoulder Room	1440	1440	1440	1440	1440	1440	1440	1440	1440	1440
2nd Row Headroom	-	-	-	-	938	938	986	986	986	986
2nd Row Legroom	-	-	-	-	796	796	902	902	902	902
2nd Row Shoulder Room	-	-	-	-	1400	1400	1430	1430	1430	1430
<b>INTERIOR CLIMATE CONTROL</b>										
Air Conditioning	O	S	S	S	S	-	S	S	S	-
Dual-Zone Climate Control	-	-	-	-	-	S	-	-	-	S
<b>AUDIO AND COMMUNICATION</b>										
Bluetooth® with Voice Control <sup>7</sup>	S	S	S	S	S	S	S	S	S	S

**In Car Entertainment pack 1 (Standard on XL):** AM/FM Stereo Radio · Single MP3 compatible CD Player · Integrated Audio Module · 4.2" Multi-function colour display  
High Audio Integrated Control Panel · AUX · USB/iPod integration · 2 Speakers · 2 Tweeters

**In Car Entertainment pack 2 (Standard on XLT):** Same features as per Pack 1 plus 2 additional Speakers

S = Standard. A = Accessory that can be added at any time. P = Part of pack. - = Not available.

3. Automatic transmission only. 4. LRD Not available. 5. Manual transmission only. 6. Optional features additional weights: 4x2 automatic transmission=14kg, 4x4 automatic transmission=18kg, Additional weight of Locking Rear Differential (LRD)=2.4kg, Additional weight of Bucket vs bench seat=5kg, Air-conditioning=24kg, Additional weight of optional Airbags: a) Side curtain for bench seat=2kg, b) Combined seat side airbags and side curtain airbag for bucket seat=5kg, Payload (Maximum) is defined as Gross Vehicle Mass (GVM) minus the kerb mass. Payload is the maximum combined value of occupants, cargo, added options, added structures and tow ball download (when towing). Kerb Mass includes the vehicle with a full tank of fuel, without occupants, luggage or cargo and with all standard equipment. Additional weight of optional features must be taken into account when calculating kerb weight and payload. GVM must not be exceeded. Front and rear individual axle load limits must not be individually exceeded. The combined weight of the fully loaded vehicle and trailer must not exceed the GCM.

MODEL NAME	XL Single	XL Single	XL Single	XL Single	XL Super	XLT Super	XL Double	XL Double	XL Double	XLT Double
	C/C 2.5 Petrol	C/C 2.2 Diesel	C/C HR 2.2 Diesel	P/U 2.2 Diesel	C/C HR 2.2 Diesel	P/U HR 3.2 Diesel	P/U 2.5 Petrol	C/C HR 2.2 Diesel	P/U HR 2.2 Diesel	P/U HR 3.2 Diesel
<b>INTERIOR</b>										
Long Centre Console - double lid with 2 cupholders & coin storage	P <sup>8</sup>	P <sup>8</sup>	S	S	S	S	S	S	S	S
Cooled Console	-	-	-	-	-	S	-	-	-	S
2 child seat upper anchorage points	-	-	-	-	S	S	S	S	S	S
Floor Coverings - Vinyl	S	S	S	S	S	-	S	S	S	-
Floor Coverings - Carpet	-	-	-	-	-	S	-	-	-	S
Front Floor Mats - Driver Only	-	-	-	-	-	S	-	-	-	S
Cruise Control with Steering Wheel Mounted buttons	S	S	S	S	S	S	S	S	S	S
2nd powerpoint	S	S	S	S	S	S	S	S	S	S
3rd powerpoint rear of console	-	-	-	-	-	S	-	-	-	S
Day/Night Inside Rear View Mirror	S	S	S	S	S	-	S	S	S	-
Electrochromatic Rear View Mirror	-	-	-	-	-	S	-	-	-	S
Power Rear Windows	-	-	-	-	-	-	S	S	S	S
Power Front Windows (Auto Driver)	S	S	S	S	S	S	S	S	S	S
Rear Window Defrost	-	-	-	-	S	S	S	S	S	S
Privacy Glass	-	-	-	-	-	S	-	-	-	S
Rain Sensing Windscreen Wipers	-	-	-	-	-	S	-	-	-	S
Front seat - Bench seat - 60/40	S	S	-	-	-	-	-	-	-	-
2 way manual adjustment (Bench seat)	S	S	-	-	-	-	-	-	-	-
Front seat - 2 Separate bucket seats - driver & passenger	O	O	S	S	S	S	S	S	S	S
4 way manual driver seat adjustment with lumbar support	P <sup>8</sup>	P <sup>8</sup>	S	S	S	S	S	S	S	S
<b>EXTERIOR</b>										
Tow bar	-	-	-	-	-	S	-	-	-	S
Grille and Door Handle - Black	S	S	S	S	S	-	S	S	S	-
Grille and Door Handle - Chrome	-	-	-	-	-	S	-	-	-	S
Side Steps - Tubular Chrome	-	-	-	-	-	S	-	-	-	S
Tailgate Handle - Black	-	-	-	S	-	-	S	-	S	-
Tailgate Handle - Chrome	-	-	-	-	-	S	-	-	-	S
Tailgate lock manual	-	-	-	S	-	S	S	-	S	S
Front and Rear Mud Flaps <sup>9</sup>	S	S	S	S	S	S	S	S	S	S
Chrome Tubular Sports Bar with High Mounted Stop Lamp	-	-	-	-	-	S	-	-	-	S
Auto Headlamps	S	S	S	S	S	S	S	S	S	S
Foglights	-	-	-	-	-	S	-	-	-	S
Roof Mounted Centre High Mounted Stop Light	-	-	-	S	-	-	S	-	S	-
Body Mounted Indicators	S	S	S	S	S	-	S	S	S	-
Front Bumper - Body Colour	S	S	S	S	S	S	S	S	S	S
Rear Bumper - Body Colour (excluding rear bumper sensor device)	-	-	-	S	-	-	S	-	S	-
Rear Bumper - Chrome Steel	-	-	-	-	-	S	-	-	-	S
Power adjustable exterior mirrors	S	S	S	S	S	-	S	S	S	-
Exterior Mirrors with: Power Adjustable, Power Folding, Heated, Turn Indicator	-	-	-	-	-	S	-	-	-	S
<b>EXTERIOR BODY AND BOX ELEMENTS</b>										
Inner Tie Downs	-	-	-	S	-	S	S	-	S	S
Outer Tie Downs and Load Rest	-	-	-	S	-	-	S	-	S	-
Bedliner and 12V socket on bedliner	-	-	-	-	-	-	-	-	-	S
<b>SAFETY AND SECURITY</b>										
Remote Keyless Entry	S	S	S	S	S	S	S	S	S	S
Rear Parking Sensors	-	-	-	-	-	S	-	-	-	S
Volumetric Alarm	-	S	S	S	S	S	-	S	S	S
Driver and Front Passenger Airbag	S	S	S	S	S	S	S	S	S	S
Front seat side airbags	O <sup>10</sup>	O <sup>10</sup>	S	S	S	S	S	S	S	S
Side Curtain Airbag	O	O	S	S	S	S	S	S	S	S
Beltminder - Driver only	S	S	-	-	-	-	-	-	-	-
Beltminder - Driver and front passenger	O <sup>11</sup>	O <sup>11</sup>	S	S	S	S	S	S	S	S
3 Point Lap Sash Seat Belt in all positions	S	S	S	S	S	S	S	S	S	S

Dynamic Stability Control (DSC) incorporating ABS • Hill Launch Assist • Trailer Sway Control • Load Adaptive Control • Emergency Brake Assist • Roll Over Mitigation  
Emergency Brake Light • Centrally Mounted Parking Brake (Standard across all 4x2 models)

S = Standard. A = Accessory that can be added at any time. P = Part of pack. - = Not available.

7. Bluetooth® is a registered trademark of Bluetooth SIG Inc., and is used under licence. Customers should consult their Ford Dealer on the ability of their mobile phone handset to integrate with the Bluetooth® system prior to making a purchase decision. 8. Mandatory with Bucket Seats. 9. Rear mud flaps on pick-up models only. 10. Bucket Seats only. 11. With Bucket Seats, Seat side airbags and Side Curtain airbags only.

# 4X4 SPECIFICATIONS AND OPTIONS

MODEL NAME	XL Single	XL Single	XL Super	XL Super	XLT Super	XL Double	XL Double	XL Double	XLT Double	Wildtrak
	C/C	C/C	C/C	P/U	P/U	C/C	P/U	P/U	P/U	Double P/U
	2.2 Diesel	3.2 Diesel	3.2 Diesel	3.2 Diesel	3.2 Diesel	2.2 Diesel	2.2 Diesel	3.2 Diesel	3.2 Diesel	3.2 Diesel
<b>FACTORY FITTED OPTIONS</b>										
Bench Seat with A/C, with Side Curtain Airbags	S	S	-	-	-	-	-	-	-	-
Bucket Seat with A/C, Seat Side and Side Curtain Airbags	O	O	S	S	S	S	S	S	S	S
Automatic Transmission	-	O <sup>12</sup>	-	-	O	O	O	O <sup>12</sup>	O	O
Locking Rear Differential (LRD)	O	O <sup>13</sup>	-	-	S	-	-	O <sup>13</sup>	S	S
Rear Differential - Open	S	S	S	S	-	S	S	S	-	-
<b>OPTIONAL TRAY</b>										
Aluminium tray (Standard)	O	O	O	-	-	-	-	-	-	-
Aluminium tray (Hi-Series)	O	O	O	-	-	-	-	-	-	-
<b>VEHICLE MASSES<sup>14</sup></b>										
GVM (kg)	3200	3200	3200	3200	3200	3200	3200	3200	3200	3200
Kerb Weight (kg):	1762	1795	1870	2018	2095	1909	2034	2068	2159	2200
Payload (kg)	1438	1405	1330	1182	1105	1291	1166	1132	1041	1000
Front Axle Load (Maximum) (kg)	1480	1480	1480	1480	1480	1480	1480	1480	1480	1480
Rear Axle Load (Maximum) (kg)	1850	1850	1850	1850	1850	1850	1850	1850	1850	1850
Gross Combined Mass Incl. Braked trailer (kg)	5950	5950	5950	5950	5950	5950	5950	5950	5950	5950
<b>EXTERIOR DIMENSIONS (mm)</b>										
Overall height	1800	1800	1804	1804	1810	1815	1815	1815	1821	1848
Overall width	1850	1850	1850	1850	1850	1850	1850	1850	1850	1850
Overall length	5110	5110	5110	5359	5351	5110	5359	5359	5351	5351
Front overhang	905	905	905	905	905	905	905	905	905	905
Rear overhang	985	985	985	1234	1226	985	1234	1234	1226	1226
Front track, rear track	1560	1560	1560	1560	1560	1560	1560	1560	1560	1560
Wheelbase	3220	3220	3220	3220	3220	3220	3220	3220	3220	3220
Ground Clearance (Unladen) mm	232	232	232	232	237	232	232	232	237	237
Wading Depth (mm)	800	800	800	800	800	800	800	800	800	800
Approach Angle (Unladen, Degrees)	28	28	28	28	29	28	28	28	29	29
Departure Angle (Unladen, Degrees) Measured to:										
a) Rear Bumper on XL Pick-up models,	28	28	28	27	20	28	27	27	20	20
b) Spare Tyre on XL Cab Chassis models,										
c) Tow bar on XLT and Wildtrak models										
Ramp Breakover angle ( Degrees)	24	24	24	24	25	24	24	24	25	25
Turning Circle	12.7	12.7	12.7	12.7	12.7	12.7	12.7	12.7	12.7	12.7
<b>PICK-UP BOX DIMENSIONS (mm)</b>										
Length - at floor	-	-	-	1847	1847	-	1549	1549	1549	1549
Length - top of box	-	-	-	1783	1783	-	1485	1485	1485	1485
Width - pick-up box	-	-	-	1560	1560	-	1560	1560	1560	1560
Width - between wheelhouses	-	-	-	1139	1139	-	1139	1139	1139	1139
Height - at centreline of axle	-	-	-	511	511	-	511	511	511	511
Width of rear opening	-	-	-	1330	1330	-	1330	-	1330	1330
Height - floor height to ground	-	-	-	835	840	-	835	835	840	840
<b>INTERIOR DIMENSIONS (mm)</b>										
Front Headroom	1024	1024	1024	1024	1024	1022	1022	1022	1022	1022
Front Legroom	1058	1058	1058	1058	1058	1058	1058	1058	1058	1058
Front Shoulder Room	1440	1440	1440	1440	1440	1440	1440	1440	1440	1440
2nd Row Headroom	-	-	938	938	938	986	986	986	986	986
2nd Row Legroom	-	-	796	796	796	902	902	902	902	902
2nd Row Shoulder Room	-	-	1400	1400	1400	1430	1430	1430	1430	1430
<b>INTERIOR CLIMATE CONTROL</b>										
Air Conditioning	S	S	S	S	-	S	S	S	-	-
Dual-Zone Climate Control	-	-	-	-	S	-	-	-	S	S
<b>AUDIO AND COMMUNICATION</b>										
Bluetooth® with Voice Control <sup>15</sup>	S	S	S	S	S	S	S	S	S	S
<b>In Car Entertainment pack 1 (Standard on all XL models):</b> AM/FM Stereo Radio · Single MP3 compatible CD Player · Integrated Audio Module · 4.2" Multi-function colour display High Audio Integrated Control Panel · AUX · USB/iPod integration · 2 Speakers · 2 Tweeters										
<b>In Car Entertainment pack 2 (Standard on XLT models):</b> Same features as per Pack 1 plus 2 additional Speakers										
<b>In Car Entertainment pack 3 (Standard on Wildtrak models):</b> Same features as per Pack 2 plus a larger 5" Multi-function colour display and Satellite Navigation										
<b>INTERIOR</b>										
Long Centre Console - double lid with 2 cupholders & coin storage	P <sup>8</sup>	P <sup>8</sup>	S	S	S	S	S	S	S	S
Cooled Console	-	-	-	-	S	-	-	-	S	S
2 Child seat upper anchorage points	-	-	S	S	S	S	S	S	S	S
Floor Coverings - Vinyl	S	S	S	S	-	S	S	S	-	-

S = Standard. A = Accessory that can be added at any time. P = Part of pack. - = Not available.

<sup>12</sup>. LRD Not available. <sup>13</sup>. Manual Transmission only. <sup>14</sup>. Optional features additional weights: 4x2 automatic transmission=14kg, 4x4 automatic transmission=18kg, Additional weight of Locking Rear Differential (LRD)=24kg, Additional weight of Bucket vs bench seat=5kg, Air-conditioning=24kg. Additional weight of optional Airbags: a) Side curtain for bench seat=2kg, b) Combined seat side airbags and side curtain airbag for bucket seat=5kg, Weight of Wildtrak Roller Shutter (CHBAN)=35kg (indicative weight, subject to change). Payload (Maximum) is defined as Gross Vehicle Mass (GVM) minus the kerb mass. Payload is the maximum combined value of occupants, cargo, added options, added structures and tow ball download (when towing). Kerb Mass includes the vehicle with a full tank of fuel, without occupants, luggage or cargo and with all standard equipment. Additional weight of optional features must be taken into account when calculating kerb weight and payload. GVM must not be exceeded. Front and rear individual axle load limits must not be individually exceeded. The combined weight of the fully loaded vehicle and trailer must not exceed the GCM.

MODEL NAME	XL Single	XL Single	XL Super	XL Super	XLT Super	XL Double	XL Double	XL Double	XLT Double	Wildtrak
	C/C	C/C	C/C	P/U	P/U	C/C	P/U	P/U	P/U	Double P/U
	2.2 Diesel	3.2 Diesel	3.2 Diesel	3.2 Diesel	3.2 Diesel	2.2 Diesel	2.2 Diesel	3.2 Diesel	3.2 Diesel	3.2 Diesel
<b>INTERIOR (Continued)</b>										
Floor Coverings - Carpet	-	-	-	-	S	-	-	-	S	S
Front Floor Mats - Driver Only	-	-	-	-	S	-	-	-	S	-
Front and Rear Floor Mats - Wildtrak	-	-	-	-	-	-	-	-	-	S
Cruise Control with Steering Wheel Mounted buttons	S	S	S	S	S	S	S	S	S	S
2nd powerpoint	S	S	S	S	S	S	S	S	S	S
3rd powerpoint rear of console	-	-	-	-	S	-	-	-	S	S
Front seat - Bench seat - 60/40	S	S	-	-	-	-	-	-	-	-
2 way manual adjustment (Bench seat)	S	S	-	-	-	-	-	-	-	-
Front Seat - 2 Separate Bucket Seats - driver & passenger	O	O	S	S	S	S	S	S	S	S
4 way manual driver seat adjustment with lumbar support	P <sup>15</sup>	P <sup>15</sup>	S	S	S	S	S	S	S	-
8 way power driver seat adjustment with lumbar support	-	-	-	-	-	-	-	-	-	S
Heated front seats	-	-	-	-	-	-	-	-	-	S
Day/Night Inside Rear View Mirror	S	S	S	S	-	S	S	S	-	-
Electrochromatic Rear View Mirror	-	-	-	-	S	-	-	-	S	S
Power Rear Windows	-	-	-	-	-	S	S	S	S	S
Power Front Windows (Auto Driver)	S	S	S	S	S	S	S	S	S	S
Rear Window Defrost	-	-	S	S	S	S	S	S	S	S
Privacy Glass	-	-	-	-	S	-	-	-	S	S
Rain Sensing Windscreen Wipers	-	-	-	-	S	-	-	-	S	S
<b>EXTERIOR</b>										
Tow bar	-	-	-	-	S	-	-	-	S	S
Fuel Tank Guard	S	S	S	S	S	S	S	S	S	S
Grille and Door Handle - Black	S	S	S	S	-	S	S	S	-	-
Grille and Door Handle - Chrome	-	-	-	-	S	-	-	-	S	-
Radiator Grille - Wildtrak	-	-	-	-	-	-	-	-	-	S
Side Steps - Tubular Chrome	-	-	-	-	S	-	-	-	S	S
Tailgate Handle - Black	-	-	-	S	-	-	S	S	-	S
Tailgate Handle - Chrome	-	-	-	-	S	-	-	-	S	-
Tailgate lock manual	-	-	-	S	S	-	S	S	S	S
Front and Rear Mud Flaps <sup>16</sup>	S	S	S	S	S	S	S	S	S	S
Chrome Tubular Sports Bar with High Mounted Stop Lamp	-	-	-	-	S	-	-	-	S	-
Wildtrak Sports Bar and Roof Rails	-	-	-	-	-	-	-	-	-	S
Auto Headlamps	S	S	S	S	S	S	S	S	S	S
Foglights	-	-	-	-	S	-	-	-	S	S
Roof Mounted Centre High Mounted Stop Light	-	-	-	S	-	-	S	S	-	-
Body Mounted Indicators	S	S	S	S	-	S	S	S	-	-
Front Bumper - Body Colour	S	S	S	S	S	S	S	S	S	S
Rear Bumper - Body Colour <sup>17</sup>	-	-	-	S	-	-	S	S	-	-
Rear Bumper - Accent Steel	-	-	-	-	-	-	-	-	-	S
Rear Bumper - Chrome Steel	-	-	-	-	S	-	-	-	S	-
Power adjustable exterior mirrors	S	S	S	S	-	S	S	S	-	-
Exterior Mirrors with: Power Adjustable, Power Folding, Heated, Turn Indicator, Puddle Lamps	-	-	-	-	S <sup>18</sup>	-	-	-	S <sup>18</sup>	S
<b>EXTERIOR BODY AND BOX ELEMENTS</b>										
Inner Tie Downs	-	-	-	S	S	-	S	S	S	S
Outer Tie Downs	-	-	-	S	-	-	S	S	-	-
Load Rest	-	-	-	S	-	-	S	S	-	-
Bedliner and 12V socket on bedliner	-	-	-	-	-	-	-	-	S	S
<b>SAFETY AND SECURITY</b>										
Remote Keyless Entry	S	S	S	S	S	S	S	S	S	S
Rear Parking Sensors	-	-	-	-	S	-	-	-	S	S
Rear View Camera	-	-	-	-	-	-	-	-	-	S
Volumetric Alarm	S	S	S	S	S	S	S	S	S	S
Driver and Front Passenger Airbag	S	S	S	S	S	S	S	S	S	S
Front seat side airbags	O <sup>19</sup>	O <sup>19</sup>	S	S	S	S	S	S	S	S
Side Curtain Airbag	S	S	S	S	S	S	S	S	S	S
Beltminder - Driver only	S	S	-	-	-	-	-	-	-	-
Beltminder - Driver and front passenger	O <sup>20</sup>	O <sup>20</sup>	S	S	S	S	S	S	S	S
3 Point Lap Sash Seat Belt in all positions	S	S	S	S	S	S	S	S	S	S
Dynamic Stability Control (DSC) incorporating ABS · Hill Launch Assist · Trailer Sway Control · Load Adaptive Control · Emergency Brake Assist · Roll Over Mitigation Emergency Brake Light (Standard across all 4x4 models)										
Parking Brake - Handbrake for bench seat mounted centrally, same as dual front seat. (Standard across all 4x4 models)										

S = Standard. A = Accessory that can be added at any time. P = Part of pack. - = Not available.

15. Mandatory with Bucket Seats. 16. Rear mud flaps on pick-up models only. 17. Rear bumper body colour, excludes rear bumper sensor device. 18. Puddle lamps not available on XLT models. 19. Bucket Seats only. 20. With Bucket Seats, Seat side airbags and Side Curtain airbags only.

# MECHANICAL SPECIFICATIONS

ENGINE	2.5L Petrol	2.2L Diesel	3.2L Diesel		
Engine type	4 Cylinder	4 Cylinder	5 Cylinder		
Engine size (cm <sup>3</sup> )	2488.5	2198	3198		
Compression ratio	9.7:1	15.7:1	15.7:1		
Maximum power	122kW @ 5500rpm	110kW @ 3700rpm	147kW @ 3000rpm		
Maximum torque	225Nm @ 4500rpm	375Nm @ 1500-2500rpm	470Nm @ 1500-2750rpm		
No. of valves	16	16	20		
Bore x stroke	89 x 100mm	86 x 94.6mm	89.9 x 100.76mm		
Fuel management system	Sequential multi-port fuel injection	Turbocharged direct commonrail injection	Turbocharged direct commonrail injection		
TRANSMISSION RATIOS	5-speed manual	6-speed manual	6-speed auto	6-speed manual	6-speed auto
1st	4.200	5.441	4.171	5.441	4.171
2nd	2.238	2.839	2.342	2.839	2.342
3rd	1.366	1.721	1.521	1.721	1.521
4th	1.000	1.223	1.143	1.223	1.143
5th	0.763	1.000	0.867	1.000	0.867
6th	–	0.794	0.691	0.794	0.691
Reverse	3.84	4.935	3.400	4.935	3.400
FINAL DRIVE RATIOS					
4x2 Low Rider	4.7	3.31	–	–	–
4x2 Hi-Rider	–	3.55	3.73	3.55	3.73
4x4	–	3.55	3.73	3.55	3.73
FUEL TANK CAPACITY (L)	80	80	80		

FUEL CONSUMPTION <sup>1</sup> - 4X2		2.5L Petrol		2.2L Diesel	
Transmission		Manual no Air Conditioning, Cab Chassis Standard tray only		Manual with Air Conditioning	
Model		XL		XL	
Single	Fuel economy (L/100km)	9.8	10.4	7.6	
	CO <sub>2</sub> Emissions (g/km)	235	250	203	
Double	Fuel economy (L/100km)	–	10.6	–	
	CO <sub>2</sub> Emissions (g/km)	–	254	–	

FUEL CONSUMPTION <sup>1</sup> - 4x2 HI-RIDER		2.2L Diesel		3.2L Diesel	
Transmission		Manual		Auto	
Model		XL		XL	
Single	Fuel economy (L/100km)	7.6	8.9	–	–
	CO <sub>2</sub> Emissions (g/km)	203	238	–	–
Super	Fuel economy (L/100km)	–	8.9	–	8.9
	CO <sub>2</sub> Emissions (g/km)	–	238	–	239
Double	Fuel economy (L/100km)	7.6	8.9	8.4	8.9
	CO <sub>2</sub> Emissions (g/km)	203	238	222	239

FUEL CONSUMPTION <sup>1</sup> - 4X4		2.2L Diesel		3.2L Diesel							
Transmission		Manual		Manual		Auto					
Model		XL		XL		Wildtrak		XL		Wildtrak	
Single	Fuel economy (L/100km)	8.1	–	8.9	–	–	–	9.2	–	–	–
	CO <sub>2</sub> Emissions (g/km)	216	–	235	–	–	–	246	–	–	–
Super	Fuel economy (L/100km)	–	–	8.9	8.9	–	–	9.2	–	–	–
	CO <sub>2</sub> Emissions (g/km)	–	–	235	235	–	–	246	–	–	–
Double	Fuel economy (L/100km)	8.1	9.4	8.9	9.4	9.4	9.2	9.2	9.2	9.6	9.6
	CO <sub>2</sub> Emissions (g/km)	216	251	235	248	248	246	246	246	256	256

## MAXIMUM BRAKED TOWING CAPACITY<sup>2</sup>: (Maximum Unbraked towing capacity is 750kg for all models)

Engine	2.5L Petrol	2.2L Diesel			3.2L Diesel	
Transmission	5-speed manual	6-speed manual		6-speed auto	6-speed manual	6-speed auto
4x2	2200	2500	–	–	–	–
4x2 Hi-Rider	–	–	3350	3350	3350	3350
4x4	–	–	3350	3350	3350	3350

## MAXIMUM GROSS COMBINATION MASS

Engine	2.5L Petrol	2.2L Diesel			3.2L Diesel	
Transmission	5-speed manual	6-speed manual		6-speed auto	6-speed manual	6-speed auto
4x2	5125	5425	–	–	–	–
4x2 Hi-Rider	–	–	5950	5950	5950	5950
4x4	–	–	5950	5950	5950	5950

1. Fuel consumption and emissions as per Australian Design Rule 81/02 (combined cycle). Note that the actual fuel consumption will depend on many factors including the driver's driving habits, prevailing conditions and the vehicle's equipment, condition and use. 2. Braked towing capacity when fitted with a Genuine Ford towpack and tow ball, subject to State and Territory Regulations. The weight of the vehicle must not exceed the Gross Vehicle Mass (GVM). The combined weight of the fully loaded vehicle and trailer must not exceed the Gross Combination Mass (GCM). Maximum individual axle loads must not be exceeded. Tow ball downforce must be taken into account when calculating payload and GCM. Tow ball download must be a minimum of 6% of the towed weight. Tow ball download must not exceed 10% of the towed weight. Tow ball download must not exceed 220kg on 2.5L petrol 4x2 Low Rider vehicles (2,200kg max. towing capacity). Tow ball download must not exceed 250kg on 2.2L Diesel 4x2 Low Rider vehicles (2,500kg max. towing capacity). Tow ball download must not exceed 335kg on 2.2L Diesel and 3.2L Diesel vehicles 4x2 Hi-Rider and 4x4 (3,350kg max. towing capacity).





### Quality

We design and build your Ford to feel as good after many years of service as it did the day you picked it up. And to drive just as beautifully, too.



### Sustainability

Using advanced technology, we're committed to creating vehicles with improved fuel economy, reduced CO<sub>2</sub> emissions and a lower overall cost of ownership.



### Safety

Ford's Intelligent Protection System uses sophisticated technology designed to help prevent an accident and, if one should happen, to help protect you.



### Smart

Vehicles with smart, intuitive technologies designed to connect you to your world and many clever solutions from Ford that make life a little easier.

Speak to your Ford Dealer today about how we can help you make the most out of your vehicle ownership experience.

#### myFord Capped Price Servicing

Your new Ford vehicle now gives you access to myFord Capped Price Servicing, which means it makes even more sense to have your Ford looked after by the people who know your Ford back to front, inside and out. With myFord Capped Price Servicing, Ford will publish the maximum price you will pay for a logbook service at participating Authorised Ford Dealers for all vehicles built from 2007 up to 6 years or 105,000 kilometres, whichever comes first.

In addition, when vehicles are serviced under myFord Capped Price Servicing, Retail and Small Business Customers will also receive 12 months myFord Standard Roadside Assistance (RRP \$90).

For more details visit your local Ford Dealer or visit [ford.com.au/myfordcps](http://ford.com.au/myfordcps) for full terms and conditions.

#### 12 months/15,000km service intervals.

Under normal driving conditions service intervals are 12 months or 15,000km, whichever occurs first.

#### 3 year/100,000km new car warranty.\*

For three years or 100,000km, whichever comes first, your Ford is covered against any defects in factory materials or workmanship. This also applies to Genuine Ford Accessories you may have had fitted before you took delivery.

#### 5 year warranty against perforation corrosion.\*

It's reassuring to know that the original body of your gleaming new Ford is guaranteed against perforation corrosion for the first five years of its life. If perforation corrosion occurs, we'll fix it for free.

#### myFord Warranties & Insurance.

When you first turn the key of your brand new Ford Ranger you want to do so without a care in the world. Our range of myFord products gives you that extra peace of mind. For more information about myFord Warranties and Insurance, visit your participating Ford Dealer for further details on the plans that best suit your needs. Terms, conditions and eligibility criteria apply.

#### Want to contact us?

For answers to your questions, or help with any concern, contact our Customer Relationship Centre on 13 FORD (13 3673).

#### Running a fleet?

Our Ford Business Centre is available to assist fleet customers with information on Ford products and services. Call 1300 13 13 30.

#### Visit us on the web.

If you want more information on Ford or our entire product range, visit us at [ford.com.au](http://ford.com.au).

### Click to Request



Quote



Hot Deals



Test Drive

\*Conditions and exclusions apply. See your authorised Ford Dealer for details.

This brochure details specifications and features of the All-New Ranger available from October 2011, with the exception of the All-New Ranger Super Cab, available from November 2011, the All-New Ranger Single Cab available from December 2011 and the All-New Ranger Wildtrak available from April 2012. Please consult your Ford Dealer for the latest specifications and availability information. This brochure is designed to provide you with a general introduction to the Ford Products (including available optional equipment) referred to, and should be read in conjunction with the latest specification sheet. Because of changes in conditions and circumstances, Ford\* reserves the right, subject to all applicable laws, at any time, at its discretion and without notice, to discontinue or change the features, designs, materials, colours and other specifications and the prices of its products, and to either permanently or temporarily withdraw any such products from the market without incurring any liability to any prospective purchaser or purchasers. The latest specification sheet should be referred to for information on the availability, ordering and use of optional equipment. Always consult an authorised Ford Dealer for the latest information with respect to features, specifications, prices, optional equipment and availability before deciding to place an order.

\*FORD MOTOR COMPANY OF AUSTRALIA LIMITED. (A.B.N. 30 004 116 223) Registered Office: 1735 Sydney Road, Campbellfield, Victoria 3061, Australia. Printed October 2011. FRANG0021. PX Ranger Brochure. FRD01425.



Feel the difference

[ford.com.au](http://ford.com.au)