

# SPICER®




## Light Vehicle Axle General Information

XGI

July 2016

Supersedes XGI

Dated August 2014



Now also including: The Ultimate Dana 60™, The Ultimate Dana 44™, Chromoly Axle Shafts, Performance Diff Cover Gaskets, Spools, All-Makes Ring and Pinions, All-Makes Axle Shafts, and more.



Product pictured is intended to be a representation of product category.

**YOUR ONLY OPTION FOR 100%  
GENUINE DANA PERFORMANCE.**

Genuine Spicer Life Series® (SPL®) 1350 axle shaft u-joints

Genuine Spicer® gearing inside

Genuine Spicer® nodular iron performance diff cover

Genuine Spicer® nickel chromoly steel axle shafts

1/4" steel brackets

Contains selectable electronic locking differential

Genuine Spicer® performance gasket

5/16" thick axle tubes



THE  
**ULTIMATE**

FOR THE JEEP® WRANGLER® JK



**SERIOUS FRONT AXLES  
for the JEEP® WRANGLER® JK**



Jeep Wrangler JK owners have spoken. Dana listened. The Ultimate Dana 44™ front axle features Dana's genuine Spicer® component upgrades that off-road enthusiasts demand—it's a direct bolt-in solution that provides added strength and durability everywhere. To find a dealer near you, visit [SpicerParts.com/WhereToBuy](http://SpicerParts.com/WhereToBuy), and for more information on the Ultimate Dana 44™ front axle, visit [www.SpicerParts.com/Ultimate-44](http://www.SpicerParts.com/Ultimate-44).



[www.SpicerParts.com/Ultimate-44](http://www.SpicerParts.com/Ultimate-44)



©Dana Limited, 2016. All rights reserved. Dana Limited, Spicer® is a registered trademark of Dana Limited. Spicer Inside™ and Dana 44™ are trademarks of Dana Limited. Jeep® and Wrangler® are registered trademarks of FCA US LLC.

ADUD44-2-582016



**DANA BACKED COVERAGE.  
FIND IT HERE.**



For more information on our genuine Dana axle products, including year/make/model lookup, visit [www.SpicerParts.com/Literature](http://www.SpicerParts.com/Literature) and download the Axle Model Guide and the Performance Brochure.

[www.SpicerParts.com/Literature](http://www.SpicerParts.com/Literature)



©Dana Limited, 2016. All rights reserved. Dana Limited. Spicer® is a registered trademark of Dana Limited.

XXXXXX-42016



**WARNING** - Failure to follow these instructions could affect vehicle performance and/or safety and result in personal injury or death.

- Do not convert or alter Spicer axles except in accordance with vehicle manufacturer's instructions.

Spicer axles are designed to meet OEM vehicle manufacturer's design and performance specifications. Improper conversion or alteration of these axles can damage the axles and/or other vehicle systems. Contact the OEM manufacturer for specific directions and guidelines.

- Do not change axle gear ratios on vehicles with anti-lock braking systems except in accordance with the vehicle manufacturer's instructions.

Vehicles with anti-lock braking systems may utilize sensors and tone rings within the axle housings to ensure the functioning of the anti-lock brakes. Improperly changing the axle ratios may defeat the anti-lock braking system. If changing axle ratios will require changing the location of the tone ring on the ring gear flange relative to the location of the sensor in the axle housing, contact the OEM manufacturer for specific directions and guidelines.

- Do not reuse or substitute ring gear bolts.

If you reuse a ring gear bolt or substitute an inferior quality bolt, the bolt may loosen or back out of its threaded hole, causing severe damage to the axle gears and other components and possibly resulting in a sudden "locking up" of the axle and loss of control of the vehicle. Always use new bolts specifically recommended for the application and install bolts using proper tools and torquing to the proper specifications.



**CAUTION** - Do not substitute parts not of Spicer quality.

Spicer axles are designed for each model vehicle, and manufactured and tested for safety and best performance. Replacement parts from other manufacturers may not be made to Spicer's rigid quality standards. To be sure you're getting Spicer quality, always use genuine Spicer parts.



This symbol warns of possible personal injury.

How to Use This Catalog .....	ii		
General Information .....	iii		
Bearing and Overhaul Kit Applications .....	1-17	Differential Case Assembly Kits (Continued)	
Bill of Material Numerical Listing .....	18-58	Dana 44™/216 IFS .....	96
Ring Gear and Pinion Sets		Dana Super 44™/226 .....	97
Listed by Ring Gear Number .....	59-69	Dana 50™/229 .....	97
Listed by Pinion Number .....	70-80	Dana 60™/248 .....	97-98
Ring Gear and Pinion Kits		Dana Super 60™/256 .....	98
Dana 205™ .....	81	Dana 60™/248 & 61 .....	98
Dana 28™/175 IFS .....	81	Dana 61™ .....	98
Dana 30™/181 .....	81-82	Dana 70™ 2U .....	98-99
Dana Super 30™/186 .....	82-83	Dana 70™ 2UA .....	99
Dana 35™/194 .....	83	Dana 70™/267 .....	99-100
Dana 35™/194 IFS .....	83	Dana Super 70™/273 .....	100
Dana Super 35™/198 .....	84	Dana 80™/286 .....	100-101
Dana 36™/200 ICA .....	84	Dana 61™/248 General Information Chart .....	102
Dana 44™/216 .....	84-85	SVL® Differential Cases .....	103
Dana 44™/216 F-CAR .....	85	Chromoly Axle Shafts .....	104-106
Dana 44™/216 ICA .....	85	IFS Axle Shafts .....	107
Dana 44™/216 IFS .....	85	Ford IFS Axle Shafts .....	108
Dana Super 44™/226 .....	85-86	Dual Splined Axle Shafts .....	109
Dana 50™/229 .....	86	Intermediate Shafts .....	110
Dana 50™/229 IFS .....	86	Yoke Shafts for Independent Rear Suspension	
Dana 60™/248 .....	86-88	Corvette & Viper .....	111
Dana Super 60™/256 .....	88	Front Axle Shafts	
Dana 61™/248 .....	88	Dimensions & Components .....	113-129
Dana 70™/267 .....	88-91	Rear Axle Shafts Dimensions & Components	
Dana 70™ B & HD		Listed by Length	
(No longer in production) .....	91	Semi Float .....	130-134
Dana Super 70™/273 .....	91	Full Float .....	135-137
Dana 80™/286 .....	91-92	Listed by Part Number	
Differential Case Assembly Kits		Semi Float .....	138-142
Dana 205™ .....	94	Full Float .....	143-146
Dana 28™/174 IFS .....	94	Differential Covers .....	147-150
Dana 30™/181 .....	94	SVL® Rear Axle Shaft Coverage .....	151-153
Dana Super 30™/186 .....	94-95	SVL® Ring and Pinion Coverage .....	155-159
Dana 35™/194 .....	95		
Dana Super 35™/198 .....	95		
Dana 36™/200 ICA .....	95		
Dana 44™/216 .....	96		
Dana 44™/216 ICA .....	96		

This catalog contains several tables and listings that will help you when you need to identify an axle bill of material number, change a gear ratio or determine the dimensions and part numbers of an axle shaft assembly.

• **Bill of Material Listing**

All Spicer axle bills of material are listed in numerical order giving the manufacturer, model and application for each one. Refer to the appropriate parts catalog listed for your bills of material number.

The parts catalog contains exploded views, parts listings, bill of material tables, and variable parts tables for each series. Listed below are the catalog numbers for each manufacturer's parts catalog:

Ford	X510-2
GMC / Chevrolet	X510-3
Chrysler / Dodge	X510-5
Jeep / Eagle 1999-Current	X510-6
Miscellaneous models 1979-1984	X510-7
All manufacturers prior to 1978	X510-8
All manufacturers 1985-1998 1/2	X510-9
Nissan	X510-10

• **Ring and Pinion Kits**

This table lists all ratios that are available for each model axle. Also included for each ring gear and pinion kit is the tooth count, the pinion number, the gear number and the gear set and pinion nut number. Refer to the General Information section for instructions on how to change gear ratios.

• **Ring and Pinion Sets**

- Numerical listing by ring gear number
- Numerical listing by pinion number

If you do not know the ring and pinion kit number, but can determine either the ring gear number or the pinion number, these listings will help you determine the correct kit number.

• **Differential Case Assembly Kits**

This table lists all the case assembly kits available for each model axle along with the component parts and the ratios each kit can be used with.

• **Axle Shaft Dimensions and Components**

The front axle shaft listing is presented in numerical order by complete assembly number and contains the component parts and dimensions for both outer and inner shaft ends and overall length.

Rear axle shafts are presented in two ways. One chart lists the axles in order by length, showing part numbers and pertinent dimensional information. A second chart lists the axles in numerical order by part number, and also shows the pertinent dimensional information.

# General Information

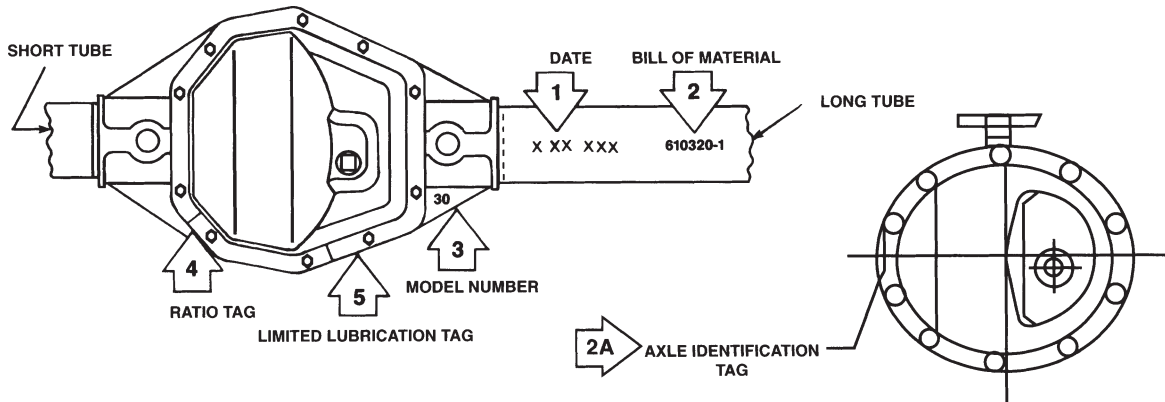
## How To Identify A Spicer Axle

All Spicer Carrier Type axles are identified with a manufacturing date (1) and Bill of Material number (2) stamped on the right or left hand tube on driving axles. The Bill of Material number may also be found on the carrier in some models as shown in illustration (2A). For independent front suspension (IFS) axles, the B/M number may be located at one of three locations: 1) A vertically positioned tag near the center of the right hand side support arm, 2) stamped into the left hand side support arm (opposite end of the camber adjuster), or 3) stamped into the "nose end" of the axle carrier. The location of the information will depend on the manufacturing date of the axle.

The axle model number will be cast into one of the webs as shown (3), or it can be on the nose.

Each axle contains a gear ratio tag (4), and if the axle is equipped with a limited slip differential, it will have a tag specifying the type of limited slip lubricant to be used (5).

Refer to the appropriate model number section for parts identification and a breakdown of the Bill of Material.



## How To Change Gear Ratios

To increase or decrease a gear ratio, there are certain steps that must be taken. The differential case depends upon the ratio desired. For each axle model, there is a high-ratio and a low-ratio case as illustrated below:

Dana Axle Model Case	Low Ratio Case	High Ratio Case	Dana Axle Model Case	Low Ratio Case	High Ratio
Dana 27™	3.73 and Down	3.92 and Up	Super 44™/226	None	3.07 and Up
Dana 28™/174	3.45 and Down	3.73 and Up	Dana 50™/229	4.30 and Down	—
Dana 28™/174 IFS Aerostar	3.27, 3.73	—	Dana 60™/248	4.10 and Down	4.56 and Up
Dana 30™/181	3.55 and Down	3.73 and Up	Super 60™/256	4.30 and Down	4.56 and Up
Super 30™/186	3.55 and Down	3.73 and Up	Dana 61™ Semi Float	3.00 and 3.07 only	—
Dana 35™/194	2.35 only	—	Dana 61™ Full Float	3.31 and Down	3.54 and Up
Dana 35™/194	3.31 - 3.73	3.54 and Up	Dana 70™/267	4.10 and Down	4.56 and Up
Super 35™/198	2.73 - 3.31	3.54 and Up	Dana 70™ 3HD	3.42 and Down	3.73 and Up
Dana 36™/200 ICA	2.73 and Down	3.07 and Up	Dana 70™ 2UA	3.07 only	—
Dana 44™/216	3.73 and Down	3.92 and Up	Super 70™/273	None	4.10 and Up
Dana 44™/216 ICA 1984 & earlier	3.73 and Down	3.92 and Up	Dana 80™/286	3.73 and Down	4.10 and Up
Dana 44™/216 ICA 1985 & later	2.87 and Down	3.07 and Up			

**Example** - If you have a Dana 44™ rear axle with a 3.54 ratio and wish to change to a 3.73 ratio, you change only the ring gear and pinion assembly. If you change the ratio to a 4.09, you must change to a high-ratio case in addition to changing the ring gear and pinion. The application section will show you what case to use. When the vehicle is equipped with both front and rear driving axles, the gear ratios must be the same in both axles. **The drive gear screws are self-locking and must be replaced with new screws each time that they are removed.**



## How Limited Slip Differentials Operate

A conventional differential transmits all the ring gear torque through the differential gears to the axle shafts. Torque is at all times equal on the axle shafts, and if one wheel slips, the other wheel can only put out as much torque as the slipping wheel.

The Spicer Limited Slip differential has the same power flow as a conventional differential, plus a more direct flow which automatically takes effect as driving conditions demand. This more direct power flow is from the differential case to each axle shaft through a clutch plate and disc arrangement.

Arrangement of these plates and discs is at the option of the vehicle manufacturer, so care should be taken during disassembly to note the arrangement of these components.

The Limited Slip construction permits differential action when required for turning corners and transmits equal torque to both wheels when driving straight ahead. However, when one wheel tries to spin due to leaving the ground, a patch of ice, etc., the clutch packs automatically provide more torque to the wheel which is not trying to spin.

The Limited Slip differential resists wheel spin on bumpy roads and provides more pulling power when one wheel tries to slip. In many cases of differences in traction, pulling power will be automatically provided until both wheels start to slip.

In diagnosis of vehicle operators' complaints, it is important to recognize two things.


1. If, with unequal traction, both wheels slip, the Limited Slip Differential has done all it can possibly do.
2. In extreme cases of differences in traction, the wheel with the least traction may spin after the Limited Slip has transferred as much torque as possible to the non-slipping wheel.

## How To Distinguish a Powr-Lok™ from a Trac-Lok™


All Models **except Dana 80™ /286**: The Powr-Lok design is identified by its 2-piece case. The Trac-Lok design is identified by its 1-piece case.

**Dana 80™ /286 only**: Both the Powr-Lok and the Trac-Lok use 2-piece cases in the Dana 80™ /286 axle. The difference between the two is in the shape of the holes for the cross shaft. The Powr-Lok case will have cross shaft holes that are "U" shaped in one case half and "V" shaped in the other case half. The Trac-Lok case will have cross shaft holes that are semicircles in both case halves.

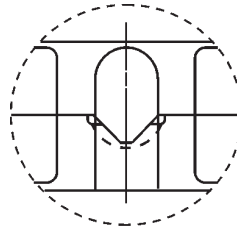
It is also possible to replace an existing Powr-Lok unit with a complete Trac-Lok unit. For this purpose, the differential case assembly must be replaced.



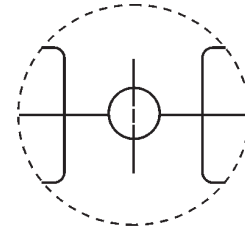
**POWR-LOK™**  
 2-Piece Case  
 4-Pinion Mate Gears



**TRAC-LOK™**  
 1-Piece Case  
 2-Pinion Mate Gears



Cross shaft view  
 of a Model 80  
 Power Lok case



Cross shaft view  
 of a Model 80  
 Trak Lok case

## How To Obtain Special Service Tools

Special service tools (see service manuals) can be obtained from the following company:

Kent-Moore  
 OE Tool and Equipment Group  
 SPX Corporation  
 28635 Mound Road  
 Warren MI 48092-3499  
 (800) 345-2233



# BEARING AND OVERHAUL KIT APPLICATIONS

Axle Model	Make	Application	Year	Ring Gear Diameter	Description	Axle Bearing Rebuild Kit	Master Overhaul Kit
30/181	Jeep	Cherokee (XJ)	1984-1999	181mm	Front	10043617	10043618
30/181	Jeep	Cherokee (XJ)	1990-2000	181mm	Front	2017361	2017371
30/181	Jeep	Cherokee (XJ)	2001	181mm	Front	2017369	2017380
30/181	Jeep	Cherokee (XJ)	2000	181mm	Front W/ABS	2017365	2017383
30/181	Jeep	Cherokee (XJ)	2000	181mm	Front W/High Pinion	10043617	10043618
30/181	Jeep	Cherokee (XJ)	2000-2001	181mm	Front W/Low Pinion	10043619	10043620
30/181	Jeep	Comanche	1986-1992	181mm	Front	10043617	10043618
30/181	Jeep	CJ5	1971-1983	181mm	Front	10043617	10043618
30/181	Jeep	CJ7	1976-1986	181mm	Front	10043617	10043618
30/181	Jeep	Grand Cherokee (ZJ)	1992-1994	181mm	Front W/ABS	2017365	2017382
30/181	Jeep	Grand Cherokee (ZJ)	1997-1998	181mm	Front	10043619	10043620
30/181	Jeep	Scrambler (CJ8)	1971-1973	181mm	Front	10043617	10043618
30/181	Jeep	Wagoneer (SJ)	1971-1973	181mm	Front	10043617	10043618
30/181	Jeep	Wrangler (TJ)	1997-2001	181mm	Front	2017365	2017383
30/181	Jeep	Wrangler (TJ)	1984-1989	181mm	Front	10043617	10043618
30/181	Jeep	Wrangler (TJ)	1997-2006	181mm	Front	10043619	10043620
30/181	Jeep	Wrangler (YJ)	1990-1996	181mm	Front	2017361	2017371
30/181	Jeep	Wrangler (YJ)	1987-1995	181mm	Front	10043617	10043618
30/181	Jeep	Jeepster	1971-1973	181mm	Front	10043617	10043618
AMC 20	AMC	AMX	1970	8.875"	Rear	10038939	10038940
AMC 20	AMC	Concord	1978-1979	8.875"	Rear	10038939	10038940
AMC 20	AMC	Gremlin V8	1972-1976	8.875"	Rear	10038939	10038940
AMC 20	AMC	Hornet V8	1970-1975	8.875"	Rear	10038939	10038940
AMC 20	AMC	Javelin	1970	8.875"	Rear	10038939	10038940
AMC 20	AMC	Rambler	1969	8.875"	Rear	10038939	10038940
AMC 20	AMC	Rebel	1967-1970	8.875"	Rear	10038939	10038940
AMC 20	AMC	Spirit V8	1979	8.875"	Rear	10038939	10038940
AMC 20	Jeep	CJ5/ CJ7	1976-1983	8.875"	Rear	10038939	10038940
AMC 20	Jeep	Cherokee SJ	1980-1983	8.875"	Rear	10038939	10038940
AMC 20	Jeep	Grand Wagoneer	1984-1986	8.875"	Rear	10038939	10038940
AMC 20	Jeep	J10	1980-1986	8.875"	Rear	10038939	10038940
AMC 20	Jeep	Scrambler CJ8	1981-1985	8.875"	Rear	10038939	10038940
AMC 20	Jeep	Wagoneer SJ	1980-1983	8.875"	Rear	10038939	10038940
Chrysler 7.25"	Chrysler	Cordoba	1980-1983	7.25"	Rear	10024019	10024020
Chrysler 7.25"	Chrysler	Fifth Avenue	1983-1989	7.25"	Rear	10024019	10024020
Chrysler 7.25"	Chrysler	LeBaron	1977-1981	7.25"	Rear	10024019	10024020
Chrysler 7.25"	Chrysler	New Yorker	1982-1983	7.25"	Rear	10024019	10024020
Chrysler 7.25"	Dodge	Aspen	1976-1979	7.25"	Rear	10024019	10024020
Chrysler 7.25"	Dodge	Challenger	1970-1971	7.25"	Rear	10024019	10024020
Chrysler 7.25"	Dodge	Charger	1968-1971	7.25"	Rear	10024019	10024020
Chrysler 7.25"	Dodge	Coronet	1966-1971	7.25"	Rear	10024019	10024020
Chrysler 7.25"	Dodge	Dakota	1987-1996	7.25"	Rear	10024019	10024020
Chrysler 7.25"	Dodge	Dart	1963-1972	7.25"	Rear	10024019	10024020
Chrysler 7.25"	Dodge	Diplomat	1977-1989	7.25"	Rear	10024019	10024020
Chrysler 7.25"	Dodge	Mirada	1980-1983	7.25"	Rear	10024019	10024020
Chrysler 7.25"	Dodge	St. Regis	1979-1981	7.25"	Rear	10024019	10024020
Chrysler 7.25"	Plymouth	Barracuda	1964-1971	7.25"	Rear	10024019	10024020
Chrysler 7.25"	Plymouth	Belvedere	1966-1970	7.25"	Rear	10024019	10024020

# BEARING AND OVERHAUL KIT APPLICATIONS

Axle Model	Make	Application	Year	Ring Gear Diameter	Description	Axle Bearing Rebuild Kit	Master Overhaul Kit
Chrysler 7.25"	Plymouth	Gran Fury	1982-1989	7.25"	Rear	10024019	10024020
Chrysler 7.25"	Plymouth	Satellite	1966-1971	7.25"	Rear	10024019	10024020
Chrysler 7.25"	Plymouth	Valiant	1960-1976	7.25"	Rear	10024019	10024020
Chrysler 7.25"	Plymouth	Volare	1976-1980	7.25"	Rear	10024019	10024020
Chrysler 8.25"	Chrysler	Cordoba	1975-1983	8.25"/8.375"	Rear	10024021	10024022
Chrysler 8.25"	Chrysler	Fifth Avenue	1983-1989	8.25"/8.375"	Rear	10024021	10024022
Chrysler 8.25"	Chrysler	Imperial	1971-1975	8.25"/8.375"	Rear	10024021	10024022
Chrysler 8.25"	Chrysler	Imperial	1981-1983	8.25"/8.375"	Rear	10024021	10024022
Chrysler 8.25"	Chrysler	LeBaron	1977-1981	8.25"/8.375"	Rear	10024021	10024022
Chrysler 8.25"	Chrysler	New Yorker	1972-1983	8.25"/8.375"	Rear	10024021	10024022
Chrysler 8.25"	Chrysler	Newport	1972-1981	8.25"/8.375"	Rear	10024021	10024022
Chrysler 8.25"	Chrysler	Town & Country	1978-1981	8.25"/8.375"	Rear	10024021	10024022
Chrysler 8.25"	Dodge	Aspen	1980-1919	8.25"/8.375"	Rear	10024021	10024022
Chrysler 8.25"	Dodge	Charger	1969-1978	8.25"/8.375"	Rear	10024021	10024022
Chrysler 8.25"	Dodge	Coronet	1969-1977	8.25"/8.375"	Rear	10024021	10024022
Chrysler 8.25"	Dodge	Dakota	1987-1999	8.25"	Rear	10024021	10024022
Chrysler 8.25"	Dodge	Dart	1972-1976	8.25"/8.375"	Rear	10024021	10024022
Chrysler 8.25"	Dodge	Diplomat	1977-1989	8.25"/8.375"	Rear	10024021	10024022
Chrysler 8.25"	Dodge	Durango	1998-1999	8.25"	Rear	10024021	10024022
Chrysler 8.25"	Dodge	Magnum	1978-1979	8.25"/8.375"	Rear	10024021	10024022
Chrysler 8.25"	Dodge	Mirada	1980-1983	8.25"/8.375"	Rear	10024021	10024022
Chrysler 8.25"	Dodge	Monaco	1971-1978	8.25"/8.375"	Rear	10024021	10024022
Chrysler 8.25"	Dodge	Polara	1971-1973	8.25"/8.375"	Rear	10024021	10024022
Chrysler 8.25"	Dodge	St. Regis	1979-1981	8.25"/8.375"	Rear	10024021	10024022
Chrysler 8.25"	Jeep	Cherokee XJ	1991-1996	8.25"	Rear	10024021	10024022
Chrysler 8.25"	Plymouth	Barracuda	1970-1974	8.25"/8.375"	Rear	10024021	10024022
Chrysler 8.25"	Plymouth	Belvedere	1969-1970	8.25"/8.375"	Rear	10024021	10024022
Chrysler 8.25"	Plymouth	Duster	1973-1976	8.25"/8.375"	Rear	10024021	10024022
Chrysler 8.25"	Plymouth	Fury	1970-1978	8.25"/8.375"	Rear	10024021	10024022
Chrysler 8.25"	Plymouth	Gran Fury	1975-1989	8.25"/8.375"	Rear	10024021	10024022
Chrysler 8.25"	Plymouth	Road Runner	1973-1975	8.25"/8.375"	Rear	10024021	10024022
Chrysler 8.25"	Plymouth	Satellite	1969-1974	8.25"/8.375"	Rear	10024021	10024022
Chrysler 8.25"	Plymouth	Valiant	1973-1976	8.25"/8.375"	Rear	10024021	10024022
Chrysler 8.25"	Plymouth	Volare	1976-1980	8.25"/8.375"	Rear	10024021	10024022
Chrysler 8.25"	Dodge	Truck 1/2 Ton	1969-1999	8.25"	Rear	10024021	10024022
Chrysler 8.25"	Dodge	Van 1/2 Ton	1971-1999	8.25"	Rear	10024021	10024022
Chrysler 8.25"	Dodge	Van 3/4 Ton	1990-1999	8.25"	Rear	10024021	10024022
Chrysler 8.75"	Chrysler	300	1957-1968	8.75"	Rear Differential w/1.75" Pinion Shaft O.D	10024014	10024015
Chrysler 8.75"	Chrysler	300	1969-1971	8.75"	Rear Differential w/1.875" Pinion Shaft O.D	10024016	10024017
Chrysler 8.75"	Chrysler	Imperial	1957-1968	8.75"	Rear Differential w/1.75" Pinion Shaft O.D	10024014	10024015
Chrysler 8.75"	Chrysler	Imperial	1969-1974	8.75"	Rear Differential w/1.875" Pinion Shaft O.D	10024016	10024017
Chrysler 8.75"	Chrysler	New Yorker	1957-1968	8.75"	Rear Differential w/1.75" Pinion Shaft O.D	10024014	10024015
Chrysler 8.75"	Chrysler	New Yorker	1969-1974	8.75"	Rear Differential w/1.875" Pinion Shaft O.D	10024016	10024017
Chrysler 8.75"	Chrysler	Newport	1957-1968	8.75"	Rear Differential w/1.75" Pinion Shaft O.D	10024014	10024015

# BEARING AND OVERHAUL KIT APPLICATIONS

Axle Model	Make	Application	Year	Ring Gear Diameter	Description	Axle Bearing Rebuild Kit	Master Overhaul Kit
Chrysler 8.75"	Chrysler	Newport	1969-1974	8.75"	Rear Differential w/1.875" Pinion Shaft O.D	10024016	10024017
Chrysler 8.75"	Chrysler	Town & Country	1957-1968	8.75"	Rear Differential w/1.75" Pinion Shaft O.D	10024014	10024015
Chrysler 8.75"	Chrysler	Town & Country	1969-1977	8.75"	Rear Differential w/1.875" Pinion Shaft O.D	10024016	10024017
Chrysler 8.75"	Dodge	Challenger	1970-1974	8.75"	Rear Differential w/1.875" Pinion Shaft O.D	10024016	10024017
Chrysler 8.75"	Dodge	Charger	1966-1968	8.75"	Rear Differential w/1.75" Pinion Shaft O.D	10024014	10024015
Chrysler 8.75"	Dodge	Charger	1969-1974	8.75"	Rear Differential w/1.875" Pinion Shaft O.D	10024016	10024017
Chrysler 8.75"	Dodge	Coronet	1965-1968	8.75"	Rear Differential w/1.75" Pinion Shaft O.D	10024014	10024015
Chrysler 8.75"	Dodge	Coronet	1969-1974	8.75"	Rear Differential w/1.875" Pinion Shaft O.D	10024016	10024017
Chrysler 8.75"	Dodge	Dart	1966-1968	8.75"	Rear Differential w/1.75" Pinion Shaft O.D	10024014	10024015
Chrysler 8.75"	Dodge	Dart	1969-1972	8.75"	Rear Differential w/1.875" Pinion Shaft O.D	10024016	10024017
Chrysler 8.75"	Dodge	Monaco	1965-1968	8.75"	Rear Differential w/1.75" Pinion Shaft O.D	10024014	10024015
Chrysler 8.75"	Dodge	Monaco	1969-1973	8.75"	Rear Differential w/1.875" Pinion Shaft O.D	10024016	10024017
Chrysler 8.75"	Dodge	Polara	1963-1968	8.75"	Rear Differential w/1.75" Pinion Shaft O.D	10024014	10024015
Chrysler 8.75"	Dodge	Polara	1969-1973	8.75"	Rear Differential w/1.875" Pinion Shaft O.D	10024016	10024017
Chrysler 8.75"	Plymouth	Barracuda	1964-1968	8.75"	Rear Differential w/1.75" Pinion Shaft O.D	10024014	10024015
Chrysler 8.75"	Plymouth	Barracuda	1969-1974	8.75"	Rear Differential w/1.875" Pinion Shaft O.D	10024016	10024017
Chrysler 8.75"	Plymouth	Belvedere	1957-1965	8.75"	Rear Differential w/1.75" Pinion Shaft O.D	10024014	10024015
Chrysler 8.75"	Plymouth	Belvedere	1967-1968	8.75"	Rear Differential w/1.75" Pinion Shaft O.D	10024014	10024015
Chrysler 8.75"	Plymouth	Belvedere	1969-1970	8.75"	Rear Differential w/1.875" Pinion Shaft O.D	10024016	10024017
Chrysler 8.75"	Plymouth	Duster	1970-1974	8.75"	Rear Differential w/1.875" Pinion Shaft O.D	10024016	10024017
Chrysler 8.75"	Plymouth	Fury	1957-1968	8.75"	Rear Differential w/1.75" Pinion Shaft O.D	10024014	10024015
Chrysler 8.75"	Plymouth	Fury	1969-1973	8.75"	Rear Differential w/1.875" Pinion Shaft O.D	10024016	10024017
Chrysler 8.75"	Plymouth	GTX	1967-1968	8.75"	Rear Differential w/1.75" Pinion Shaft O.D	10024014	10024015
Chrysler 8.75"	Plymouth	GTX	1969-1971	8.75"	Rear Differential w/1.875" Pinion Shaft O.D	10024016	10024017
Chrysler 8.75"	Plymouth	Road Runner	1968-1919	8.75"	Rear Differential w/1.75" Pinion Shaft O.D	10024014	10024015
Chrysler 8.75"	Plymouth	Road Runner	1969-1974	8.75"	Rear Differential w/1.875" Pinion Shaft O.D	10024016	10024017
Chrysler 8.75"	Plymouth	Satellite	1968-1919	8.75"	Rear Differential w/1.75" Pinion Shaft O.D	10024014	10024015
Chrysler 8.75"	Plymouth	Satellite	1969-1974	8.75"	Rear Differential w/1.875" Pinion Shaft O.D	10024016	10024017
Chrysler 8.75"	Plymouth	Valiant	1960-1968	8.75"	Rear Differential w/1.75" Pinion Shaft O.D	10024014	10024015
Chrysler 8.75"	Plymouth	Valiant	1969-1972	8.75"	Rear Differential w/1.875" Pinion Shaft O.D	10024016	10024017



# BEARING AND OVERHAUL KIT APPLICATIONS

Axle Model	Make	Application	Year	Ring Gear Diameter	Description	Axle Bearing Rebuild Kit	Master Overhaul Kit
Chrysler 8.75"	Dodge	Truck 1/2 Ton	1960-1968	8.75"	Rear Differential w/1.75" Pinion Shaft O.D	10024014	10024015
Chrysler 8.75"	Dodge	Truck 1/2 Ton	1968-1974	8.75"	Rear Differential w/1.875" Pinion Shaft O.D	10024016	10024017
Chrysler 8.75"	Dodge	Truck 3/4 Ton	1965-1968	8.75"	Rear Differential w/1.75" Pinion Shaft O.D	10024014	10024015
Chrysler 8.75"	Dodge	Truck 3/4 Ton	1969-1974	8.75"	Rear Differential w/1.875" Pinion Shaft O.D	10024016	10024017
Chrysler 8.75"	Dodge	Van 1/2 Ton	1964-1974	8.75"	Rear Differential w/1.875" Pinion Shaft O.D	10024016	10024017
Chrysler 8.75"	Dodge	Van 3/4 Ton	1971-1974	8.75"	Rear Differential w/1.875" Pinion Shaft O.D	10024016	10024017
Chrysler 9.25"	Dodge	Truck 1 Ton	2000-1974	9.25"	Rear	10024023	10024024
Chrysler 9.25"	Dodge	Truck 1 Ton	2001-2010	9.25"	9.25"-Light Duty Axle w/ 5 Lugs	10038937	10038938
Chrysler 9.25"	Dodge	Truck 1 Ton	2001-2010	9.25"	9.25"-Heavy Duty Axle w/ 8 Lugs	10038937	10038938
Chrysler 9.25"	Chrysler	Cordoba	1975-1979	9.25"	Rear	10024023	10024024
Chrysler 9.25"	Chrysler	Imperial	1974-1975	9.25"	Rear	10024023	10024024
Chrysler 9.25"	Chrysler	New Yorker	1972-1981	9.25"	Rear	10024023	10024024
Chrysler 9.25"	Chrysler	Newport	1975-1981	9.25"	Rear	10024023	10024024
Chrysler 9.25"	Dodge	Charger	1974-1978	9.25"	Rear	10024023	10024024
Chrysler 9.25"	Dodge	Coronet	1973-1976	9.25"	Rear	10024023	10024024
Chrysler 9.25"	Dodge	Dakota	2000-1998	9.25"	Rear	10024023	10024024
Chrysler 9.25"	Dodge	Durango	2000-1998	9.25"	Rear	10024023	10024024
Chrysler 9.25"	Dodge	Magnum	1978-1979	9.25"	Rear	10024023	10024024
Chrysler 9.25"	Dodge	Monaco	1967-1968	9.25"	Rear	10024023	10024024
Chrysler 9.25"	Dodge	Monaco	1974-1978	9.25"	Rear	10024023	10024024
Chrysler 9.25"	Dodge	Polara	1967-1968	9.25"	Rear	10024023	10024024
Chrysler 9.25"	Dodge	Ram Charger	1974-1993	9.25"	Rear	10024023	10024024
Chrysler 9.25"	Dodge	St. Regis	1979-1981	9.25"	Rear	10024023	10024024
Chrysler 9.25"	Plymouth	Fury	1974-1978	9.25"	Rear	10024023	10024024
Chrysler 9.25"	Plymouth	Gran Fury	1975-1981	9.25"	Rear	10024023	10024024
Chrysler 9.25"	Plymouth	Road Runner	1974-1975	9.25"	Rear	10024023	10024024
Chrysler 9.25"	Plymouth	Satellite	1973-1974	9.25"	Rear	10024023	10024024
Chrysler 9.25"	Plymouth	Trailduster	1974-1981	9.25"	Rear	10024023	10024024
Chrysler 9.25"	Chrysler	Aspen	2007-2009	9.25"	Rear	10038937	10038938
Chrysler 9.25"	Dodge	Dakota	2001-2011	9.25"	Rear	10038937	10038938
Chrysler 9.25"	Dodge	Durango	2001-2009	9.25"	Rear	10038937	10038938
Chrysler 9.25"	Dodge	Truck 1 Ton	2003-2010	9.25"	Front	10038941	10038942
Chrysler 9.25"	Dodge	1, 3/4, 1/2 Ton Van	2000-2003	9.25"	9.25"	10038937	10038938
Chrysler 9.25"	Mitsubishi	Raider	2006-2009	9.25"	9.25"	10038937	10038938
Chrysler 9.25"	Ram	Dakota	2011	9.25"	9.25"	10038937	10038938
Chrysler 9.25"	Ram	2500/3500	2011-2014	9.25"	Front	10038962	10038963
Chrysler 9.25"	Dodge	Truck 1 Ton	2003-2010	9.25"	Front	10038962	10038963
Chrysler 9.25"	Dodge	Truck 1/2 Ton	2000-1974	9.25"	Rear Light & Heavy Duty Axle	10024023	10024024
Chrysler 9.25"	Dodge	Truck 1/2 Ton	2001-2006	9.25"	9.25"-Light Duty Axle w/ 5 Lugs	10038937	10038938
Chrysler 9.25"	Dodge	Truck 1/2 Ton	2001-2006	9.25"	9.25"-Heavy Duty Axle w/ 8 Lugs	10038937	10038938
Chrysler 9.25"	Dodge	Truck 1/2 Ton	2007-2010	9.25"	9.25" Corporate Axle w/ 5 Lugs-	10038937	10038938

# BEARING AND OVERHAUL KIT APPLICATIONS

Axle Model	Make	Application	Year	Ring Gear Diameter	Description	Axle Bearing Rebuild Kit	Master Overhaul Kit
Chrysler 9.25"	Dodge	Truck 1/2 Ton	2007-2010	9.25"	9.25" Corporate Axle w/ 8 Lugs-	10038937	10038938
Chrysler 9.25"	Dodge	Truck 3/4 Ton	2003-2010	9.25"	Front	10038962	10038963
Chrysler 9.25"	Dodge	Truck 3/4 Ton	2000-1974	9.25"	Rear	10024023	10024024
Chrysler 9.25"	Dodge	Truck 3/4 Ton	2001-2010	9.25"	9.25"-Light Duty Axle w/ 5 Lugs	10038937	10038938
Chrysler 9.25"	Dodge	Truck 3/4 Ton	2001-2010	9.25"	9.25"-Heavy Duty Axle w/ 8 Lugs	10038937	10038938
Chrysler 9.25"	Dodge	Van 1 Ton	1974-1999	9.25"	Rear	10024023	10024024
Chrysler 9.25"	Dodge	Van 1/2 Ton	1974-1999	9.25"	Rear	10024023	10024024
Chrysler 9.25"	Dodge	Van 3/4 Ton	1974-1999	9.25"	Rear	10024023	10024024
35/194	AMC	Concord	1980-1988	194mm	Rear	10043621	10043622
35/194	AMC	Eagle	1980-1988	194mm	Rear	10043621	10043622
35/194	AMC	Spirit	1980-1988	194mm	Rear	10043621	10043622
35/194	Dodge	Dakota	1997-1999	194mm	Front	10043621	10043622
35/194	Dodge	Durango	1998-1999	194mm	Front	10043621	10043622
35/194	Ford	Bronco II	1990	194mm	Front	10043621	10043622
35/194	Ford	Explorer	1991-1994	194mm	Front	10043621	10043622
35/194	Ford	Ranger	1990-1997	194mm	Front W/4.0L V-6 Engine	10043621	10043622
35/194	Jeep	Cherokee XJ	1984-1989	194mm	Rear	10043621	10043622
35/194	Jeep	Comanche	1986-1992	194mm	Rear	10043621	10043622
35/194	Jeep	Comanche (MJ)	1990-1993	194mm	Rear	2017137	2017141
35/194	Jeep	Grand Cherokee (ZJ)	1993-1998	194mm	Rear	10043621	10043622
35/194	Jeep	Grand Cherokee (ZJ)	1993-1996	194mm	Rear W/ABS	2017137	2017141
35/194	Jeep	Wagoneer (XJ)	1984-1989	194mm	Rear	10043621	10043622
35/194	Jeep	Wrangler (YJ)	1987-1993	194mm	Rear	10043621	10043622
35/194	Jeep	Wrangler (TJ)	1997-2006	194mm	Rear	10043621	10043622
35/194	Jeep	Wrangler (YJ & TJ)	1990-1996	194mm	Rear	2017137	2017141
35/194	Jeep	Wrangler (TJ)	1997-2000	194mm	Rear W/ABS	2017137	2017141
35/194	Jeep	Wrangler (TJ)	2001	194mm	Rear W/ABS (Axle BOM# 606655-1 & 60655-2)	2017137	2017145
35/194	Jeep	Wrangler (TJ)	2001	194mm	Rear W/ABS (Axle BOM# 606563-1 & 60655-6)	2017137	2017141
35/194	Jeep	Wrangler (TJ)	2002-2006	194mm	Rear W/ABS	2017137	2017145
35/194	Mazda	B3000/4000	1994-1997	194mm	Rear	10043621	10043622
35/194	Mazda	Navajo	1991-1994	194mm	Rear	10043621	10043622
44/216	Ford	Truck 1 Ton	1981-1985	216mm	Front	10043629	10043630
44/216	GM	Blazer/Jimmy Full Size	1969-1979	216mm	Front	10043629	10043630
44/216	GM	Suburban 1500/2500	1973-180	216mm	Front	10043629	10043630
44/216	Dodge	Ramcharger	1974-1993	216mm	Front	10043629	10043630
44/216	Ford	Bronco	1967-1979	216mm	Front	10043629	10043630
44/216	Ford	Bronco	1980-1996	216mm	Front	10043629	10043630
44/216	Jeep	CJ5	1967-1975	216mm	Rear	10043629	10043630
44/216	Jeep	CJ7	1986	216mm	Rear	10043629	10043630
44/216	Jeep	Cherokee SJ	1974-1983	216mm		10043629	10043630
44/216	Jeep	Cherokee XJ	1984-1985	216mm	Front	10043629	10043630
44/216	Jeep	Cherokee XJ	1987	216mm	Rear	10043629	10043630
44/216	Jeep	Comanche	1986-1992	216mm	Rear	10043629	10043630
44/216	Jeep	Grand Wagoneer	1984-1991	216mm	Front	10043629	10043630
44/216	Jeep	J10/J20	1970-1988	216mm	Front	10043629	10043630

# BEARING AND OVERHAUL KIT APPLICATIONS

Axle Model	Make	Application	Year	Ring Gear Diameter	Description	Axle Bearing Rebuild Kit	Master Overhaul Kit
44/216	Jeep	Jeepster	1967-1973	216mm	Rear	10043629	10043630
44/216	Jeep	Wagoneer SJ	1974-1983	216mm	Front	10043629	10043630
44/216	Jeep	Wagoneer XJ	1984-1985	216mm	Front	10043629	10043630
44/216	Jeep	Wagoneer XJ	1987	216mm	Rear	10043629	10043630
44/216	Jeep	Wrangler TJ	1997-2000	216mm	Rear	10043629	10043630
44/216	Jeep	Wrangler (JK)	2007-2015	216mm	Front - Elec. Lok	2017088	2017106
44/216	Jeep	Wrangler (TJ)	1998-2000	216mm	Rear TRAC LOK	2017080	2017091
44/216	Jeep	Wrangler (TJ)	2001-2003	216mm	Rear (Axle BOM# 606647-1,2, 606851-1,2, 607006-1,2, 606646, 606648, 606850, 606852, 606875)	2017084	2017096
44/216	Jeep	Wrangler (TJ)	2001-2002	216mm	Rear TRAC LOK (Axle BOM# 606565-4, 606567-3 & 606626)	2017080	2017091
44/216	Jeep	Wrangler (TJ)	2003-2006	216mm	Rear (Axle BOM# 606642, 607001, 607012, 607015-1,2,3,4, 6070016-1,2, 2003690, 205809, 2006233-1,2,3,4, 2006234-1,2)	2017084	2017100
44/216	Jeep	Wrangler (TJ)	2003-2006	216mm	Rear (Axle BOM# 606960-1,2, 606959, 606961, 607007, 607008, 2006231-1,2,3,4, 2006232-1,2,3)	2017084	2017098
44/216	Jeep	Wrangler (TJ)	2003-2006	216mm	Rear - Air Locker	2017085	2017097
44/216	Jeep	Wrangler (TJ)	2003-2006	216mm	Front W/ABS & Air Locker	2017085	2017101
44/216	Jeep	Wrangler (TJ)	2004-2006	216mm	Rear (Axle BOM# 606998, 2001543, 2003688, 2003689, 2003691, 2004422, 2004423, 2005796, 2005806, 2005807)	2017084	2017099
44/216	Jeep	Wrangler (TJ)	2005-2006	216mm	Front W/ABS (Axle BOM# 2002700 & 2005808)	2017085	2017097
44/216	Jeep	Wrangler (TJ) Rubi-con	2003-2006	216mm	Front	10043624	10043627
44/216	Jeep	Wrangler (TJ)	2001-2006	216mm	Front	10043624	10043627
44/216	Jeep	Wrangler YJ	1987-1995	216mm	Rear	10043629	10043630
44/216	Plymouth	Trailduster	1974-1981	216mm	Front	10043629	10043630
44/216	GM	Truck 1/2 Ton	1965-1972	216mm	Rear	10043629	10043630
44/216	GM	Truck 1/2 Ton	1969-198	216mm	Front	10043629	10043630
44/216	Dodge	Truck 1/2 Ton	1969-1993	216mm	Front	10043629	10043630
44/216	Ford	Truck 1/2 Ton	1967-1969	216mm	Rear	10043629	10043630
44/216	Ford	Truck 1/2 Ton	1970-1979	216mm	Rear	10043629	10043630
44/216	Ford	Truck 1/2 Ton	1967-1982	216mm	Front W/3.00" Pinion Brg.	10043629	10043630
44/216	Ford	Truck 1/2 Ton	1983-1992	216mm	Front W/3.00" Pinion Brg.	10043629	10043630
44/216	GM	Truck 3/4 Ton	1968-1980	216mm	Front	10043629	10043630
44/216	Dodge	Truck 3/4 Ton	1969-1984	216mm	Front	10043629	10043630
44/216	Ford	Truck 3/4 Ton	1967-1988	216mm	Front	10043629	10043630
50/229	Ford	Truck 1 Ton	1980-2002	229mm	Front	10043631	10043632
50/229	Ford	Excursion	2000-2005	229mm	Front	10043631	10043632
50/229	Ford	Truck 3/4 Ton	1980-2002	229mm	Front	10043631	10043632



# BEARING AND OVERHAUL KIT APPLICATIONS

Axle Model	Make	Application	Year	Ring Gear Diameter	Description	Axle Bearing Rebuild Kit	Master Overhaul Kit
60/248	Dodge	Truck 1 Ton	1960-2008	248mm	Front and Rear Application	10043633	10043634
60/248	GM	Truck 1 Ton	1973-1991	248mm	Front and Rear Application	10043633	10043634
60/248	Ford	Truck 1 Ton	1954-1998	248mm	Front and Rear Application	10043633	10043634
60/248	GM	Truck 1 Ton	1981-1991	248mm	Rear	10043633	10043634
60/248	Ford	Truck 1 Ton	1981-2016	248mm	Front and Rear Application	10043633	10043634
60/248	GM	G-Van	1990-1992	248mm	125" WB - Full Float	2017590	2017592
60/248	GM	G-Van	1990-1992	248mm	146" WB - Full Float	2017590	2017592
60/248	Ford	E-350 Van	1993-1994	248mm	Rear SRW/Full Float	2017590	2017592
60/248	GM	Savana/Express	2002	248mm	Rear	2017590	2017593
60/248	GM	Savana/Express	2008-2010	248mm	Rear	2017590	2017593
60/248	Dodge	Challenger	1970-1971	248mm	Front and Rear Application	10043633	10043634
60/248	Dodge	Charger	1966-167	248mm	Front and Rear Application	10043633	10043634
60/248	Dodge	Charger	1968	248mm	Front and Rear Application	10043633	10043634
60/248	Dodge	Coronet	1966	248mm	Front and Rear Application	10043633	10043634
60/248	Jeep	J20	1970-1988	248mm	Rear	10043633	10043634
60/248	Plymouth	Barracuda	1970-1971	248mm	Rear	10043633	10043634
60/248	Plymouth	Belvedere	1966	248mm	Rear	10043633	10043634
60/248	Plymouth	GTX	1967-1971	248mm	Rear	10043633	10043634
60/248	Plymouth	Road Runner	1968-1972	248mm	Rear	10043633	10043634
60/248	Plymouth	Satellite	1966	248mm	Rear	10043633	10043634
60/248	Ford	Van 1/2 Ton	2001-2014	248mm	Front and Rear Application	10043633	10043634
60/248	GM	Truck 3/4 Ton	1967-1972	248mm	Rear	10043633	10043634
60/248	Ford	Truck 3/4 Ton	1954-1997	248mm	Front and Rear Application	10043633	10043634
60/248	Dodge	Truck 3/4 Ton	1961-2008	248mm	Front and Rear Application	10043633	10043634
60/248	Ford	Van 3/4 Ton	1975-2014	248mm	Front and Rear Application	10043633	10043634
60/248	Dodge	Van 1 Ton	1971-2008	248mm	Front and Rear Application	10043633	10043634
70/267	GM	Truck 1 Ton	1973-1990	267mm	Rear	10043638	10043639
70/267	Dodge	Truck 1 Ton	1960-1984	267mm	Rear	10043638	10043639
70/267	Ford	Truck 1 Ton	1961-1983	267mm	Rear	10043638	10043639
70/267	GM	Truck 1 Ton	1973-1997	267mm	Rear	10043635	10043637
70/267	Ford	Truck 1 Ton	1979-1983	267mm	Rear	10043638	10043639
70/267	Ford	E-350	2002-2008	267mm	Rear DRW/Full Float	2017521	2017532
70/267	Ford	E-350	2008-2010	267mm	Rear SRW/Full Float	2017524	2017375
70/267	Ford	E-350	2009-2010	267mm	Rear DRW/Full Float	2017524	2017375
70/267	Ford	E-350 DSO	2001-2008	267mm	Rear	2017523	2017535
70/267	Ford	E-350 Chassis	2001	267mm	Rear W/ABS (DRW)	2017521	2017532
70/267	Ford	E-450 Super Duty	2001	267mm	Rear W/ABS (DRW)	2017523	2017534
70/267	Ford	E-450 Super Duty	2002	267mm	Rear W/ABS (DRW)	2017523	2017535
70/267	Ford	E-450 Super Duty	2006-2010	267mm	Rear (DRW)	2017523	2017535
70/267	Ford	E-450	2000	267mm	Rear W/ABS (DRW)	2017517	2017526

# BEARING AND OVERHAUL KIT APPLICATIONS

Axle Model	Make	Application	Year	Ring Gear Diameter	Description	Axle Bearing Rebuild Kit	Master Overhaul Kit
70/267	Ford	E-450	2002-2007	267mm	Rear (DRW)	2017523	2017535
70/267	GM	C4500-5500	2003-2009	267mm	Rear	10043635	10043637
70/267 2U	Ford	E-350 Chassis	1992-1996	267mm	Rear SRW/Wide Track	2017516	2017525
70/267 2U	Ford	E-350 Cutaway	1997	267mm	Rear SRW/Wide Track	2017516	2017528
70/267 HD	Ford	Truck 1 Ton	1972-2008	267mm	Rear	10043635	10043637
70/267 HD	Ford	Truck 1 Ton	1979-2008	267mm	Rear	10043635	10043637
70/267 HD	Ford	E-450 Super Duty	2001-2016	267mm	Rear	10043635	10043637
70/267 HD	Ford	E-350 Chassis	1998-2000	267mm	Rear W/ABS (DRW)	2017517	2017529
70/267 HD	Ford	E-350 Motor Home	1990-1997	267mm	Rear W/ABS	2017517	2017526
70/267 HD	Ford	E-350 U-Haul Chassis	1990-1994	267mm	Rear W/ABS	2017517	2017526
70/267 2U	GM	Truck 1 Ton	1984-1997	267mm	Rear	10043635	10043637
70/267 2U	Dodge	Truck 1 Ton	1984-1993	267mm	Rear	10043635	10043637
70/267 2U	Ford	Truck 1 Ton	1982-1997	267mm	Rear	10043635	10043637
70/267 2U	Ford	Truck 1 Ton	1982-1997	267mm	Rear	10043635	10043637
70/267 2U	Ford	Bakery Truck Chassis	1990-1994	267mm	Rear W/ABS	2017516	2017525
70/267 2U	Ford	E-350 Chassis	1990-1996	267mm	Rear W/ABS (DRW)	2017516	2017525
70/267 2U	Ford	E-350 Chassis	1994-1997	267mm	Rear W/ABS (DRW)	2017517	2017526
70/267 2U	Ford	E-350 Chassis	1997	267mm	Rear W/ABS (DRW)	2017516	2017528
70/267 2U	Ford	E-350 Chassis	1998	267mm	Rear DRW W/ABS	2017520	2017530
70/267 2U	Ford	E-350 Cutaway	1998-2000	267mm	Rear - DRW	2017520	2017530
70/267 2U	Ford	E-350 Cutaway	1998-2000	267mm	Rear - SRW	2017520	2017530
70/267 2U	Ford	E-350 Cutaway	2001-2005	267mm	Rear	2017521	2017532
70/267 2U	Ford	UPS Chassis	1990-1993	267mm	Rear W/ABS	2017516	2017525
70/267 2U	Dodge	Truck 3/4 Ton	1994-2008	267mm	Rear	10043635	10043637
70/267 2U	Ford	Truck 3/4 Ton	1983-1985	267mm	Rear	10043635	10043637
70/267 2U	GM	Truck 1 Ton	1984-1991	267mm	Rear	10043640	10043641
70/267 2U	Dodge	Truck 1 Ton	1984-1993	267mm	Rear	10043640	10043641
70/267 2U	Dodge	Truck 3/4 Ton	1994-2008	267mm	Rear	10043640	10043641
70/267 2U	Ford	Truck 1 Ton	1982-1997	267mm	Rear	10043640	10043641
70/267 2U	Ford	Truck 3/4 Ton	1983-1985	267mm	Rear	10043640	10043641
70/267 2U	Ford	Van 1 Ton	1982-1997	267mm	Rear	10043640	10043641
80/286	Ford	Van 1 Ton	1996-1998	11.25"	W/4.125" Pinion Bearing	10043642	10043643

# BEARING AND OVERHAUL KIT APPLICATIONS

Axle Model	Make	Application	Year	Ring Gear Diameter	Description	Axle Bearing Rebuild Kit	Master Overhaul Kit
80/286	Dodge	Truck 1 Ton	1994-2002	11.25"	Rear	10043642	10043643
80/286	Ford	Truck 1 Ton	1999-2015	11.25"	Rear	10043644	10043645
80/286	GM	Truck 1 Ton	1991-1999	11.25"	Rear	10043642	10043643
80/286	Ford	Truck 1 Ton	1998-2001	11.25"	W/4.375" Pinion Bearing	10043644	10043645
80/286	Ford	F-450 super Duty	1999-2014	11.25"	Rear	10043644	10043645
80/286	Dodge	Truck 3/4 Ton	1994-2002	11.25"	Rear	10043642	10043643
Super 35/198	Jeep	Liberty (KJ)	2002-2003	198mm	Rear W/ABS	2017140	2017144
Super 44/226	Jeep	Commander (XK)	2006	226mm	Rear	2017089	2017105
Super 44/226	Jeep	Commander (XK)	2007-2008	226mm	Rear (Axle BOM# 2007854-1 & 2010264-1)	2017089	2017105
Super 44/226	Jeep	Grand Cherokee (WJ)	1999-2000	226mm	Rear W/ABS (W/ 7/16" Ring Gear Bolts)	2017081	2017092
Super 44/226	Jeep	Grand Cherokee (WJ)	2001-2003	226mm	Rear W/ABS	2017082	2017093
Super 44/226	Jeep	Grand Cherokee (WK)	2006-2008	226mm	Rear - SRT8 (Axle BOM# 2005359-1, 2005726-1, 2007248-1, 2008453-1)	2017089	2017105
Super 44/226	Jeep	Grand Cherokee (WK)	2008	226mm	Rear - SRT8 (Axle BOM# 2009154-1, 2009572-1, 2010263-1)	2017089	2017105
Super 44/226	Jeep	Grand Cherokee (WK)	2008	226mm	Rear (Axle BOM# 2007854-1 & 2010264-1)	2017089	2017105
Super 44/226	Jeep	Wrangler (JK)	2007	226mm	Rear - Rubicon Elec. Lok	2017087	2017103
Super 44/226	Jeep	Wrangler (JK)	2007	226mm	Rear - TRAC LOK (Axle BOM# 2008491-4)	2017086	2017102
Super 44/226	Jeep	Wrangler (JK)	2007	226mm	Rear - TRAC LOK & STD. (Exc. Axle BOM# 2008491-4)	2017086	2017102
Super 44/226	Jeep	Wrangler (JK)	2007-2009	226mm	Front - Rubicon Elec. Lok	2017088	2017106
Super 44/226	Jeep	Wrangler (JK)	2008-2015	226mm	Rear - Rubicon Elec. Lok	2017087	2017110
Super 44/226	Jeep	Wrangler (JK)	2008-2015	226mm	Rear	2017086	2017109
Ford 10.25"	Ford	F-150	2003-2000	10.25"	Rear	10024033	10024034
Ford 10.25"	Ford	F-250	1985-1999	10.25"	Rear	10024033	10024034
Ford 10.25"	Ford	F-350	1985-1999	10.25"	Rear	10024033	10024034
Ford 10.5"	Ford	Truck 1 Ton	1999-2007	10.5"	Rear	10038954	10038955
Ford 10.5"	Ford	Truck 1/2 Ton	2004-2007	10.5"	Rear	10038954	10038955
Ford 10.5"	Ford	Excursion	2000-2005	10.5"	Rear	10038954	10038955
Ford 10.5"	Ford	Truck 3/4 Ton	1999-2007	10.5"	Rear	10038954	10038955
Ford 7.5"	Ford	Aerostar	1990-1997	7.50"	Rear	10024035	10024036
Ford 7.5"	Ford	Bronco II	1984-1990	7.50"	Rear	10024035	10024036
Ford 7.5"	Ford	Explorer	1991-1997	7.50"	Rear	10024035	10024036
Ford 7.5"	Ford	Fairmont	1978-1983	7.50"	Rear	10024035	10024036
Ford 7.5"	Ford	Granada	1981-1982	7.50"	Rear	10024035	10024036
Ford 7.5"	Ford	LTD	1983-1986	7.50"	Rear	10024035	10024036
Ford 7.5"	Ford	Mustang	1979-2010	7.50"	Rear	10024035	10024036
Ford 7.5"	Ford	Ranger	1983-1989	7.50"	Rear	10024035	10024036
Ford 7.5"	Ford	Ranger w/o 4.0 L	Nov-90	7.50"	Rear	10024035	10024036
Ford 7.5"	Ford	Thunderbird	1980-1997	7.50"	Rear	10024035	10024036
Ford 7.5"	Lincoln	Mark VII	1984-1987	7.50"	Rear	10024035	10024036
Ford 7.5"	Lincoln	Zephyr	1978-1983	7.50"	Rear	10024035	10024036
Ford 7.5"	Mercury	Capri	1979-1986	7.50"	Rear	10024035	10024036
Ford 7.5"	Mercury	Cougar	1980-1997	7.50"	Rear	10024035	10024036
Ford 7.5"	Mercury	Marquis	1981-1986	7.50"	Rear	10024035	10024036



# BEARING AND OVERHAUL KIT APPLICATIONS

Axle Model	Make	Application	Year	Ring Gear Diameter	Description	Axle Bearing Rebuild Kit	Master Overhaul Kit
Ford 8"	Ford	Fairlane	1962-1970	8.00"	Rear	10024025	10024026
Ford 8"	Ford	Falcon	1962-1970	8.00"	Rear	10024025	10024026
Ford 8"	Ford	Granada	1975-1980	8.00"	Rear	10024025	10024026
Ford 8"	Ford	Maverick	1971-1977	8.00"	Rear	10024025	10024026
Ford 8"	Ford	Mustang	1964-1978	8.00"	Rear	10024025	10024026
Ford 8"	Ford	Pinto	1971-1980	8.00"	Rear	10024025	10024026
Ford 8"	Ford	Torino	1971-1974	8.00"	Rear	10024025	10024026
Ford 8"	Mercury	Bobcat	1975-1980	8.00"	Rear	10024025	10024026
Ford 8"	Mercury	Comet	1964-1972	8.00"	Rear	10024025	10024026
Ford 8"	Mercury	Cougar	1967-1968	8.00"	Rear	10024025	10024026
Ford 8"	Mercury	Monarch	1975-1980	8.00"	Rear	10024025	10024026
Ford 8.8"	Ford	Truck 1/2 Ton	1983-2014	8.80"	Rear	10024027	10024028
Ford 8.8"	Ford	Aerostar	1990-1997	8.80"	Rear	10024027	10024028
Ford 8.8"	Ford	Bronco	1983-1996	8.80"	Rear	10024027	10024028
Ford 8.8"	Ford	Country Squire	1981-1991	8.80"	Rear	10024027	10024028
Ford 8.8"	Ford	Crown Victoria	1992-2011	8.80"	Rear	10024027	10024028
Ford 8.8"	Ford	Expedition	1997-2014	8.80"	Rear	10024027	10024028
Ford 8.8"	Ford	Explorer Sport Trac	2005-2001	8.80"	Rear	10024027	10024028
Ford 8.8"	Ford	Explorer	33359	8.80"	Rear	10024027	10024028
Ford 8.8"	Ford	LTD Crown Victoria	1987-1991	8.80"	Rear	10024027	10024028
Ford 8.8"	Ford	LTD	1981-1982	8.80"	Rear	10024027	10024028
Ford 8.8"	Ford	Mustang	2004-1986	8.80"	Rear	10024027	10024028
Ford 8.8"	Ford	Ranger 4.0 L	2006-1990	8.80"	Rear	10024027	10024028
Ford 8.8"	Ford	Thunderbird	1988-1997	8.80"	Rear	10024027	10024028
Ford 8.8"	Lincoln	Aviator	2005-2003	8.80"	Rear	10024027	10024028
Ford 8.8"	Lincoln	Blackwood	2002	8.80"	Front	10024027	10024028
Ford 8.8"	Lincoln	Continental	1980-1987	8.80"	Rear	10024027	10024028
Ford 8.8"	Lincoln	Mark LT	2008-2006	8.80"	Front	10024027	10024028
Ford 8.8"	Lincoln	Mark VI	1980-1983	8.80"	Rear	10024027	10024028
Ford 8.8"	Lincoln	Mark VII	1984-1992	8.80"	Rear	10024027	10024028
Ford 8.8"	Lincoln	Mark VIII	1993-1998	8.80"	Rear	10024027	10024028
Ford 8.8"	Lincoln	Navigator	1998-2010	8.80"	Front	10024027	10024028
Ford 8.8"	Lincoln	Town Car	1981-2011	8.80"	Rear	10024027	10024028
Ford 8.8"	Mercury	Capri	1986	8.80"	Rear	10024027	10024028
Ford 8.8"	Mercury	Colony Park	1981-1991	8.80"	Rear	10024027	10024028
Ford 8.8"	Mercury	Cougar	1989-1997	8.80"	Rear	10024027	10024028
Ford 8.8"	Mercury	Grand Marquis	1983-2011	8.80"	Rear	10024027	10024028
Ford 8.8"	Mercury	Marauder	2004-2003	8.80"	Rear	10024027	10024028
Ford 8.8"	Mercury	Marquis	1981-1982	8.80"	Rear	10024027	10024028
Ford 8.8"	Mercury	Mountaineer	2005-1997	8.80"	Rear	10024027	10024028
Ford 8.8"	Ford	Truck 3/4 Ton	1983-1989	8.80"	Rear	10024027	10024028
Ford 8.8"	Ford	Van 1/2 Ton	2008-1987	8.80"	Rear	10024027	10024028
Ford 9"	Ford	Truck 1/2 Ton	1957-1969	9.00"	Rear Differential w/ 28 spline	10024029	10024030
Ford 9"	Ford	Truck 1/2 Ton	1970	9.00"	Rear Differential w/ 28 spline - From 05/11/70	10024029	10024030
Ford 9"	Ford	Truck 1/2 Ton	1970	9.00"	Rear Differential w/31 spline-From 05/11/70	10024031	10024032
Ford 9"	Ford	Truck 1/2 Ton	1971-1986	9.00"	Rear Differential w/31	10024031	10024032

# BEARING AND OVERHAUL KIT APPLICATIONS

Axle Model	Make	Application	Year	Ring Gear Diameter	Description	Axle Bearing Rebuild Kit	Master Overhaul Kit
Ford 9"	Ford	Bronco	1967-1970	9.00"	Rear Differential w/ 28 spline - From 05/11/70	10024029	10024030
Ford 9"	Ford	Bronco	1970-1986	9.00"	Rear Differential w/31 spline-From 05/11/70	10024031	10024032
Ford 9"	Ford	Country Squire	1973-1980	9.00"	Rear Differential w/31 spline-From 05/11/70	10024031	10024032
Ford 9"	Ford	Fairlane	1962-1970	9.00"	Rear Differential w/ 28 spline - From 05/11/70	10024029	10024030
Ford 9"	Ford	Fairlane	1970-1919	9.00"	Rear Differential w/31 spline-From 05/11/70	10024031	10024032
Ford 9"	Ford	Granada	1975-1980	9.00"	Rear Differential	10024031	10024032
Ford 9"	Ford	LTD	1973-1980	9.00"	Rear Differential w/31 spline-From 05/11/70	10024031	10024032
Ford 9"	Ford	LTD II	1977-1979	9.00"	Rear Differential	10024031	10024032
Ford 9"	Ford	Mustang	1965-1970	9.00"	Rear Differential w/ 28 spline - From 05/11/70	10024029	10024030
Ford 9"	Ford	Mustang	1970-1973	9.00"	Rear Differential w/31 spline-From 05/11/70	10024031	10024032
Ford 9"	Ford	Thunderbird	1957-1970	9.00"	Rear Differential w/ 28 spline - From 05/11/70	10024029	10024030
Ford 9"	Ford	Thunderbird	1970-1979	9.00"	Rear Differential w/31 spline-From 05/11/70	10024031	10024032
Ford 9"	Ford	Torino	1968-1976	9.00"	Rear Differential	10024031	10024032
Ford 9"	Lincoln	Continental	1970-1979	9.00"	Rear Differential w/31 spline-From 05/11/70	10024031	10024032
Ford 9"	Lincoln	Versailles	1977-1980	9.00"	Rear Differential	10024031	10024032
Ford 9"	Mercury	Colony Park	1973-1980	9.00"	Rear Differential w/31 spline-From 05/11/70	10024031	10024032
Ford 9"	Mercury	Cougar	1967-1970	9.00"	Rear Differential w/ 28 spline - From 05/11/70	10024029	10024030
Ford 9"	Mercury	Cougar	1970-1979	9.00"	Rear Differential w/31 spline-From 05/11/70	10024031	10024032
Ford 9"	Mercury	Marquis	1973-1980	9.00"	Rear Differential w/31 spline-From 05/11/70	10024031	10024032
Ford 9"	Mercury	Monarch	1975-1980	9.00"	Rear Differential	10024031	10024032
Ford 9"	Mercury	Montego	1968-1970	9.00"	Rear Differential w/ 28 spline - From 05/11/70	10024029	10024030
Ford 9"	Mercury	Montego	1970-1976	9.00"	Rear Differential w/31 spline-From 05/11/70	10024031	10024032
Ford 9"	Ford	Truck 3/4 Ton	1969-1970	9.00"	Rear Differential w/ 28 spline - From 05/11/70	10024029	10024030
Ford 9"	Ford	Truck 3/4 Ton	1970-1974	9.00"	Rear Differential w/31 spline-From 05/11/70	10024031	10024032
Ford 9.75"	Ford	Truck 1/2 Ton	1997-1998	9.75"	Rear	10038941	10038942
Ford 9.75"	Ford	Truck 1/2 Ton	1999	9.75"	Rear W/ 2.68" Pinion Bearing	10038941	10038942
Ford 9.75"	Ford	Truck 1/2 Ton	1999	9.75"	Rear W/3.00" Pinion Bearing	10038943	10038944
Ford 9.75"	Ford	Truck 1/2 Ton	2000-2006	9.75"	Rear	10038943	10038944
Ford 9.75"	Ford	Truck 1/2 Ton	2007	9.75"	Rear	10038945	10038946
Ford 9.75"	Ford	Truck 1/2 Ton	2011	9.75"	Rear	10038947	10038948
Ford 9.75"	Ford	Truck 1/2 Ton	2012-2014	9.75"	Rear	10038947	10038948
Ford 9.75"	Ford	Van 1/2 Ton	1999	9.75"	Rear W/3.00" Pinion Bearing	10038943	10038944
Ford 9.75"	Ford	Van 1/2 Ton	2000-2006	9.75"	Rear	10038943	10038944
Ford 9.75"	Ford	Van 1/2 Ton	2007-2010	9.75"	Rear	10038945	10038946

# BEARING AND OVERHAUL KIT APPLICATIONS

Axle Model	Make	Application	Year	Ring Gear Diameter	Description	Axle Bearing Rebuild Kit	Master Overhaul Kit
Ford 9.75"	Ford	Expedition	1999	9.75"	Rear W/3.00" Pinion Bearing	10038943	10038944
Ford 9.75"	Ford	Expedition	2000-2006	9.75"	Rear	10038943	10038944
Ford 9.75"	Lincoln	Blackwood	2002	9.75"	Rear	10038943	10038944
Ford 9.75"	Lincoln	Mark LT	2006	9.75"	Rear	10038943	10038944
Ford 9.75"	Lincoln	Navigator	1999	9.75"	Rear W/3.00" Pinion Bearing	10038943	10038944
Ford 9.75"	Lincoln	Navigator	2000-2006	9.75"	Rear	10038943	10038944
Ford 9.75"	Ford	Expedition	1997-1998	9.75"	Rear	10038941	10038942
Ford 9.75"	Ford	Expedition	1999	9.75"	Rear W/ 2.68" Pinion Bearing	10038941	10038942
Ford 9.75"	Lincoln	Navigator	1998	9.75"	Rear	10038941	10038942
Ford 9.75"	Lincoln	Navigator	1999	9.75"	Rear W/ 2.68" Pinion Bearing	10038941	10038942
Ford 9.75"	Ford	Expedition	2007-2011	9.75"	Rear	10038945	10038946
Ford 9.75"	Ford	Expedition	2011-2014	9.75"	Rear from 04/30/2011 w/ 3.73 Axle Ratio	10038945	10038946
Ford 9.75"	Lincoln	Mark LT	2007-2008	9.75"	Rear	10038945	10038946
Ford 9.75"	Lincoln	Navigator	2007-2011	9.75"	Rear	10038945	10038946
Ford 9.75"	Lincoln	Navigator	2011-2014	9.75"	Rear from 04/30/2011 w/ 3.73 Axle Ratio	10038945	10038946
Ford 9.75"	Ford	Expedition	2011-2014	9.75"	Rear from 04/30/2011 w/ 3.31 Axle Ratio	10038949	10038950
Ford 9.75"	Lincoln	Navigator	2011-2014	9.75"	Rear from 04/30/2011 w/ 3.31 Axle Ratio	10038949	10038950
Ford 9.75"	Ford	Transit 150/250/350/HD	2015	9.75"	Rear	10038952	10038953
Ford 9.75"	Ford	Van 1/2 Ton	1997-1998	9.75"	Rear	10038941	10038942
Ford 9.75"	Ford	Van 1/2 Ton	1999	9.75"	Rear W/ 2.68" Pinion Bearing	10038941	10038942
GM 10.5"	Chevrolet	Truck 1 Ton	1972-1987	10.50"	Rear	10024049	10024050
GM 10.5"	Chevrolet	Truck 1 Ton	1988	10.50"	Rear 1st Design	10024049	10024050
GM 10.5"	Chevrolet	Truck 1 Ton	1988	10.50"	Rear 2nd Design	10024051	10024052
GM 10.5"	Chevrolet	Truck 1 Ton	1989-1997	10.50"	Rear	10024051	10024052
GM 10.5"	GMC	Truck 1 Ton	1972-1987	10.50"	Rear	10024049	10024050
GM 10.5"	GMC	Truck 1 Ton	1988	10.50"	Rear 1st Design	10024049	10024050
GM 10.5"	GMC	Truck 1 Ton	1988	10.50"	Rear 2nd Design	10024051	10024052
GM 10.5"	GMC	Truck 1 Ton	1989-1997	10.50"	Rear	10024051	10024052
GM 10.5"	Chevrolet	Truck 3/4 Ton	1973-1987	10.50"	Rear	10024049	10024050
GM 10.5"	Chevrolet	Truck 3/4 Ton	1988	10.50"	Rear 1st Design	10024049	10024050
GM 10.5"	Chevrolet	Truck 3/4 Ton	1988	10.50"	Rear 2nd Design	10024051	10024052
GM 10.5"	Chevrolet	Truck 3/4 Ton	1989-1997	10.50"	Rear	10024051	10024052
GM 10.5"	GMC	Truck 3/4 Ton	1973-1987	10.50"	Rear	10024049	10024050
GM 10.5"	GMC	Truck 3/4 Ton	1988	10.50"	Rear 1st Design	10024049	10024050
GM 10.5"	GMC	Truck 3/4 Ton	1988	10.50"	Rear 2nd Design	10024051	10024052
GM 10.5"	GMC	Truck 3/4 Ton	1989-1997	10.50"	Rear	10024051	10024052
GM 10.5"	Chevrolet	Van 1 Ton	1973-1987	10.50"	Rear	10024049	10024050
GM 10.5"	Chevrolet	Van 1 Ton	1988	10.50"	Rear 1st Design	10024049	10024050
GM 10.5"	Chevrolet	Van 1 Ton	1988	10.50"	Rear 2nd Design	10024051	10024052
GM 10.5"	Chevrolet	Van 1 Ton	1989-1997	10.50"	Rear	10024051	10024052
GM 10.5"	GMC	Van 1 Ton	1973-1987	10.50"	Rear	10024049	10024050
GM 10.5"	GMC	Van 1 Ton	1988	10.50"	Rear 1st Design	10024049	10024050



# BEARING AND OVERHAUL KIT APPLICATIONS

Axle Model	Make	Application	Year	Ring Gear Diameter	Description	Axle Bearing Rebuild Kit	Master Overhaul Kit
GM 10.5"	GMC	Van 1 Ton	1988	10.50"	Rear 2nd Design	10024051	10024052
GM 10.5"	GMC	Van 1 Ton	1989-1997	10.50"	Rear	10024051	10024052
GM 10.5"	Chevrolet	Van 3/4 Ton	1973-1987	10.50"	Rear	10024049	10024050
GM 10.5"	Chevrolet	Van 3/4 Ton	1988	10.50"	Rear 1st Design	10024049	10024050
GM 10.5"	Chevrolet	Van 3/4 Ton	1988	10.50"	Rear 2nd Design	10024051	10024052
GM 10.5"	Chevrolet	Van 3/4 Ton	1989-1997	10.50"	Rear	10024051	10024052
GM 10.5"	GMC	Van 3/4 Ton	1973-1987	10.50"	Rear	10024049	10024050
GM 10.5"	GMC	Van 3/4 Ton	1988	10.50"	Rear 1st Design	10024049	10024050
GM 10.5"	GMC	Van 3/4 Ton	1988	10.50"	Rear 2nd Design	10024051	10024052
GM 10.5"	GMC	Van 3/4 Ton	1989-1997	10.50"	Rear	10024051	10024052
GM 11.5"	GM	Truck 1 Ton	2001-2011	11.5"	Rear 1st Design w/4.125" Pinion Brg.	10038964	10038965
GM 11.5"	Dodge	Truck 1 Ton	2003-2010	11.5"	Rear	10038964	10038965
GM 11.5"	GM	Truck 1 Ton	2011-2015	11.5"	Rear 2nd Design w/4.375" Pinion Brg.	10038966	10038967
GM 11.5"	GM	Truck 1 Ton	2001-2011	11.5"	Rear	10038964	10038965
GM 11.5"	GM	Truck 1 Ton	2011-2015	11.5"	Rear	10038966	10038967
GM 11.5"	Dodge	Truck 1/2 Ton	2006-2010	11.5"	Rear	10038964	10038965
GM 11.5"	GM	Truck 3/4 Ton	2001-2011	11.5"	Rear 1st Design w/4.125" Pinion Brg.	10038964	10038965
GM 11.5"	Dodge	Truck 3/4 Ton	2003-2010	11.5"	Rear	10038964	10038965
GM 11.5"	GM	Truck 3/4 Ton	2011-2015	11.5"	Rear 2nd Design w/4.375" Pinion Brg.	10038966	10038967
GM 11.5"	GM	Van 3/4 Ton	2001-2011	11.5"	Rear	10038964	10038965
GM 11.5"	GM	Van 3/4 Ton	2011-2015	11.5"	Rear	10038966	10038967
GM 11.5"	Ram	2500-3500	2011-2013	11.5"	Rear	10038966	10038967
GM 7.5"	Buick	Estate Wagon	1982-1983	7.50"	Rear	10024037	10024038
GM 7.5"	Buick	Lesabre	1982-1985	7.50"	Rear	10024037	10024038
GM 7.5"	Buick	Regal	1982-1987	7.50"	Rear	10024037	10024038
GM 7.5"	Buick	Roadmaster	1991-1996	7.50"	Rear	10024037	10024038
GM 7.5"	Chevrolet	Astro	1985-1998	7.50"	Rear	10024037	10024038
GM 7.5"	Chevrolet	Blazer S10 Size	1983-1998	7.50"	Rear	10024037	10024038
GM 7.5"	Chevrolet	Camaro	1982-1998	7.50"	Rear	10024037	10024038
GM 7.5"	Chevrolet	Caprice	1981-1996	7.50"	Rear	10024037	10024038
GM 7.5"	Chevrolet	El Camino	1982-1987	7.50"	Rear	10024037	10024038
GM 7.5"	Chevrolet	Impala	1982-1996	7.50"	Rear	10024037	10024038
GM 7.5"	Chevrolet	Malibu	1982-1983	7.50"	Rear	10024037	10024038
GM 7.5"	Chevrolet	Monte Carlo	1982-1988	7.50"	Rear	10024037	10024038
GM 7.5"	Chevrolet	S10	1982-1998	7.50"	Rear	10024037	10024038
GM 7.5"	GMC	Caballero	1982-1987	7.50"	Rear	10024037	10024038
GM 7.5"	GMC	Jimmy S15 Size	1983-1998	7.50"	Rear	10024037	10024038
GM 7.5"	GMC	S15	1982-1990	7.50"	Rear	10024037	10024038
GM 7.5"	GMC	Safari	1985-1998	7.50"	Rear	10024037	10024038
GM 7.5"	GMC	Sonoma	1991-1998	7.50"	Rear	10024037	10024038
GM 7.5"	GMC	Syclone	1991	7.50"	Rear	10024037	10024038
GM 7.5"	GMC	Typhoon	1992-1993	7.50"	Rear	10024037	10024038
GM 7.5"	Isuzu	Hombre	1996-1998	7.50"	Rear	10024037	10024038
GM 7.5"	Oldsmobile	98	1982-1984	7.50"	Rear	10024037	10024038
GM 7.5"	Oldsmobile	Bravada	1991-1998	7.50"	Rear	10024037	10024038

# BEARING AND OVERHAUL KIT APPLICATIONS

Axle Model	Make	Application	Year	Ring Gear Diameter	Description	Axle Bearing Rebuild Kit	Master Overhaul Kit
GM 7.5"	Oldsmobile	Cutlass	1978-1981	7.50"	Rear	10024037	10024038
GM 7.5"	Oldsmobile	Cutlass Cruiser	1982-1983	7.50"	Rear	10024037	10024038
GM 7.5"	Oldsmobile	Cutlass Supreme	1982-1988	7.50"	Rear	10024037	10024038
GM 7.5"	Oldsmobile	Delta 88	1982-1985	7.50"	Rear	10024037	10024038
GM 7.5"	Pontiac	Bonneville	1982-1986	7.50"	Rear	10024037	10024038
GM 7.5"	Pontiac	Firebird	1982-1998	7.50"	Rear	10024037	10024038
GM 7.5"	Pontiac	Firebird Trans Am	1982-1998	7.50"	Rear	10024037	10024038
GM 7.5"	Pontiac	Grand Am	1978-1980	7.50"	Rear	10024037	10024038
GM 7.5"	Pontiac	Grand Prix	1982-1987	7.50"	Rear	10024037	10024038
GM 7.5"	Pontiac	Parisienne	1983-1986	7.50"	Rear	10024037	10024038
GM 7.5"	Pontiac	Safari	1987-1989	7.50"	Rear	10024037	10024038
GM 8.2"	Chevrolet	Camaro	1967-1970	8.20"	Rear Axle w/1.781" Differential Brgs.	10024041	10024042
GM 8.2"	Chevrolet	Caprice	1966-1971	8.20"	Rear Axle w/1.781" Differential Brgs.	10024041	10024042
GM 8.2"	Chevrolet	Chevelle	1964-1972	8.20"	Rear Axle w/1.781" Differential Brgs.	10024041	10024042
GM 8.2"	Chevrolet	Chevy II	1964-1968	8.20"	Rear Axle w/1.781" Differential Brgs.	10024041	10024042
GM 8.2"	Chevrolet	El Camino	1964-1971	8.20"	Rear Axle w/1.781" Differential Brgs.	10024041	10024042
GM 8.2"	Chevrolet	Impala	1965-1972	8.20"	Rear Axle w/1.781" Differential Brgs.	10024041	10024042
GM 8.2"	Chevrolet	Monte Carlo	1970-1972	8.20"	Rear Axle w/1.781" Differential Brgs.	10024041	10024042
GM 8.2"	Chevrolet	Nova	1964-1972	8.20"	Rear Axle w/1.781" Differential Brgs.	10024041	10024042
GM 8.2"	Pontiac	Catalina	1965-1972	8.20"	Rear Axle w/1.781" Differential Brgs.	10024041	10024042
GM 8.25"	Chevrolet	Truck 1/2 Ton	1998-2014	8.25"	Front	10038958	10038959
GM 8.25"	GMC	Truck 1/2 Ton	1998-2014	8.25"	Front	10038958	10038959
GM 8.25"	Chevrolet	Blazer Full Size	1992-1994	8.25"	Front	10024039	10024040
GM 8.25"	Chevrolet	K1500	1988-1997	8.25"	Front	10024039	10024040
GM 8.25"	Chevrolet	Suburban K&V 1500	1990-1997	8.25"	Front	10024039	10024040
GM 8.25"	Chevrolet	Tahoe	1995-1997	8.25"	Front	10024039	10024040
GM 8.25"	GMC	K1500	1988-1997	8.25"	Front	10024039	10024040
GM 8.25"	GMC	Suburban K&V 1500	1990-1997	8.25"	Front	10024039	10024040
GM 8.25"	GMC	Yukon	1992-1997	8.25"	Front	10024039	10024040
GM 8.25"	Cadillac	Escalade	1999-2014	8.25"	Front	10038958	10038959
GM 8.25"	Chevrolet	Avalanche 1500	2002-2014	8.25"	Front	10038958	10038959
GM 8.25"	Chevrolet	Suburban 1500	1998-2014	8.25"	Front	10038958	10038959
GM 8.25"	Chevrolet	Tahoe	1998-2014	8.25"	Front	10038958	10038959
GM 8.25"	GMC	Yukon XL 1500	2000-2014	8.25"	Front	10038958	10038959
GM 8.25"	GMC	Yukon	1998-2014	8.25"	Front	10038958	10038959
GM 8.5"	Chevrolet	Truck 1/2 Ton	1971-1987	8.50"	Rear	10024043	10024044
GM 8.5"	GMC	Truck 1/2 Ton	1971-1987	8.50"	Rear	10024043	10024044
GM 8.5"	GM	Truck 1/2 Ton	1999-2008	8.50"	Rear	10038956	10038957
GM 8.5"	Chevrolet	Van 1/2 Ton	1977-1998	8.50"	Rear	10024043	10024044
GM 8.5"	GMC	Van 1/2 Ton	1977-1998	8.50"	Rear	10024043	10024044

# BEARING AND OVERHAUL KIT APPLICATIONS

Axle Model	Make	Application	Year	Ring Gear Diameter	Description	Axle Bearing Rebuild Kit	Master Overhaul Kit
GM 8.5"	GM	Van 1/2 Ton	1999-2008	8.50"	Rear	10038956	10038957
GM 8.5"	Buick	Apollo	1973-1975	8.50"	Rear	10024043	10024044
GM 8.5"	Buick	Century	1973-1977	8.50"	Rear	10024043	10024044
GM 8.5"	Buick	Electra	1973-1984	8.50"	Rear	10024043	10024044
GM 8.5"	Buick	Estate Wagon	1973-1983	8.50"	Rear	10024043	10024044
GM 8.5"	Buick	Lesabre	1973-1985	8.50"	Rear	10024043	10024044
GM 8.5"	Buick	Regal	1973-1987	8.50"	Rear	10024043	10024044
GM 8.5"	Buick	Skylark	1971-1979	8.50"	Rear	10024043	10024044
GM 8.5"	Cadillac	Brougham	1987-1992	8.50"	Rear	10024043	10024044
GM 8.5"	Cadillac	DeVille	1977-1984	8.50"	Rear	10024043	10024044
GM 8.5"	Cadillac	Escalade	2000-1999	8.50"	Rear	10024043	10024044
GM 8.5"	Cadillac	Fleetwood	1977-1996	8.50"	Rear	10024043	10024044
GM 8.5"	Chevrolet	Biscayne	1971-1972	8.50"	Rear	10024043	10024044
GM 8.5"	Chevrolet	Blazer Full Size	1980-1991	8.50"	Front	10024043	10024044
GM 8.5"	Chevrolet	Blazer Full Size	1982-1994	8.50"	Rear	10024043	10024044
GM 8.5"	Chevrolet	Blazer S10 Size	1995-1998	8.50"	Rear	10024043	10024044
GM 8.5"	Chevrolet	Camaro	1970-1981	8.50"	Rear	10024043	10024044
GM 8.5"	Chevrolet	Caprice	1973-1996	8.50"	Rear	10024043	10024044
GM 8.5"	Chevrolet	Chevelle	1973-1977	8.50"	Rear	10024043	10024044
GM 8.5"	Chevrolet	El Camino	1971-1987	8.50"	Rear	10024043	10024044
GM 8.5"	Chevrolet	Impala	1973-1996	8.50"	Rear	10024043	10024044
GM 8.5"	Chevrolet	K1500	1988-1999	8.50"	Rear	10024043	10024044
GM 8.5"	Chevrolet	Monte Carlo	1971-1977	8.50"	Rear	10024043	10024044
GM 8.5"	Chevrolet	Nova	1970-1979	8.50"	Rear	10024043	10024044
GM 8.5"	Chevrolet	S10	1994-1998	8.50"	Rear	10024043	10024044
GM 8.5"	Chevrolet	Suburban 1500	1982-1999	8.50"	Rear	10024043	10024044
GM 8.5"	Chevrolet	Tahoe	1995-1999	8.50"	Rear	10024043	10024044
GM 8.5"	GMC	Caballero	1978-1987	8.50"	Rear	10024043	10024044
GM 8.5"	GMC	Jimmy Full Size	1980-1991	8.50"	Front	10024043	10024044
GM 8.5"	GMC	Jimmy Full Size	1982-1991	8.50"	Rear	10024043	10024044
GM 8.5"	GMC	Jimmy S15 Size	1995-1998	8.50"	Rear	10024043	10024044
GM 8.5"	GMC	K1500	1988-1999	8.50"	Rear	10024043	10024044
GM 8.5"	GMC	Sonoma	1994-1998	8.50"	Rear	10024043	10024044
GM 8.5"	GMC	Yukon	2000-1992	8.50"	Rear	10024043	10024044
GM 8.5"	GMC	Yukon XL 1500	2000	8.50"	Rear	10024043	10024044
GM 8.5"	Isuzu	Hombre	1996-1998	8.50"	Rear	10024043	10024044
GM 8.5"	Oldsmobile	98	1973-1984	8.50"	Rear	10024043	10024044
GM 8.5"	Oldsmobile	Custom Cruiser	1980-1992	8.50"	Rear	10024043	10024044
GM 8.5"	Oldsmobile	Cutlass	1971-1977	8.50"	Rear	10024043	10024044
GM 8.5"	Oldsmobile	Cutlass Supreme	1971-1977	8.50"	Rear	10024043	10024044
GM 8.5"	Oldsmobile	Delta 88	1973-1985	8.50"	Rear	10024043	10024044
GM 8.5"	Oldsmobile	F85	1970-1972	8.50"	Rear	10024043	10024044
GM 8.5"	Oldsmobile	Omega	1973-1979	8.50"	Rear	10024043	10024044
GM 8.5"	Pontiac	Bonneville	1973-1981	8.50"	Rear	10024043	10024044

# BEARING AND OVERHAUL KIT APPLICATIONS

Axle Model	Make	Application	Year	Ring Gear Diameter	Description	Axle Bearing Rebuild Kit	Master Overhaul Kit
GM 8.5"	Pontiac	Catalina	1973-1981	8.50"	Rear	10024043	10024044
GM 8.5"	Pontiac	Firebird	1971-1981	8.50"	Rear	10024043	10024044
GM 8.5"	Pontiac	Firebird Trans Am	1971-1981	8.50"	Rear	10024043	10024044
GM 8.5"	Pontiac	Grand Am	1973-1980	8.50"	Rear	10024043	10024044
GM 8.5"	Pontiac	Grand Prix	1971-1977	8.50"	Rear	10024043	10024044
GM 8.5"	Pontiac	LeMans	1971-1977	8.50"	Rear	10024043	10024044
GM 8.5"	Pontiac	Parisienne	1983-1986	8.50"	Rear	10024043	10024044
GM 8.5"	Pontiac	Ventura	1971-1977	8.50"	Rear	10024043	10024044
GM 8.5"	Buick	Ranier	2004-2007	8.50"	Rear	10038956	10038957
GM 8.5"	Cadillac	Escalade	2002-2008	8.50"	Rear	10038956	10038957
GM 8.5"	Chevrolet	Avalanche 1500	2002-2008	8.50"	Rear	10038956	10038957
GM 8.5"	Chevrolet	Blazer S10 Size	1999-2005	8.50"	Rear	10038956	10038957
GM 8.5"	Chevrolet	SSR	2003-2006	8.50"	Rear	10038956	10038957
GM 8.5"	Chevrolet	Suburban 1500	2000-2008	8.50"	Rear	10038956	10038957
GM 8.5"	Chevrolet	Tahoe	2000-2008	8.50"	Rear	10038956	10038957
GM 8.5"	Chevrolet	Trailblazer/ Envoy	2002-2008	8.50"	Rear	10038956	10038957
GM 8.5"	GMC	Jimmy S15 Size	1999-2005	8.50"	Rear	10038956	10038957
GM 8.5"	GM	S10/ Sonoma	1999-2004	8.50"	Rear	10038956	10038957
GM 8.5"	GMC	Yukon/Yukon XL	2001-2008	8.50"	Rear	10038956	10038957
GM 8.5"	Isuzu	Ascender	2003-2008	8.50"	Rear	10038956	10038957
GM 8.5"	Isuzu	Hombre	1999-2000	8.50"	Rear	10038956	10038957
GM 8.5"	Saab	9-7X	2005-2008	8.50"	Rear	10038956	10038957
GM 8.875"	GM	Truck 1/2 Ton	1964-1982	8.875"	Rear	10038960	10038961
GM 8.875"	GM	Truck 3/4 Ton	1969-1981	8.875"	Rear	10038960	10038961
GM 8.875"	GM	Van 1/2 Ton	1964-1981	8.875"	Rear	10038960	10038961
GM 8.875"	Buick	Electra	1965-1972	8.875"	Rear	10024045	10024046
GM 8.875"	Buick	Estate Wagon	1971-1972	8.875"	Rear	10024045	10024046
GM 8.875"	Chevrolet	Camaro	1967-1972	8.875"	Rear	10024045	10024046
GM 8.875"	Chevrolet	Caprice	1966-1972	8.875"	Rear	10024045	10024046
GM 8.875"	Chevrolet	Chevelle	1964-1972	8.875"	Rear	10024045	10024046
GM 8.875"	Chevrolet	Chevy II	1965-1968	8.875"	Rear	10024045	10024046
GM 8.875"	Chevrolet	El Camino	1965-1972	8.875"	Rear	10024045	10024046
GM 8.875"	Chevrolet	Impala	1965-1972	8.875"	Rear	10024045	10024046
GM 8.875"	Chevrolet	Monte Carlo	1970-1972	8.875"	Rear	10024045	10024046
GM 8.875"	Chevrolet	Nova	1970-1972	8.875"	Rear	10024045	10024046
GM 8.875"	Oldsmobile	98	1965-1972	8.875"	Rear	10024045	10024046
GM 8.875"	Oldsmobile	Delta 88	1965-1972	8.875"	Rear	10024045	10024046
GM 8.875"	Oldsmobile	F85	1968-1970	8.875"	Rear	10024045	10024046
GM 8.875"	Pontiac	Bonneville	1965-1972	8.875"	Rear	10024045	10024046
GM 8.875"	Pontiac	Catalina	1965-1972	8.875"	Rear	10024045	10024046
GM 8.875"	Pontiac	Firebird	1967-1972	8.875"	Rear	10024045	10024046
GM 8.875"	Pontiac	Firebird Trans Am	1967-1972	8.875"	Rear	10024045	10024046
GM 8.875"	Pontiac	Grand Prix	1970-1972	8.875"	Rear	10024045	10024046
GM 8.875"	Pontiac	GTO	1965-1972	8.875"	Rear	10024045	10024046
GM 8.875"	Pontiac	LeMans	1965-1972	8.875"	Rear	10024045	10024046
GM 8.875"	GM	Blazer/Jimmy Full Size	1969-1981	8.875"	Rear	10038960	10038961



# BEARING AND OVERHAUL KIT APPLICATIONS

Axle Model	Make	Application	Year	Ring Gear Diameter	Description	Axle Bearing Rebuild Kit	Master Overhaul Kit
GM 8.875"	GM	Suburban 1500/2500	1973-1981	8.875"	Rear	10038960	10038961
GM 8.875"	GM	Van 3/4 Ton	1969-1981	8.875"	Rear	10038960	10038961
GM 9.25"	Chevrolet	Suburban K2500	1992-1997	9.25"	Front	10024047	10024048
GM 9.25"	Chevrolet	K2500	1988-1997	9.25"	Front	10024047	10024048
GM 9.25"	Chevrolet	K3500	1988-1997	9.25"	Front	10024047	10024048
GM 9.25"	Chevrolet	V30 & V3500	1988-1997	9.25"	Front	10024047	10024048
GM 9.25"	GMC	K2500	1988-1997	9.25"	Front	10024047	10024048
GM 9.25"	GMC	Suburban K2500	1992-1997	9.25"	Front	10024047	10024048
GM 9.25"	GMC	K3500	1988-1997	9.25"	Front	10024047	10024048
GM 9.25"	GMC	V3500	1988-1991	9.25"	Front	10024047	10024048
Super 30/186	Dodge	Nitro (KA)	2007-2010	186mm	Front	2017366	2017378
Super 30/186	Jeep	Grand Cherokee (WJ)	1999-2000	186mm	Front W/ABS (CV Style)	2017363	2017376
Super 30/186	Jeep	Grand Cherokee (WJ)	2001-2004	186mm	Front W/ABS (CV Style)	2017368	2017379
Super 30/186	Jeep	Liberty (KJ)	2000-2005	186mm	Front	2017367	2017377
Super 30/186	Jeep	Wrangler (JK)	2007-2015	186mm	Front	2017366	2017378
Super 30/186	Jeep	Wrangler (WJ)	1999	186mm	Front W/ABS	2017363	2017376
TOY 7.5"	Toyota	4 Runner	1984-1985	7.50"	Rear 2WD	10024053	10024054
TOY 7.5"	Toyota	4 Runner	1986-1987	7.50"	Front IFS	10024053	10024054
TOY 7.5"	Toyota	4 Runner	1986-1987	7.50"	Rear 4 Cyl. Non Turbo 2WD	10024053	10024054
TOY 7.5"	Toyota	4 Runner	1988-1995	7.50"	Rear 4 Cyl. 2WD	10024053	10024054
TOY 7.5"	Toyota	Pickup	1979-1983	7.50"	Rear	10024053	10024054
TOY 7.5"	Toyota	Pickup	1984-1985	7.50"	Rear 2WD	10024053	10024054
TOY 7.5"	Toyota	Pickup	1986-1987	7.50"	Rear 4 Cyl. Non Turbo 2WD	10024053	10024054
TOY 7.5"	Toyota	Pickup	1986-1988	7.50"	Front IFS	10024053	10024054
TOY 7.5"	Toyota	Pickup	1988-1995	7.50"	Rear 4 Cyl. Non Turbo 2WD	10024053	10024054
TOY 7.5"	Toyota	Supra	1987-1995	7.50"	Rear w/o Turbo	10024053	10024054
TOY 8"	Toyota	4 Runner	1984-1985	8.00"	Rear Solid Axle	10024055	10024056
TOY 8"	Toyota	4 Runner	1984-1985	8.00"	Rear 4WD	10024055	10024056
TOY 8"	Toyota	Pickup	1984-1985	8.00"	Rear Solid Axle	10024055	10024056
TOY 8"	Toyota	Pickup	1984-1985	8.00"	Rear 4WD	10024055	10024056
TOY 8"	Toyota	4 Runner	1986-1987	8.00"	Rear 4 Cyl. Turbo 4WD	10024057	10024058
TOY 8"	Toyota	4 Runner	1988-1995	8.00"	Rear V6	10024057	10024058
TOY 8"	Toyota	4 Runner	1996-1900	8.00"	Rear V6 & w/o Locking Diff	10024057	10024058
TOY 8"	Toyota	4 Runner	1996-1900	8.00"	Rear 4 Cyl.	10024057	10024058
TOY 8"	Toyota	4 Runner	2002-2001	8.00"	Rear	10024057	10024058
TOY 8"	Toyota	Pickup	1986-1987	8.00"	Rear 4 Cyl. Turbo 4WD	10024057	10024058
TOY 8"	Toyota	Pickup	1988	8.00"	Rear 4 Cyl. Turbo & V6 4WD	10024057	10024058
TOY 8"	Toyota	Pickup	1989-1995	8.00"	Rear V6	10024057	10024058
The Ultimate 60/248	Jeep	Wrangler (JK)	2007-Up	248mm	Rear	10024088	10024089
The Ultimate 60/248	Jeep	Wrangler (JK)	2007-Up	248mm	Front	10024003	10024004

Bill of Material Number	Manufacturer	Dana Axle Model	Front/ Rear	Application
10007259	Jeep/AMC	Super 44/226	Rear	2014-15 JK LHD
10007260	Jeep/AMC	Super 44/226	Rear	2014-15 JK LHD
10007261	Jeep/AMC	Super 44/226	Rear	2014-15 JK LHD
10007262	Jeep/AMC	Super 44/226	Rear	2014-15 JK LHD
10007264	Jeep/AMC	Super 44/226	Rear	2014-15 JK RHD
10007265	Jeep/AMC	Super 44/226	Rear	2014-15 JK RHD
10007267	Jeep/AMC	Super 44/226	Rear	2014-15 JK RHD
10007269	Jeep/AMC	Super 44/226	Rear	2014-15 JK LHD
10007271	Jeep/AMC	Super 44/226	Rear	2014-15 JK LHD
10021545	Jeep/AMC	Super 30/186	Front	2014-15 JK LHD
10021546	Jeep/AMC	Super 30/186	Front	2014-15 JK LHD
10021548	Jeep/AMC	Super 30/186	Front	2014-15 JK RHD
10021549	Jeep/AMC	Super 30/186	Front	2014-15 JK RHD
10021551	Jeep/AMC	44/216	Front	2014-15 JK LHD
10021552	Jeep/AMC	44/216	Front	2014-15 JK LHD
10021554	Jeep/AMC	44/216	Front	2014-15 JK RHD
10029496	Jeep/AMC	Super 30/186	Front	2016 JK LHD
10029496AE	Jeep/AMC	Super 30/186	Front	2016 JK LHD
10029497	Jeep/AMC	Super 30/186	Front	2016 JK LHD
10029500	Jeep/AMC	Super 30/186	Front	2016 JK RHD
10029501	Jeep/AMC	Super 30/186	Front	2016 JK RHD
10029503	Jeep/AMC	44/216	Front	2016 JK LHD
10029504	Jeep/AMC	44/216	Front	2016 JK LHD
10029505	Jeep/AMC	44/216	Front	2016 JK RHD
10029507	Jeep/AMC	Super 44/226	Rear	2016 JK LHD
10029508	Jeep/AMC	Super 44/226	Rear	2016 JK LHD
10029509	Jeep/AMC	Super 44/226	Rear	2016 JK LHD
10029510	Jeep/AMC	Super 44/226	Rear	2016 JK LHD
10029512	Jeep/AMC	Super 44/226	Rear	2016 JK RHD
10029513	Jeep/AMC	Super 44/226	Rear	2016 JK RHD
10029514	Jeep/AMC	Super 44/226	Rear	2016 JK LHD
10029515	Jeep/AMC	Super 44/226	Rear	2016 JK LHD
10029516	Jeep/AMC	Super 44/226	Rear	2016 JK RHD
10029616	Jeep/AMC	Super 44/226	Rear	2016 JK RHD
2001013	Chrysler/Dodge	60/248	Rear	2004 SRW - Semi Float w/ABS D2500 SRT10
2001021	Chrysler/Dodge	60/248	Rear	2003 SRW - Semi Float w/ABS D2500 SRT10
2001024	Ford	60/248	Rear	2002-03 E-250 Van SRW - Semi Float w/ABS
2001025	Ford	60/248	Rear	2003 E-250 Van SRW - Semi Float w/ABS
2001026	Ford	60/248	Rear	2003 E-250/E-350 SRW - Semi Float - HD w/ABS
2001027	Ford	70/267	Rear	2003 E-350 Cutaway SRW or Chassis DRW Option
2001028	Ford	70/267	Rear	2003 E-350 Cutaway SRW or Chassis DRW Option
2001029	Ford	70/267	Rear	2003 E-350 DRW - Full Float
2001030	Ford	70/267	Rear	2003 E-350 DSO
2001079	General Motors	70GM	Rear	2004-08 GMT 610
2001194	Jeep/AMC	Super 30/186	Front	2003-04 WJ w/ABS (Dead Front)
2001195	Jeep/AMC	Super 30/186	Front	2003-04 WJ CV w/ABS
2001196	Jeep/AMC	Super 30/186	Front	2003-04 WJ CV w/ABS
2001197	Jeep/AMC	Super 30/186	Front	2003-04 WJ CV w/ABS
2001198	Jeep/AMC	Super 30/186	Front	2003-04 WJ CV w/ABS
2001199	Jeep/AMC	Super 30/186	Front	2003-04 WJ CV w/ABS
2001200	Jeep/AMC	Super 30/186	Front	2003-04 WJ CV w/ABS

Bill of Material Number	Manufacturer	Dana Axle Model	Front/Rear	Application
2001201	Jeep/AMC	Super 30/186	Front	2003-04 WJ CV w/ABS
2001202	Jeep/AMC	Super 30/186	Front	2003-04 WJ CV w/ABS
2001203	Jeep/AMC	Super 30/186	Front	2003-04 WJ CV w/ABS
2001204	Jeep/AMC	Super 30/186	Front	2003-04 WJ CV w/ABS
2001205	Jeep/AMC	Super 30/186	Front	2003-04 WJ CV w/ABS
2001221	Ford	80/286	Rear	2003-04 F-350 Chassis DRW Full Float w/ABS
2001246	Jeep/AMC	Super 30/186	Front	2003-04 WJ CV w/ABS
2001247	Jeep/AMC	Super 30/186	Front	2003-04 WJ CV w/ABS
2001272	Ford	50/229	Front	2004-07 F-250/350 SRW (4x4)
2001273	Ford	60/248	Front	2004 F-250/350 SRW (4x4)
2001274	Ford	60/248	Front	2004 F-350 DRW (4x4)
2001275	Ford	60/248	Front	2004 F-450/550 DRW (4x4)
2001276	Ford	60/248	Front	2005-11 F-350 DRW (4x4)
2001277	Ford	60/248	Front	2004 F-450/550 DRW (4X2) Dead Front
2001278	Ford	60/248	Front	2004 F-450/550 DRW (4X2) Dead Front
2001281	General Motors	60/248	Rear	2008 GMT 610
2001288	Nissan	Super 44/226	Rear	2005-06 Frontier, Pathfinder, Xterra
2001289	Nissan	Super 44/226	Rear	2005-06 Xterra
2001290	Nissan	Super 44/226	Rear	2005-06 Frontier
2001323	Ford	80/286	Rear	2004-06 F53 Motor Home - Chassis - Full Float w/ABS
2001543	Jeep/AMC	44/216	Rear	2005 TJ
2001578	Ford	60/248	Rear	2003-04 E-250 Van SRW - Semi Float w/ABS
2001579	Ford	60/248	Rear	2003-04 E-350 SRW - Semi Float - HD w/ABS
2001580	Ford	70/267	Rear	2003-04 E-350 Cutaway SRW or Chassis DRW Option
2001581	Ford	70/267	Rear	2003-04 E-350 DRW - Full Float
2001582	Ford	70/267	Rear	2003 E-350 DSO
2001675	Chrysler/Dodge	44/216	Rear	2003 Viper
2001754	Ford	80/286	Rear	2005 F-350 Pick-up DRW-Full Float w/ABS
2001755	Ford	80/286	Rear	2005 F-350 Chassis DRW Full Float w/ABS
2001760	Ford	80/286	Rear	2005 F-350 Chassis DRW Full Float w/ABS
2001858	Ford	35/198	Front	2005 Explorer/Ranger - Non-Disconnect - CV
2001889	General Motors	60/248	Rear	2008 GMT 610
2001906	Ford	80/286	Rear	2005 F-350 Pick-up DRW-Full Float w/ABS
2002005	Chrysler/Dodge	60/248	Rear	2005 SRW - Semi Float w/ABS Quad Cab SRT10
2002006	Chrysler/Dodge	60/248	Rear	2005 SRW - Semi Float w/ABS Quad Cab SRT10
2002016	Ford	60/248	Front	2005-07 F-250/350 SRW (4x4)
2002017	Ford	60/248	Front	2005-07 F-350 DRW (4x4)
2002045	Ford	70/267	Rear	2004-06 E-450 Super Duty DRW w/ABS
2002184	Chrysler/Dodge	44/216	Rear	2003 Viper
2002186	Chrysler/Dodge	60/248	Rear	2004 SRW - Semi Float w/ABS D2500 SRT10
2002187	Chrysler/Dodge	60/248	Rear	2005 SRW - Semi Float w/ABS D2500 SRT10
2002329	Ford	60/248	Rear	2005-06 E-350 Van SRW - Full Float w/ABS
2002406	Jeep/AMC	44/216	Rear	2005 TJ RHD
2002426	Jeep/AMC	Super 30/186	Front	2005 KJ
2002427	Jeep/AMC	Super 30/186	Front	2005 KJ
2002487	Jeep/AMC	Super 30/186	Front	2005 KJ
2002491	Jeep/AMC	Super 30/186	Front	2005 KJ
2002505	Jeep/AMC	Super 30/186	Front	2005 KJ
2002583	General Motors	70GM	Rear	2005 DRW G-Van 30 - 70-3HD
2002589	Ford	80/286	Rear	2007 F-350 Chassis DRW Full Float w/ABS
2002595	Ford	80/286	Rear	2007 F-350 Pick-up DRW-Full Float w/ABS

Bill of Material Number	Manufacturer	Dana Axle Model	Front/Rear	Application
2002626	Ford	80/286	Rear	2005-07 F-350 Chassis DRW Full Float w/ABS
2002638	Ford	Super 30/198	Front	2004-05 Explorer
2002639	Ford	Super 30/198	Front	2005 Explorer
2002645	Ford	35/198	Front	2004-05 Explorer/Ranger - Non-Disconnect - CV
2002646	Ford	35/198	Front	2004-05 Explorer/Ranger - Non-Disconnect - CV
2002700	Jeep/AMC	44/216	Front	2004-05 TJ w/ABS
2002707	Ford	60/248	Rear	2005-08 E-250 Van SRW - Semi Float w/ABS
2002708	Ford	60/248	Rear	2005-08 E-350 SRW - Semi Float - HD w/ABS
2002709	Ford	60/248	Rear	2006 E-350 Van SRW - Full Float w/ABS
2002710	Ford	70/267	Rear	2005-08 E-350 SRW - Full Float
2002711	Ford	70/267	Rear	2005-08 E-350 DRW - Full Float
2002712	Ford	70/267	Rear	2006-08 E-350 DSO
2002713	Ford	70/267	Rear	2005-08 E-450 DRW
2002750	Ford	35/198	Front	2004-06 Explorer/Ranger - Non-Disconnect - CV
2002814	Ford	80/286	Rear	2005 F-350 Chassis DRW Full Float w/ABS
2002825	Ford	80/286	Rear	2005 F53 Motor Home - Chassis - Full Float w/ABS
2002830	Ford	80/286	Rear	2006 F-350 Chassis DRW Full Float w/ABS
2002831	Ford	80/286	Rear	2006 F-350 Pick-up DRW-Full Float w/ABS
2002832	Ford	80/286	Rear	2006 F-350 Chassis DRW Full Float w/ABS
2003032	Ford	80/286	Rear	2005 F-350 Pick-up DRW-Full Float w/ABS
2003204	Ford	Super 60/256	Front	2005-06 6K Monobeam Coil, F-250/F-350
2003205	Ford	Super 60/256	Front	2005-06 6K Monobeam Coil, F-250/F-350
2003206	Ford	Super 60/256	Front	2005-06 7K Monobeam Coil, F-450/F-550
2003207	Ford	Super 60/256	Front	2005-07 6K/7K Monobeam Coil, Dead Front
2003246	Ford	60/248	Rear	2004-06 E-250 Van SRW - Semi Float w/ABS
2003247	Ford	60/248	Rear	2003-06 E-350 SRW - Semi Float - HD w/ABS
2003248	Ford	70/267	Rear	2005-06 E-350 Cutaway SRW or Chassis DRW Option
2003249	Ford	70/267	Rear	2005-06 E-350 DRW - Full Float
2003250	Ford	70/267	Rear	2003-06 E-350 DSO
2003281	Ford	80/286	Rear	2005 F-350 Pick-up DRW-Full Float w/ABS
2003314	Chrysler/Dodge	60/248	Rear	2006 SRW - Semi Float w/ABS Quad Cab SRT10
2003315	Chrysler/Dodge	60/248	Rear	2006 SRW - Semi Float w/ABS Quad Cab SRT10
2003366	Jeep/AMC	Super 30/186	Front	2007 KA
2003367	Jeep/AMC	Super 30/186	Front	2007 KA
2003475	Ford	Super 60/256	Front	2005 7K Monobeam Coil, F-450/F-550
2003478	Ford	Super 60/256	Front	2005 6K/7K Monobeam Coil, Dead Front
2003564	Ford	80/286	Rear	2005 F-350 Pick-up DRW-Full Float w/ABS
2003679	Ford	80/286	Rear	2005 F-350 Pick-up DRW-Full Float w/ABS
2003687	Jeep/AMC	44/216	Rear	2005-06 TJ RHD
2003688	Jeep/AMC	44/216	Rear	2005-06 TJ
2003689	Jeep/AMC	44/216	Rear	2005-06 TJ
2003690	Jeep/AMC	44/216	Rear	2003 TJ LHD
2003691	Jeep/AMC	44/216	Rear	2005 TJ
2003729	Ford	Super 60/256	Front	2005 6K Monobeam Coil, F-250/F-350
2003737	Ford	80/286	Rear	2005 F-350 Chassis DRW Full Float w/ABS
2003738	Ford	80/286	Rear	2005-08 F-350 Chassis DRW Full Float w/ABS
2003747	Chrysler/Dodge	60/248	Rear	2005 SRW - Semi Float w/ABS Quad Cab SRT10
2003748	Chrysler/Dodge	60/248	Rear	2005 SRW - Semi Float w/ABS Quad Cab SRT10
2003791	Ford	60/248	Front	2005-11 F-250/350 SRW
2003797	Jeep/AMC	Super 44/226	Rear	2005 WK SRT8
2003986	Ford	70/267	Rear	2005-06 E-350 DRW - Full Float



Bill of Material Number	Manufacturer	Dana Axle Model	Front/Rear	Application
2004025	Chrysler/Dodge	60/248	Rear	2006 SRW - Semi Float w/ABS Quad Cab SRT10
2004026	Chrysler/Dodge	60/248	Rear	2006 SRW - Semi Float w/ABS Quad Cab SRT10
2004040	Jeep/AMC	44/216	Rear	2005 TJ RHD
2004048	General Motors	Super 70/273	Front	2004-07 GMT 560
2004119	Jeep/AMC	Super 30/186	Front	2007 KA
2004153	Ford	60/248	Rear	2006-08 E-350 SRW - Semi Float - HD w/ABS
2004198	Ford	70/267	Rear	2008 E-350 SRW - Full Float
2004199	Ford	70/267	Rear	2008 E-350 DRW - Full Float
2004273	Jeep/AMC	44/216	Front	2007 JK (Dead Front)
2004274	Jeep/AMC	44/216	Front	2007 JK (Dead Front)
2004329	Ford	70/267	Rear	2007-09 E-450 DRW
2004422	Jeep/AMC	44/216	Rear	2005-06 TJ
2004423	Jeep/AMC	44/216	Rear	2005-06 TJ
2004424	Jeep/AMC	44/216	Rear	2005-06 TJ RHD
2004457	Ford	60/248	Rear	2005-06 E-350 Van SRW - Full Float w/ABS
2004632	Ford	Super 60/256	Front	2005-07 6K Monobeam Coil, F-250/F-350
2004633	Ford	Super 60/256	Front	2005-06 6K Monobeam Coil, F-250/F-350
2004663	General Motors	60/248	Rear	2007 GMT 610
2004681	Ford	60/248	Rear	2008 E-250 Van SRW - Semi Float w/ABS
2004793	Nissan	Super 44/226	Rear	2005-06 Frontier, Pathfinder, Xterra
2004794	Nissan	Super 44/226	Rear	2005-06 Xterra
2004795	Nissan	Super 44/226	Rear	2005-06 Xterra
2004796	Nissan	Super 44/226	Rear	2005-06 Frontier
2004798	Nissan	Super 44/226	Rear	2005-06 Frontier
2004799	Nissan	Super 44/226	Rear	2005-06 Frontier
2004813	Ford	70/267	Rear	2006 E-450 DRW
2004879	Ford	80/286	Rear	2006-08 F53 Motor Home - Chassis - Full Float w/ABS
2004920	Ford	80/286	Rear	2006-08 F-350 Chassis DRW Full Float w/ABS
2004946	Nissan	205	Front	2006-14 4x4 Armada, Pathfinder, Titan
2005006	Ford	Super 30/198	Front	2006-10 Explorer
2005047	Ford	Super 30/198	Front	2007-10 Explorer
2005098	Nissan	Super 44/226	Rear	2005-12 Xterra
2005099	Nissan	Super 44/226	Rear	2005-12 Xterra
2005100	Nissan	Super 44/226	Rear	2005-06 Xterra
2005101	Nissan	Super 44/226	Rear	2005-12 Frontier
2005102	Nissan	Super 44/226	Rear	2005-06 Frontier
2005103	Nissan	Super 44/226	Rear	2005-06 Frontier
2005127	Ford	Super 60/256	Front	2006 7K Monobeam Coil, F-450/F-550
2005128	Ford	Super 60/256	Front	2006-07 6K/7K Monobeam Coil, Dead Front
2005146	Jeep/AMC	Super 44/226	Rear	2007 JK
2005147	Jeep/AMC	Super 44/226	Rear	2007 JK
2005148	Jeep/AMC	Super 44/226	Rear	2007 JK
2005149	Jeep/AMC	Super 44/226	Rear	2007 JK
2005158	Chrysler/Dodge	60/248	Rear	2006 SRW - Semi Float w/ABS Quad Cab SRT10
2005159	Chrysler/Dodge	60/248	Rear	2006 SRW - Semi Float w/ABS Quad Cab SRT10
2005185	Jeep/AMC	Super 30/186	Front	2007 JK
2005186	Jeep/AMC	Super 30/186	Front	2007 JK
2005187	Jeep/AMC	44/216	Front	2007 JK
2005188	Jeep/AMC	44/216	Front	2007 JK
2005189	Jeep/AMC	44/216	Front	2007 JK (Dead Front)
2005295	Nissan	Super 44/226	Rear	2007-12 Titan

Bill of Material Number	Manufacturer	Dana Axle Model	Front/Rear	Application
2005296	Nissan	Super 44/226	Rear	2007-12 Titan
2005297	Nissan	Super 44/226	Rear	2007-12 Titan
2005330	Ford	60/248	Rear	2009-10 E-350 SRW - Semi Float - HD w/ABS
2005343	Jeep/AMC	Super 44/226	Rear	2006-07 WK/XK
2005359	Jeep/AMC	Super 44/226	Rear	2006 WK SRT8
2005575	Jeep/AMC	Super 30/186	Front	2007 KA
2005576	Jeep/AMC	Super 30/186	Front	2007 KA
2005577	Jeep/AMC	Super 30/186	Front	2007 KA
2005578	Ford	80/286	Rear	2006 F-350 Pick-up DRW-Full Float w/ABS
2005579	Ford	80/286	Rear	2006 F-350 Pick-up DRW-Full Float w/ABS
2005580	Ford	80/286	Rear	2006 F-350 Chassis DRW Full Float w/ABS
2005581	Ford	80/286	Rear	2006 F-350 Chassis DRW Full Float w/ABS
2005726	Jeep/AMC	Super 44/226	Rear	2006 WK SRT8
2005781	Jeep/AMC	44/216	Front	2004-06 TJ w/ABS
2005796	Jeep/AMC	44/216	Rear	2006 TJ
2005799	Jeep/AMC	44/216	Rear	2005-06 TJ RHD
2005806	Jeep/AMC	44/216	Rear	2005-06 TJ
2005807	Jeep/AMC	44/216	Rear	2005-06 TJ
2005808	Jeep/AMC	44/216	Rear	2005-06 TJ
2005809	Jeep/AMC	44/216	Rear	2005-06 TJ LHD
2005921	Ford	70/267	Rear	2007 E-450 DRW
2006015	Ford	35/198	Front	2006-07 Explorer/Ranger - Non-Disconnect - CV
2006049	Jeep/AMC	Super 30/186	Front	2007 KA
2006050	Jeep/AMC	Super 30/186	Front	2007 KA
2006051	Jeep/AMC	Super 30/186	Front	2007 KA
2006175	Chrysler/Dodge	44/216	Rear	2003 Viper
2006226	Jeep/AMC	30/181	Front	2006 TJ RHD
2006227	Jeep/AMC	30/181	Front	2006 TJ w/ABS
2006228	Jeep/AMC	30/181	Front	2006 TJ w/ABS
2006229	Jeep/AMC	30/181	Front	2006 TJ RHD w/ABS
2006230	Jeep/AMC	35/194	Rear	2006 TJ LHD
2006231	Jeep/AMC	44/216	Rear	2006 TJ LHD
2006232	Jeep/AMC	44/216	Rear	2006 TJ RHD
2006233	Jeep/AMC	44/216	Rear	2006 TJ LHD
2006234	Jeep/AMC	44/216	Rear	2006 TJ RHD w/ABS
2006257	Nissan	Super 44/226	Rear	2007-12 Titan
2006258	Nissan	Super 44/226	Rear	2007-12 Titan
2006259	Nissan	Super 44/226	Rear	2007-12 Titan
2006609	Nissan	Super 44/226	Rear	2006-12 Frontier
2006617	Nissan	Super 44/226	Rear	2006-12 Frontier
2006638	Nissan	Super 44/226	Rear	2006-08 Armada, Titan
2006665	Ford	35/198	Front	2006-11 Explorer/Ranger - Non-Disconnect - CV
2006738	Ford	Super 60/256	Front	2008 6K Monobeam Coil, F-250/F-350
2006754	Nissan	Super 44/226	Rear	2006-12 Xterra
2006755	Nissan	Super 44/226	Rear	2006-12 Frontier
2006756	Nissan	Super 44/226	Rear	2006-12 Frontier
2006770	Jeep/AMC	Super 30/186	Front	2007 JK
2006773	Jeep/AMC	Super 30/186	Front	2007 JK
2006775	Jeep/AMC	44/216	Front	2007 JK
2006777	Jeep/AMC	44/216	Front	2007 JK
2006778	Jeep/AMC	44/216	Front	2007 JK (Dead Front)

Bill of Material Number	Manufacturer	Dana Axle Model	Front/Rear	Application
2006788	Jeep/AMC	Super 44/226	Rear	2007 JK
2006789	Jeep/AMC	Super 44/226	Rear	2007 JK
2006790	Jeep/AMC	Super 44/226	Rear	2007 JK
2006791	Jeep/AMC	Super 44/226	Rear	2007 JK
2006813	Ford	Super 60/256	Front	2005-08 6K Monobeam Coil, F-250/F-350
2006814	Ford	Super 60/256	Front	2005-08 6K Monobeam Coil, F-250/F-350
2006815	Ford	Super 60/256	Front	2006-08 7K Monobeam Coil, F-450/F-550
2006816	Ford	Super 60/256	Front	2005-08 6K/7K Monobeam Coil, Dead Front
2006869	Ford	80/286	Rear	2006-08 F-350 Chassis DRW Full Float w/ABS
2006870	Ford	80/286	Rear	2007-08 F-350 Pick-up DRW-Full Float w/ABS
2006871	Ford	80/286	Rear	2008 F-350 Chassis DRW Full Float w/ABS
2006970	Jeep/AMC	44/216	Front	2006 TJ w/ABS
2007024	Jeep/AMC	Super 44/226	Rear	2007 JK
2007025	Jeep/AMC	Super 44/226	Rear	2007 JK
2007026	Jeep/AMC	Super 44/226	Rear	2007 JK
2007027	Jeep/AMC	Super 44/226	Rear	2007 JK
2007126	Jeep/AMC	Super 30/186	Front	2007 KA
2007127	Jeep/AMC	Super 30/186	Front	2007 KA
2007128	Jeep/AMC	Super 30/186	Front	2007 KA
2007234	Ford	60/248	Rear	2007 E-250 Van SRW - Semi Float w/ABS
2007248	Jeep/AMC	Super 44/226	Rear	2006-07 WK SRT8
2007438	General Motors	Super 70/273	Front	2004-07 GMT 560
2007515	Ford	Super 70/273	Rear	2006-07 E-450 DRW
2007652	Jeep/AMC	Super 30/186	Front	2007 JK
2007653	Jeep/AMC	Super 30/186	Front	2007 JK
2007654	Jeep/AMC	44/216	Front	2007 JK
2007655	Jeep/AMC	44/216	Front	2007 JK
2007656	Jeep/AMC	44/216	Front	2007 JK (Dead Front)
2007693	Ford	35/198	Front	2006-11 Explorer/Ranger - Non-Disconnect - CV
2007742	Ford	60/248	Rear	2009-10 E-150/250 Van - SRW - Semi-Float w/ABS
2007807	Ford	60/248	Rear	2006-07 E-350 SRW - Semi Float - HD w/ABS
2007837	General Motors	60/248	Rear	2008 GMT 610
2007838	General Motors	60/248	Rear	2008 GMT 610
2007839	General Motors	60/248	Rear	2008 GMT 610
2007840	General Motors	60/248	Rear	2008 GMT 610
2007841	General Motors	70GM	Rear	2008 GMT 610
2007842	General Motors	70GM	Rear	2008 GMT 610
2007854	Jeep/AMC	Super 44/226	Rear	2007-08 WK/XK
2008007	Ford	Super 60/256	Front	2007-08 6K Monobeam Coil, F-250/F-350
2008060	Ford	80/286	Rear	2010-11 F53 Motor Home - Chassis - Full Float w/ABS
2008133	General Motors	70GM	Rear	2008 DRW G-Van 30 - 70-3HD
2008190	Ford	Super 60/256	Front	2007-08 7K Monobeam Coil, F-450/F-550
2008191	Ford	Super 60/256	Front	2007-09 6K/7K Monobeam Coil, Dead Front
2008264	Jeep/AMC	Super 30/186	Front	2008 JK
2008265	Jeep/AMC	44/216	Front	2007 JK
2008453	Jeep/AMC	Super 44/226	Rear	2007 WK SRT8
2008491	Jeep/AMC	Super 44/226	Rear	2007 JK
2008492	Jeep/AMC	Super 44/226	Rear	2007 JK
2008493	Jeep/AMC	Super 44/226	Rear	2007-09 JK
2008494	Jeep/AMC	Super 44/226	Rear	2007 JK
2008674	Jeep/AMC	Super 44/226	Rear	2008 JK

Bill of Material Number	Manufacturer	Dana Axle Model	Front/Rear	Application
2008675	Jeep/AMC	Super 44/226	Rear	2008 JK
2008676	Jeep/AMC	Super 44/226	Rear	2008 JK
2008677	Jeep/AMC	Super 44/226	Rear	2008 JK
2008693	Ford	70/267	Rear	2007 E-350 DRW - Full Float
2008756	Jeep/AMC	Super 30/186	Front	2008 JK
2008757	Jeep/AMC	Super 30/186	Front	2008 JK
2008809	Jeep/AMC	Super 44/226	Rear	2008 JK
2009132	General Motors	60/248	Rear	2010 GMT 610
2009133	General Motors	60/248	Rear	2010 GMT 610
2009154	Jeep/AMC	Super 44/226	Rear	2008 WK SRT8
2009200	Ford	60/248	Rear	2007 E-350 Van SRW - Full Float w/ABS
2009572	Jeep/AMC	Super 44/226	Rear	2008 WK SRT8
2009652	Ford	60/248	Front	2008-11 F4000 (4x4) DRW
2009724	Ford	Super 70/273	Rear	2007-09 E-450 DRW
2009732	Ford	70/267	Rear	2008 E-350 DRW - Full Float
2009785	Ford	Super 60/256	Front	2007-08 6K Monobeam Coil, F-250/F-350
2009786	Ford	Super 60/256	Front	2008 6K Monobeam Coil, F-250/F-350
2009787	Ford	Super 60/256	Front	2008 7K Monobeam Coil, F-450/F-550
2009788	Ford	Super 60/256	Front	2008-09 6K/7K Monobeam Coil, Dead Front
2009862	Jeep/AMC	Super 30/186	Front	2007 KA
2009863	Jeep/AMC	Super 30/186	Front	2007 KA
2009864	Jeep/AMC	Super 30/186	Front	2007 KA
2009950	General Motors	60/248	Rear	2008 GMT 610
2009951	General Motors	60/248	Rear	2008 GMT 610
2009952	General Motors	60/248	Rear	2008 GMT 610
2009953	General Motors	60/248	Rear	2008 GMT 610
2009954	General Motors	70GM	Rear	2009 GMT 610
2009955	General Motors	70GM	Rear	2008-09 GMT 610
2009956	General Motors	70GM	Rear	2008 DRW G-Van 30 - 70-3HD
2009957	General Motors	70GM	Rear	2008 DRW G-Van 30 - 70-3HD
2010055	General Motors	70GM	Rear	2009 DRW G-Van 30 - 70-3HD
2010106	Jeep/AMC	Super 30/186	Front	2007-09 KA
2010107	Jeep/AMC	Super 30/186	Front	2007-09 KA
2010108	Jeep/AMC	Super 30/186	Front	2007-09 KA
2010263	Jeep/AMC	Super 44/226	Rear	2008-10 WK SRT8
2010264	Jeep/AMC	Super 44/226	Rear	2008-10 WK/XK
2010360	Jeep/AMC	Super 30/186	Front	2008-09 JK
2010361	Jeep/AMC	Super 30/186	Front	2008 JK
2010362	Jeep/AMC	Super 30/186	Front	2009 JK
2010363	Jeep/AMC	Super 30/186	Front	2009 JK
2010364	Jeep/AMC	44/216	Front	2008 JK
2010365	Jeep/AMC	44/216	Front	2008 JK
2010366	Jeep/AMC	44/216	Front	2008 JK (Dead Front)
2010413	Ford	60/248	Rear	2009-10 E-150/250 Van - SRW - Semi-Float w/ABS
2010449	Ford	60/248	Rear	2008 E-150/250 Van - SRW - Semi-Float w/ABS
2010817	Jeep/AMC	Super 30/186	Front	2007-08 KA
2010818	Jeep/AMC	Super 30/186	Front	2007-08 KA
2010819	Jeep/AMC	Super 30/186	Front	2007-08 KA
2010941	Ford	80/286	Rear	2010-11 F-350 Chassis DRW Full Float w/ABS
2010942	Ford	80/286	Rear	2010-11 F-350 Pick-up DRW-Full Float w/ABS
2010943	Ford	80/286	Rear	2010-11 F-350 Chassis DRW Full Float w/ABS



Bill of Material Number	Manufacturer	Dana Axle Model	Front/Rear	Application
2011146	Ford	70/267	Rear	2008-10 E-350 SRW - Full Float
2011147	Ford	70/267	Rear	2009-10 E-350 DRW - Full Float
2011450	Jeep/AMC	Super 30/186	Front	2008-09 KA
2011451	Jeep/AMC	Super 30/186	Front	2008-09 KA
2011452	Jeep/AMC	Super 30/186	Front	2008-09 KA
2011463	Ford	70/267	Rear	2008-09 E-350 DRW - Full Float
2011581	Ford	Super 60/256	Front	2009 1/2 6K Monobeam Coil, F-250/F-350
2011582	Ford	Super 60/256	Front	2009 1/2 6K Monobeam Coil, F-250/F-350
2011583	Ford	Super 60/256	Front	2009 7K Monobeam Coil, F-450/F-550
2011584	Ford	Super 60/256	Front	2009 6K/7K Monobeam Coil, Dead Front
2011809	Ford	60/248	Rear	2009-10 E-150/250 Van - SRW - Semi-Float w/ABS
2011819	Ford	60/248	Rear	2009-10 E-150/250 Van - SRW - Semi-Float w/ABS
2011820	Ford	60/248	Rear	2009-12 E-250/E-350 SRW - Semi Float - HD w/ABS
2011821	Ford	Super 70/273	Rear	2009-10 E-450 DRW
2011929	Jeep/AMC	Super 30/186	Front	2008 JK
2011939	Jeep/AMC	Super 30/186	Front	2008 JK
2011940	Jeep/AMC	Super 30/186	Front	2008 JK
2011941	Jeep/AMC	Super 30/186	Front	2008 JK
2011942	Jeep/AMC	44/216	Front	2008 JK
2011943	Jeep/AMC	44/216	Front	2008 JK
2011958	Jeep/AMC	Super 44/226	Rear	2008-14 JK
2011959	Jeep/AMC	Super 44/226	Rear	2008-14 JK
2011960	Jeep/AMC	Super 44/226	Rear	2008-11 JK
2011961	Jeep/AMC	Super 44/226	Rear	2008-14 JK
2011962	Jeep/AMC	Super 44/226	Rear	2008-14 JK
2011963	Jeep/AMC	Super 44/226	Rear	2011-14 JK
2012029	Ford	80/286	Rear	2009-10 F-350 Chassis DRW Full Float w/ABS
2012030	Ford	80/286	Rear	2009 F-350 Pick-up DRW-Full Float w/ABS
2012133	Jeep/AMC	Super 30/186	Front	2009 JK
2012134	Jeep/AMC	Super 30/186	Front	2009 JK
2012135	Jeep/AMC	Super 30/186	Front	2008 JK
2012136	Jeep/AMC	Super 30/186	Front	2009 JK
2012137	Jeep/AMC	44/216	Front	2008 JK
2012138	Jeep/AMC	44/216	Front	2009 JK
2012139	Jeep/AMC	44/216	Front	2008 JK (Dead Front)
2012199	Ford	80/286	Rear	2009 F-350 Chassis DRW Full Float w/ABS
2012290	Ford	Super 60/256	Front	2010 6K Monobeam Coil, F-250/F-350
2012292	Ford	Super 60/256	Front	2010 7K Monobeam Coil, F-450/F-550
2013087	Ford	Super 70/273	Rear	2009-10 E-450 DRW
2013128	Ford	70/267	Rear	2010-12 E-350 SRW - Full Float
2013129	Ford	70/267	Rear	2010-12 E-350 DRW Chassis - Full Float
2013388	Jeep/AMC	Super 30/186	Front	2010-11 JK
2013389	Jeep/AMC	Super 30/186	Front	2010-11 JK
2013390	Jeep/AMC	44/216	Front	2010-11 JK
2013391	Jeep/AMC	44/216	Front	2009 JK
2013392	Jeep/AMC	44/216	Front	2009 JK (Dead Front)
2013714	Ford	60/248	Rear	2010 E-350 SRW - Semi Float - HD w/ABS
2013723	Ford	60/248	Rear	2010 E-150/250 Van - SRW - Semi-Float w/ABS
2013724	Ford	60/248	Rear	2010 E-150/250 Van - SRW - Semi-Float w/ABS
2013725	Ford	60/248	Rear	2010 E-150/250 Van - SRW - Semi-Float w/ABS
2013726	Ford	60/248	Rear	2010-12 E-150/250 Van - SRW - Semi-Float w/ABS

Bill of Material Number	Manufacturer	Dana Axle Model	Front/Rear	Application
2013727	Ford	Super 70/273	Rear	2010-16 E-450 DRW
2013805	Ford	Super 70/273	Rear	2010-11 E-450 DRW
2013831	Ford	80/286	Rear	2010-12 F-350 Chassis DRW Full Float w/ABS
2013832	Ford	80/286	Rear	2010-12 F-350 Pick-up DRW-Full Float w/ABS
2013833	Ford	80/286	Rear	2010-12 F-350 Chassis DRW Full Float w/ABS
2013916	Ford	Super 60/256	Front	2009-10 6K Monobeam Coil, F-250/F-350
2013917	Ford	Super 60/256	Front	2009-10 7K Monobeam Coil, F-450/F-550
2013918	Ford	Super 60/256	Front	2010 6K/7K Monobeam Coil, Dead Front
2013981	Ford	Super 60/256	Front	2010-12 6K Monobeam Coil, F-250/F-350
2013982	Ford	Super 60/256	Front	2010-12 6K Monobeam Coil, F-250/F-350
2013983	Ford	Super 60/256	Front	2010-12 6K Monobeam Coil, F-250/F-350
2013984	Ford	Super 60/256	Front	2010-12 7K Monobeam Coil, F-450/F-550
2013985	Ford	Super 60/256	Front	2011-12 6K/7K Monobeam Coil, Dead Front
2014038	Ford	Super 60/256	Front	2010 6K Monobeam Coil, F-250/F-350
2014039	Ford	Super 60/256	Front	2010 7K Monobeam Coil, F-450/F-550
2014718	Jeep/AMC	44/216	Front	2011 JK
2014979	Ford	60/248	Rear	2011-13 E-150/250 Van - SRW - Semi-Float w/ABS
2014980	Ford	60/248	Rear	2011-13 E-150/250 Van - SRW - Semi-Float w/ABS
2014981	Ford	60/248	Rear	2011-13 E-350 SRW - Semi Float - HD w/ABS
2015183	Jeep/AMC	Super 30/186	Front	2011 JK
2015184	Jeep/AMC	Super 30/186	Front	2011 JK
2015185	Jeep/AMC	44/216	Front	2011 JK
2015186	Jeep/AMC	44/216	Front	2011 JK
2015388	Jeep/AMC	Super 44/226	Rear	2012 JK
2015389	Jeep/AMC	Super 44/226	Rear	2012 JK
2015394	Jeep/AMC	Super 30/186	Front	2012 JK
2015395	Jeep/AMC	Super 30/186	Front	2012 JK
2015396	Jeep/AMC	44/216	Front	2012 JK
2015397	Jeep/AMC	44/216	Front	2012 JK
2015714	Jeep/AMC	Super 30/186	Front	2010-11 KA
2015887	Ford	80/286	Rear	2011-12 F53 Motor Home - Chassis - Full Float w/ABS
2015892	Ford	Super 60/256	Front	2013-15 6K Monobeam Coil, F-250/F-350
2015893	Ford	Super 60/256	Front	2013-15 6K Monobeam Coil, F-250/F-350
2015894	Ford	Super 60/256	Front	2013-15 6K Monobeam Coil, F-250/F-350
2016167	Ford	80/286	Rear	2012-15 F53 Motor Home - Chassis - Full Float w/ABS
2016470	Jeep/AMC	Super 44/226	Rear	2012 JK
2016471	Jeep/AMC	Super 44/226	Rear	2012 JK
2017385	Ford	80/286	Rear	2013-14 F-350 Chassis DRW Full Float w/ABS
2017386	Ford	80/286	Rear	2013-14 F-350 Pick-up DRW-Full Float w/ABS
2017387	Ford	80/286	Rear	2013-14 F-350 Chassis DRW Full Float w/ABS
2017660	IHC	Super 70/273	Front	2013-14 Transtar
2017913	Ford	Super 60/256	Front	2013-15 7K Monobeam Coil, F-450/F-550
2017914	Ford	Super 60/256	Front	2013-15 6K/7K Monobeam Coil, Dead Front
2018180	Jeep/AMC	Super 30/186	Front	2012-14 JK
2018181	Jeep/AMC	Super 30/186	Front	2012-14 JK
2018182	Jeep/AMC	44/216	Front	2012-14 JK
2018183	Jeep/AMC	44/216	Front	2012-14 JK
2018259	Jeep/AMC	Super 30/186	Front	2011 KA
2018260	Jeep/AMC	Super 30/186	Front	2011 KA
2018261	Jeep/AMC	Super 30/186	Front	2012 KA
2018424	DANA	44/226CRATE	Rear	2012 Dana Crate Axle

Bill of Material Number	Manufacturer	Dana Axle Model	Front/Rear	Application
2018444	DANA	60/248CRATE	Rear	2012 Dana Crate Axle
2018708	Ford	Super 60/256	Front	2013 6K Monobeam Coil, F-250/F-350
2018709	Ford	Super 60/256	Front	2013 6K Monobeam Coil, F-250/F-350
2018710	Ford	Super 60/256	Front	2013 6K Monobeam Coil, F-250/F-350
2018711	Ford	Super 60/256	Front	2013 7K Monobeam Coil, F-450/F-550
2018712	Ford	Super 60/256	Front	2013 6K/7K Monobeam Coil, Dead Front
2021721	Ford	60/248	Rear	2013 E-350 SRW - Semi Float - HD w/ABS
2022136	Ford	80/286	Rear	2015 F-350 Chassis DRW Full Float w/ABS
2022137	Ford	80/286	Rear	2015 F-350 Pick-up DRW-Full Float w/ABS
2022138	Ford	80/286	Rear	2015 Chassis Cab Ambulance
603470	Jeep/AMC	60/248	Rear	1979 J20 Pickup
603643	Chrysler/Dodge	60/248	Front	1979-80 D-600
603647	Chrysler/Dodge	60/248	Rear	1979 D-200 & W-200 HD
603651	Chrysler/Dodge	70/267	Rear	1979 M-300 & M-400 Motor Home (2pc Std Case)
603652	Chrysler/Dodge	70/267	Rear	1979 M-500 Motor Home
603653	Chrysler/Dodge	70/267	Rear	1979-83 P-300
603683	Jeep/AMC	44/216	Front	1978-79 Wagoneer / Cherokee
603685	Jeep/AMC	44/216	Front	1978-79 J10, J20, Honcho, Cherokee Wide Track
603695	Chrysler/Dodge	70/267	Rear	1979 D-300/400 & W-300/400
603696	Chrysler/Dodge	70/267	Rear	1979 D-300 Sweptline
603702	General Motors	60/248	Rear	1979 DRW G-Van 146" WB - Full Float
603703	General Motors	70/267	Rear	1979 G-300 146" WB - 70B
603704	General Motors	70/267	Rear	1979 C-30 Dual Wheel - 70HD
603725	Ford	60/248	Rear	1979 F-250 Crew Cab - Full Float
603732	Jeep/AMC	30/181	Front	1978 CJ5/CJ7 - External Type Wheel End
603815	Jeep/AMC	44/216	Rear	1977-79 Cherokee Chief (STD Transfer Case)
603816	Jeep/AMC	44/216	Rear	1977-79 Wagoneer & Cherokee (STD Transfer Case)
603817	Jeep/AMC	44/216	Rear	1977-79 Wagoneer & Cherokee (Quadra-Trac Transfer Case)
603818	Jeep/AMC	44/216	Rear	1977-79 Cherokee Chief Quadra-Trac
603820	Jeep/AMC	44/216	Rear	1977-80 Post Office Dispatcher
603831	Chrysler/Dodge	60/248	Rear	1979 Rail Maintenance
603841	Chrysler/Dodge	70/267	Rear	1979 WM-300
603884	General Motors	60/248	Rear	1979 DRW G-Van 125" WB - Full Float
603901	Ford	60/248	Rear	1979 F-250 4X4 - Full Float
603909	Ford	70/267	Rear	1980 Ambulance - 70HD
603916	Chrysler/Dodge	70/267	Rear	1979-84 CB-400 & MB-400
603917	Chrysler/Dodge	60/248	Rear	1979 D-200 & BD-600
603918	Chrysler/Dodge	70/267	Rear	1979-84 CB-300 HD & MB-400 HD
603919	Chrysler/Dodge	60/248	Rear	1979 MD-300 Dual Wheel HD
603920	Chrysler/Dodge	60/248	Rear	1979 B-300 Maxivan HD
603925	Ford	61/248	Rear	1979 F-250 4X2 - Full Float
603926	Ford	60/248	Rear	1979 F-250 4X2 - Full Float
603929	General Motors	70/267	Rear	1979 P-300 Motor Home - 70HD
603930	Jeep/AMC	60/248	Rear	1978-79 J20 Pickup
603932	Ford	61/248	Rear	1979-80 E-250 - Full Float
603934	Ford	70/267	Rear	1979-80 E-350 Van - 70B
603935	Ford	70/267	Rear	1979 F-350 Pick-Up - 70B
603936	Ford	70/267	Rear	1979-80 F-350 U-Haul - 70B
603937	Ford	70/267	Rear	1979 F-350 Chassis - 70B
603938	Ford	70/267	Rear	1979 E-350 Chassis - 70B
603940	Ford	70/267	Rear	1979-80 E-350 Chassis - 70HD

Bill of Material Number	Manufacturer	Dana Axle Model	Front/Rear	Application
603941	Jeep/AMC	44/216	Rear	1979 J10 & Honcho Truck
603943	Ford	60/248	Rear	1980-81 F-250 3/4 Ton 4X2, 4X4 Pick-Up - Semi Float
603944	Ford	61/248	Rear	1980 F-350 4X2 Chassis - Full Float
603946	Ford	61/248	Rear	1980-81 F-250 4X2 - Semi Float
603947	Ford	61/248	Rear	1980 F-350 4X2, 4X4 Pick Up - Full Float
603949	Ford	70/267	Rear	1980 F-350 Big Dooley - 70HD
603955	Chrysler/Dodge	70/267	Rear	1979-83 WM-300
603962	Ford	70/267	Rear	1980 F-350 Chassis - 70B
603967	General Motors	44/216	Rear	1980 Corvette
603970	General Motors	70/267	Rear	1979 P-300 UPS - 70HD
603971	Chrysler/Dodge	60/248	Rear	1979-84 High Performance Racing Axle (semi-float)
603972	Chrysler/Dodge	60/248	Rear	1979-84 High Performance Racing Axle (semi-float)
603973	Ford	44/216	Rear	1979 F-100/150
603980	Jeep/AMC	60/248	Rear	1980-81 1/2 J20 Pickup
603982	Chrysler/Dodge	60/248	Rear	1979 D-200, W-200 & D-600
603987	General Motors	70/267	Rear	1979 P-300 UPS - 70HD
603989	Chrysler/Dodge	60/248	Rear	1980-88 1/2 D-200, W-200 & D-600
603990	Chrysler/Dodge	60/248	Rear	1980-84 C-300 & B-300 MB-300 HD
603992	Chrysler/Dodge	60/248	Rear	1980-82 D-200 & W-200 HD
603993	Chrysler/Dodge	60/248	Rear	1980-84 MB-300 Dual Wheel HD
603994	Chrysler/Dodge	60/248	Rear	1980-88 1/2 B-300 Maxivan HD
603995	Chrysler/Dodge	70/267	Rear	1980-84 D-300/400 & W-300/400
603997	Chrysler/Dodge	70/267	Rear	1980-83 M-300 & M-400 Motor Home (2pc Std Case)
603998	Chrysler/Dodge	70/267	Rear	1980-83 M-500 Motor Home
605000	General Motors	60/248	Rear	1980-82 DRW G-Van 125" WB - Full Float
605001	General Motors	60/248	Rear	1980-82 DRW G-Van 146" WB - Full Float
605002	General Motors	70/267	Rear	1980-82 G-300 146" WB - 70B
605003	General Motors	70/267	Rear	1980-81 C-30 Dual Wheel - 70HD
605004	General Motors	70/267	Rear	1980-81 P-300 Motor Home - 70HD
605005	General Motors	70/267	Rear	1980-81 P-300 UPS - 70HD
605020	Ford	60/248	Rear	1980 1/2 E-250 - Full Float
605022	Ford	61/248	Rear	1981-83 E-350 DRW Chassis - Full Float
605030	Ford	61/248	Rear	1981 E-250 Van - Semi Float
605031	Ford	60/248	Rear	1981-81 1/2 E-250 Van - Semi Float
605038	Ford	70/267	Rear	1981-83 F-350 Chassis DSO Dual Wheel - 70B
605039	Ford	61/248	Rear	1981-83 F-350 Chassis - Full Float
605040	Ford	61/248	Rear	1981-83 F-350 - Full Float
605042	Ford	70/267	Rear	1981-82 E-350 Chassis - 70B
605043	General Motors	70/267	Rear	1985-89 P-300 UPS - 70HD
605044	Ford	70/267	Rear	1981-83 F-350 Heavy Duty Chassis - 70HD
605045	Ford	70/267	Rear	1981-83 F-350 Dual Wheel - 70HD
605053	Ford	70/267	Rear	1981-85 E-350 DSO - 70HD
605054	Ford	70/267	Rear	1981-83 F-350 U-Haul - 70B
605055	Ford	70/267	Rear	1981-82 F-350 DSO Ambulance - 70HD
605056	Ford	61/248	Rear	1981-83 E-350 School Bus - Full Float
605057	Ford	70/267	Rear	1981-82 E-350 School Bus - 70B
605062	General Motors	44/216	Rear	1981-83 Corvette
605064	Ford	61/248	Rear	1981 E-250 Van - Full Float
605068	General Motors	70/267	Rear	1980-81 P-300 Motor Home - 70HD
605079	Jeep/AMC	60/248	Rear	1982-85 J20 Pickup
605080	Ford	70/267	Rear	1981 1/2-83 E-350 DSO - 70B



Bill of Material Number	Manufacturer	Dana Axle Model	Front/Rear	Application
605082	Chrysler/Dodge	60/248	Rear	1983-84 D-300 HD
605086	Ford	60/248	Rear	1982-83 F-250 - Semi Float
605087	Ford	61/248	Rear	1982 F-250 - Semi Float
605088	Ford	61/248	Rear	1982-83 E-250 Van - Semi Float
605089	Ford	60/248	Rear	1982-83 E-250 Van - Semi Float
605096	General Motors	70/267	Rear	1981 1/2 P-300 UPS - 70HD
605099	General Motors	70/267	Rear	1982-84 C/K-30 - 70HD
605101	Ford	70/267	Rear	1981 1/2-83 E-350 DSO - 70HD
605103	Jeep/AMC	44/216	Rear	1982-84 CJ10
605104	Jeep/AMC	60/248	Rear	1982 1/2-84 CJ10
605114	Ford	70/267	Rear	1982 1/2-83 E-350 DSO Chassis - 70U
605115	Ford	70/267	Rear	1983 E-350 DSO Chassis - 70U
605117	General Motors	70/267	Rear	1982 1/2-87 P-30 Motor Home/Disc Brakes - 70HD
605118	Ford	70/267	Rear	1982 1/2-83 F-350 DSO Wide Track - 70HD
605132	General Motors	60/248	Rear	1983 DRW G-Van 125" WB - Full Float
605133	General Motors	60/248	Rear	1983 DRW G-Van 146" WB - Full Float
605134	General Motors	70/267	Rear	1983 G-300 146" WB - 70B
605138	Ford	70/267	Rear	1982 1/2-83 1/2 F-350 DSO Ambulance - 70HD
605139	Ford	70/267	Rear	1982 1/2-83 E-350 DSO - 70B
605143	Ford	70/267	Rear	1983 1/2 E-350 DSO - 70B
605145	Ford	60/248	Rear	1983 1/2 F-350 Pick-Up - Semi Float
605146	Ford	60/248	Rear	1983 1/2 F-350 Chassis - Semi Float
605154	Ford	61/248	Rear	1983 1/2 F-350 Pick-Up - Semi Float
605156	Ford	61/248	Rear	1983 1/2 F-350 Chassis - Semi Float
605158	Chrysler/Dodge	70/267	Rear	1985-90 1/2 Israel Aircraft
605169	Ford	60/248	Rear	1983 1/2-85 F-250 - Semi Float
605170	Ford	70/267	Rear	1984-85 F-350 6 Wheeler - 70HD
605172	General Motors	36/200	Rear	1984 Corvette
605175	Ford	70/267	Rear	1983 1/2 F-350 Chassis - 70U
605176	Ford	70/267	Rear	1983 1/2-85 F-350 Heavy Duty Chassis - 70HD
605178	Ford	61/248	Rear	1983 1/2 E-250 Van - Semi Float
605179	Ford	60/248	Rear	1983 1/2 E-250 Van - Semi Float
605180	General Motors	36/200	Rear	1984 Corvette
605192	Chrysler/Dodge	70/267	Rear	1984-85 D-300/D-450 Sweptline & D-350 & W-350
605196	Jeep/AMC	60/248	Rear	1985 AM 720
605197	Ford	61/248	Rear	1984-85 F-350 - Full Float
605198	Ford	61/248	Rear	1984-85 F-350/350 Chassis
605200	General Motors	60/248	Rear	1985-86 DRW G-Van 125" WB - Full Float
605201	General Motors	60/248	Rear	1985-89 DRW G-Van 146" WB - Full Float
605202	General Motors	70/267	Rear	1984-89 DRW G-Van 146" WB - 70U
605203	General Motors	70/267	Rear	1984-86 C/K-30 & R/V-30 - 70HD
605204	Ford	70/267	Rear	1983 1/2-85 F-350 Pick-Up - 70U
605205	Ford	70/267	Rear	1983 1/2-85 F-350 Chassis - 70U
605206	Ford	70/267	Rear	1983 1/2 F-350 U-Haul - 70U
605207	Ford	70/267	Rear	1983 1/2-85 F-350 DSO Ambulance - 70HD
605208	Ford	70/267	Rear	1984-85 F-350 Chassis - 70U
605211	Ford	60/248	Rear	1984-85 E-250 Van - Semi Float
605212	Ford	61/248	Rear	1984-85 E-350 Van SRW - Full Float
605213	Ford	70/267	Rear	1984-85 E-350 Chassis - 70U
605214	Chrysler/Dodge	70/267	Rear	1985 D-300 & D-400 & D-700
605215	Chrysler/Dodge	70/267	Rear	1985 D-300

Bill of Material Number	Manufacturer	Dana Axle Model	Front/Rear	Application
605218	General Motors	44/216	Rear	1984-85 F-Car
605220	General Motors	44/216	Rear	1985-87 Corvette
605222	Chrysler/Dodge	60/248	Rear	1985-88 1/2 B-300 (Van)
605224	Chrysler/Dodge	60/248	Rear	1985-85 1/2 D-200 & BD-600
605225	Chrysler/Dodge	60/248	Rear	1985-88 1/2 D-200 HD & D-300 HD
605235	Chrysler/Dodge	70/267	Rear	1985-88 1/2 Front Section Motor Home
605236	Jeep/AMC	44/216	Rear	1985 CJ10
605237	Jeep/AMC	60/248	Rear	1985 CJ10
605239	General Motors	36/200	Rear	1984-86 Corvette
605242	Jeep/AMC	70/267	Rear	1985 CJ 10A Military
605244	Ford	61/248	Rear	1985 F-350 - Full Float
605246	Ford	70/267	Rear	1985 F-350 Chassis - 70U
605247	Ford	70/267	Rear	1985 F-350 Chassis - 70U
605248	Ford	70/267	Rear	1985 F-350 Chassis - 70U
605249	Ford	70/267	Rear	1985 F-350 Heavy Duty Chassis - 70HD
605250	Ford	70/267	Rear	1985 F-350 6 Wheeler - 70HD
605251	Ford	60/248	Rear	1985 E-250 Van SRW - Semi Float
605252	Ford	61/248	Rear	1985-86 E-350 Van - Full Float
605253	Ford	70/267	Rear	1985-86 E-350 Chassis - 70U
605254	Ford	60/248	Rear	1985 F-250 - Semi Float
605255	Ford	70/267	Rear	1985-87 F-350 DSO Ambulance - 70HD
605260	General Motors	36/200	Rear	1985-87 Corvette
605267	Ford	30/181	Rear	1985 1A Aerostar Van
605268	General Motors	60/248	Rear	1986-89 DRW G-Van 125" WB - Full Float
605269	Chrysler/Dodge	70/267	Rear	1985 1/2 D-300 & D-400 & D-500 & D-600
605270	Chrysler/Dodge	70/267	Rear	1985 1/2 D-300 & D-400 & D-500 & D-600
605273	Ford	30/181	Rear	1986-88 1A Aerostar Van
605285	Jeep/AMC	44/216	Rear	1986 Grand Wagoneer
605286	Jeep/AMC	44/216	Rear	1986 J10 Pickup
605287	Jeep/AMC	44/216	Rear	1986 XJ Metric Ton Truck
605289	Jeep/AMC	44/216	Rear	1986 CJ7
605290	Jeep/AMC	35/194	Rear	1986 XJ Utility
605291	Jeep/AMC	60/248	Rear	1986-88 J20 Pickup
605292	Jeep/AMC	35/194	Rear	1986 XJ Truck
605293	Jeep/AMC	35/194	Rear	1986 XJ Utility
605294	Jeep/AMC	35/194	Rear	1986 XJ Pickup
605295	Jeep/AMC	35/194	Rear	1987-89 YJ
605298	Ford	60/248	Rear	1986-88 E-250 Van SRW - Semi Float
605299	Ford	61/248	Rear	1987 E-350 Van - Full Float
605300	Ford	70/267	Rear	1987-88 E-350 Chassis - DRW - 70U
605302	General Motors	70/267	Rear	1988-90 SRW G-Van 30 - 70-3HD
605303	Ford	80/286	Rear	1988 F-350 Super Duty
605305	General Motors	70/267	Rear	1987 SRW C-30 - 70-3HD
605310	General Motors	70/267	Rear	1988-89 DRW G-Van 30 - 70-3HD
605311	Chrysler/Dodge	70/267	Rear	1987-90 1/2 D-200 & D-300 & D-600 & D-700 w/ABS
605312	Chrysler/Dodge	70/267	Rear	1989-90 1/2 D-200 & D-300 & D-600 & D-700 w/ABS
605313	Chrysler/Dodge	70/267	Rear	1987-90 D-300 & D-700 w/ABS
605315	Jeep/AMC	35/194	Rear	1985 1/2 XJ Utility
605316	Jeep/AMC	35/194	Rear	1985 1/2 XJ Utility
605321	General Motors	36/200	Rear	1988-90 Corvette
605322	General Motors	44/216	Rear	1989 1/2-90 Corvette

Bill of Material Number	Manufacturer	Dana Axle Model	Front/Rear	Application
605323	Jeep/AMC	35/194	Rear	1987-89 XJ Utility
605324	Jeep/AMC	35/194	Rear	1987-89 XJ Pickup
605325	Jeep/AMC	44/216	Rear	1987-93 1/2 XJ Metric Ton Truck, XJ HD Truck
605329	Jeep/AMC	44/216	Rear	1987-92 Grand Wagoneer
605330	Jeep/AMC	44/216	Rear	1987-88 J10 Pickup
605331	General Motors	70/267	Rear	1987-91 1/2 R/V-30 - 70HD
605337	Ford	70/267	Rear	1988 1/2-89 E-350 U-Haul Chassis - 70HD
605339	Jeep/AMC	44/216	Rear	1988 1/2-96 1/2 YJ
605342	Jeep/AMC	44/216	Rear	1987-87 1/2 XJ Utility
605344	Ford	70/267	Rear	1987 1/2 E-350 Chassis - DRW - 70HD
605345	General Motors	70/267	Rear	1987 1/2-89 SRW C-30 - 70-3HD
605346	General Motors	70/267	Rear	1987 1/2-89 SRW K-30 - 70-3HD
605351	Jeep/AMC	35/194	Rear	1988-89 XJ Utility, Trailer Tow w/ABS
605352	Ford	70/267	Rear	1987 1/2 E-350 Chassis - DRW - 70U
605355	Ford	60/248	Rear	1988 E-350 Van SRW - Full Float
605361	General Motors	70/267	Rear	1988 P-30 Motor Home/Disc Brakes - 70HD
605363	General Motors	70/267	Rear	1988-89 P-30 Motor Home/Disc Brakes - 70HD
605365	General Motors	44/216	Rear	1988-89 Corvette
605368	Chrysler/Dodge	60/248	Rear	1989-90 1/2 D-300 & D-700 HD w/ABS
605370	Chrysler/Dodge	60/248	Rear	1989-93 1/2 D-200 HD & D-600 HD w/ABS
605371	Chrysler/Dodge	60/248	Rear	1989-93 1/2 D-200 HD & D-600 HD w/ABS
605373	Chrysler/Dodge	70/267	Rear	1989-90 D-300 & D-700 w/ABS
605386	Chrysler/Dodge	70/267	Rear	1988-90 1/2 Front Section Motor Home
605387	Jeep/AMC	35/194	Rear	1988 1/2-89 XJ Utility, I-6 Automatic
605388	Jeep/AMC	44/216	Rear	1987-87 1/2 XJ Utility
605389	Jeep/AMC	35/194	Rear	1988 1/2-89 XJ Utility, Trailer Tow
605391	General Motors	70/267	Rear	1988-89 P-30 Motor Home/Disc Brakes - 70HD
605397	General Motors	70/267	Rear	1988-89 DRW C/K-30 - 70-3HD
605400	Ford	80/286	Rear	1989 F-350 Super Duty
605403	General Motors	60/248	Rear	1990 DRW G-Van 146" WB - Full Float
605405	General Motors	60/248	Rear	1990 DRW G-Van 125" WB - Full Float
605407	Chrysler/Dodge	70/267	Rear	1989-90 D-300
605408	Chrysler/Dodge	70/267	Rear	1989 D-300 Wide Track w/ABS
605412	Ford	70/267	Rear	1989 E-350 Chassis - DRW - 70U
605413	Ford	60/248	Rear	1989 E-350 Van SRW - Full Float
605414	Ford	60/248	Rear	1989 E-250 Van SRW - Semi Float
605415	General Motors	70/267	Rear	1989 1/2 P-300 UPS - 70HD
605416	Jeep/AMC	35/194	Rear	1990-90 1/2 XJ Utility
605417	General Motors	44/216	Rear	1990-90 1/2 Corvette
605418	General Motors	70/267	Rear	1989 1/2 G-Van Extended - 70-3HD
605419	Ford	60/248	Rear	1990-91 1/2 E-250 Van SRW - Semi Float w/ABS
605420	Ford	60/248	Rear	1990-91 1/2 E-250 Van SRW - Full Float w/ABS
605421	Ford	70/267	Rear	1990-91 1/2 E-350 Chassis - DRW - 70U w/ABS
605423	Jeep/AMC	35/194	Rear	1990-90 1/2 YJ
605425	Jeep/AMC	35/194	Rear	1990-90 1/2 MJ Pickup
605427	Jeep/AMC	35/194	Rear	1990-91 1/2 XJ Utility, Trailer Tow w/ABS
605429	Ford	80/286	Rear	2002 F-350 Super Duty
605434	Ford	30/181	Rear	1989 1/2 1A Aerostar Van
605437	Ford	70/267	Rear	1989-90 1/2 E-350 Motor Home - 70U
605438	Ford	70/267	Rear	1989-90 E-350 Motor Home - 70HD
605440	Chrysler/Dodge	60/248	Rear	1989-94 1/2 B-300 HD w/ABS

Bill of Material Number	Manufacturer	Dana Axle Model	Front/Rear	Application
605441	Chrysler/Dodge	60/248	Rear	1989 B-300 Maxivan HD
605443	Jeep/AMC	35/194	Rear	1990-90 1/2 XJ Utility, I-6 Automatic
605444	Jeep/AMC	35/194	Rear	1990-90 1/2 XJ Utility, Trailer Tow
605445	Ford	80/286	Rear	1990-91 1/2 F-350 Super Duty
605449	General Motors	70/267	Rear	1990-91 1/2 SRW G-Van 30 - 70-3HD
605452	General Motors	70/267	Rear	1990 DRW G-Van 146" WB - 70U
605453	General Motors	70/267	Rear	1990 DRW G-Van 30 - 70-3HD
605454	General Motors	70/267	Rear	1990-91 1/2 G-Van Extended - 70-3HD
605455	Jeep/AMC	35/194	Rear	1988-89 XJ Pickup
605456	General Motors	70/267	Rear	1989 1/2-90 P-30 Motor Home/Disc Brakes - 70HD
605457	General Motors	70/267	Rear	1989 1/2-90 P-30 Motor Home/Disc Brakes - 70HD
605461	Ford	80/286	Rear	1992-93 1/2 F-450 Chassis-DRW-Full Float
605470	General Motors	70/267	Rear	1990 P-300 UPS - 70HD
605471	Ford	70/267	Rear	1990-91 1/2 E-350 Motor Home - 70HD w/ABS
605475	Jeep/AMC	35/194	Rear	1993-94 ZJ w/ABS
605480	Ford	70/267	Rear	1990-91 1/2 E-350 U-Haul Chassis - 70HD w/ABS
605483	Jeep/AMC	35/194	Rear	1990-92 1/2 XJ Utility
605484	Jeep/AMC	35/194	Rear	1990-92 1/2 XJ Utility, I-6 Automatic
605485	Jeep/AMC	35/194	Rear	1990-92 1/2 XJ Utility, Trailer Tow
605487	Ford	60/248	Rear	1992-93 1/2 E-350 Van SRW - Full Float w/ABS
605488	Ford	70/267	Rear	1992 E-350 Chassis - DRW - 70U w/ABS
605489	Chrysler/Dodge	70/267	Rear	1990 1/2 Air Force Tow Vehicle w/ABS
605490	General Motors	36/200	Rear	1990 1/2-96 1/2 Corvette
605491	General Motors	44/216	Rear	1990-96 1/2 Corvette
605492	General Motors	44/216	Rear	1990 1/2 Corvette
605493	General Motors	70/267	Rear	1990 1/2-92 1/2 P-300 UPS - 70HD
605494	General Motors	70/267	Rear	1991-93 1/2 70HD
605495	General Motors	60/248	Rear	1990 1/2-91 1/2 DRW G-Van 146" WB - Full Float
605496	General Motors	60/248	Rear	1990 1/2-91 1/2 DRW G-Van 125" WB - Full Float
605497	General Motors	70/267	Rear	1990 1/2-91 1/2 DRW G-Van 146" WB - 70U
605498	General Motors	70/267	Rear	1990 1/2-91 1/2 DRW G-Van 30 - 70-3HD
605499	General Motors	80/286	Rear	1992 Motor Home/Disc Brakes - 80
605500	Jeep/AMC	35/194	Rear	1991-93 1/2 MJ Pickup
605501	Ford	70/267	Rear	1991-91 1/2 Continental Bakery Chassis - 70U w/ABS
605502	Jeep/AMC	35/194	Rear	1991-93 1/2 YJ
605507	Jeep/AMC	35/194	Rear	1993-94 ZJ T/Tow w/ABS
605508	Chrysler/Dodge	70/267	Rear	1991-93 1/2 D-200 & D-300 & D-600 & D-700 w/ABS
605509	Chrysler/Dodge	70/267	Rear	1991-93 1/2 D-200 & D-300 & D-600 & D-700 w/ABS
605510	Chrysler/Dodge	70/267	Rear	1991-93 1/2 D-300 & D-700 w/ABS
605511	Chrysler/Dodge	70/267	Rear	1991-93 1/2 D-300 & D-700 w/ABS
605512	Chrysler/Dodge	70/267	Rear	1991-93 1/2 D-300 Wide Track w/ABS
605513	Chrysler/Dodge	70/267	Rear	1987-93 D-300 Wide Track w/ABS
605514	Chrysler/Dodge	70/267	Rear	1991-93 1/2 Air Force Tow Vehicle w/ABS
605516	Chrysler/Dodge	60/248	Rear	1991-94 B-300 Maxivan w/ABS
605517	Chrysler/Dodge	60/248	Rear	1991-95 1/2 D-300 & D-700 HD w/ABS
605518	Ford	70/267	Rear	1990-91 1/2 UPS Chassis - 70U w/ABS
605522	Chrysler/Dodge	70/267	Rear	1991-93 1/2 D-300 & D-400 & D-500 & D-600 & D-700 w/ABS
605524	General Motors	80/286	Rear	1992 1/2-93 1/2 GMT 455 - 80
605525	Jeep/AMC	35/194	Rear	1992-93 1/2 YJ w/ABS
605526	General Motors	80/286	Rear	1992 1/2-93 1/2 P-Truck - 80
605527	General Motors	80/286	Rear	1992 1/2-93 1/2 P-Truck - 80



Bill of Material Number	Manufacturer	Dana Axle Model	Front/Rear	Application
605528	Jeep/AMC	35/194	Rear	1993-93 1/2 YJ w/ABS
605529	Chrysler/Dodge	44/216	Rear	1993 1/2 Viper
605534	Jeep/AMC	35/194	Rear	1992 1/2-93 1/2 XJ Utility
605535	Jeep/AMC	35/194	Rear	1992 1/2-93 1/2 XJ Utility
605536	Jeep/AMC	35/194	Rear	1992 1/2-93 1/2 XJ Utility
605537	Ford	70/267	Rear	1992 Continental Bakery Chassis - 70U w/ABS
605538	Ford	70/267	Rear	1992-93 1/2 E-350 Motor Home - 70HD w/ABS
605539	Ford	70/267	Rear	1992-93 1/2 E-350 U-Haul Chassis - 70HD w/ABS
605540	Ford	70/267	Rear	1992-92 1/2 UPS Chassis - 70U w/ABS
605541	Jeep/AMC	35/194	Rear	1992-93 1/2 YJ w/ABS
605547	Chrysler/Dodge	70/267	Rear	1991-93 1/2 D-300 & D-400 & D-500 & D-600 & D-700 w/ABS
605556	Ford	60/248	Rear	1992 E-250 Van SRW - Semi Float w/ABS
605558	General Motors	44/216	Rear	1992 1/2-94 F-Car
605559	General Motors	70/267	Rear	1993-94 P-300 UPS - 70HD
605564	Jeep/AMC	35/194	Rear	1992-93 1/2 YJ w/ABS
605567	Ford	70/267	Rear	1992 1/2-93 1/2 E-350 Chassis - DRW - 70U w/ABS
605569	Ford	60/248	Rear	1993-95 E-250 Van SRW - Semi Float
605575	General Motors	80/286	Rear	1993-93 1/2 GMT 455 - 80
605578	Ford	70/267	Rear	1992 1/2-93 1/2 E-350 SRW Cutaway, Wide Track 70 2U
605579	Jeep/AMC	35/194	Rear	1993-94 XJ Utility w/ABS
605583	Ford	70/267	Rear	1992 1/2-93 1/2 Continental Bakery Chassis - 70U w/ABS
605584	Ford	70/267	Rear	1992 1/2-93 1/2 UPS Chassis - 70U w/ABS
605585	Chrysler/Dodge	60/248	Rear	1994-95 1/2 D2500 w/ABS
605586	Chrysler/Dodge	60/248	Rear	1994-95 1/2 W2500 w/ABS
605588	Chrysler/Dodge	70/267	Rear	1994-95 1/2 W2500 w/ABS
605590	Chrysler/Dodge	70/267	Rear	1994-95 1/2 D2500 w/ABS
605592	Chrysler/Dodge	80/286	Rear	1994-95 1/2 W3500 w/ABS
605593	Chrysler/Dodge	80/286	Rear	1994-95 1/2 D3500 w/ABS
605594	Chrysler/Dodge	80/286	Rear	1994-95 1/2 D/W3500 w/ABS
605595	Chrysler/Dodge	80/286	Rear	1994-95 1/2 D2500
605596	Chrysler/Dodge	80/286	Rear	1994-95 1/2 W2500 w/ABS
605601	General Motors	80/286	Rear	1993-96 1/2 Motor Home/Disc Brakes - 80
605602	Jeep/AMC	35/194	Rear	1994 ZJ w/ABS
605607	Jeep/AMC	35/194	Rear	1994 ZJ w/ABS
605608	Ford	70/267	Rear	1993 1/2-94 E-350 Chassis - DRW - 70U w/ABS
605609	Ford	70/267	Rear	1993 1/2-94 E-350 Motor Home - 70HD w/ABS
605623	Ford	60/248	Rear	1993-94 E-250 Van SRW - Semi Float w/ABS
605624	Ford	60/248	Rear	1993 1/2-94 E-350 Van SRW - Full Float
605632	Ford	80/286	Rear	1993-94 1/2 F-450 Chassis-DRW-Full Float
605633	Chrysler/Dodge	60/248	Rear	1994-95 1/2 D2500 w/ABS
605634	Chrysler/Dodge	60/248	Rear	1994-95 1/2 W2500 w/ABS
605638	General Motors	80/286	Rear	1994 1/2-95 1/2 P-Truck - 80
605639	Ford	60/248	Rear	1994-95 E-350 Van SRW - Full Float
605640	Ford	70/267	Rear	1994-94 1/2 E-350 Chassis - 70U
605643	General Motors	80/286	Rear	1993 1/2-95 1/2 P-Truck - 80
605644	General Motors	80/286	Rear	1993-95 1/2 P-Truck - 80
605648	Chrysler/Dodge	44/216	Rear	1994-95 1/2 Viper
605649	General Motors	80/286	Rear	1995-95 1/2 GMT 455 - 80
605655	Jeep/AMC	35/194	Rear	1994 XJ Utility
605656	Jeep/AMC	35/194	Rear	1994 XJ Utility
605657	Jeep/AMC	35/194	Rear	1994 XJ Utility w/ABS

Bill of Material Number	Manufacturer	Dana Axle Model	Front/Rear	Application
605658	Jeep/AMC	35/194	Rear	1994 XJ Utility w/ABS
605659	Jeep/AMC	35/194	Rear	1994 XJ Utility w/ABS
605660	Jeep/AMC	35/194	Rear	1994 XJ Utility
605661	Jeep/AMC	35/194	Rear	1994-96 YJ/TJ
605662	Jeep/AMC	35/194	Rear	1994-96 YJ/TJ w/ABS
605665	Ford	70/267	Rear	1993 1/2-94 E-350 Chassis - DRW - 70U w/ABS
605666	Ford	70/267	Rear	1993 1/2-94 E-350 Chassis - DRW - 70U w/ABS
605667	Ford	70/267	Rear	1993 1/2-94 1/2 E-350 Chassis - DRW - 70U w/ABS
605668	Ford	80/286	Rear	1993 Motor Home
605669	Ford	70/267	Rear	1993 1/2-94 E-350 SRW Cutaway, Wide Track 70 2U
605670	Ford	60/248	Rear	1994-94 1/2 E-350 Van SRW - Full Float
605671	Ford	70/267	Rear	1994 E-350 Chassis - DRW - 70U w/ABS
605672	Ford	70/267	Rear	1994-94 1/2 E-350 Motor Home - 70HD w/ABS
605673	Ford	70/267	Rear	1994-94 1/2 E-350 Chassis - DRW - 70U w/ABS
605674	Ford	70/267	Rear	1994-94 1/2 E-350 SRW Cutaway, Wide Track 70 2U
605675	Ford	70/267	Rear	1994-94 1/2 E-350 Motor Home - 70HD w/ABS
605684	Ford	60/248	Rear	1995-96 E-350 Van SRW - Full Float
605685	Ford	60/248	Rear	1995-96 E-350 Van SRW - Full Float
605686	Ford	70/267	Rear	1995-95 1/2 E-350 SRW Cutaway, Wide Track 70 2U
605687	Ford	70/267	Rear	1995-95 1/2 E-350 Chassis - DRW - 70U
605688	Ford	80/286	Rear	1993 Motor Home
605689	Ford	70/267	Rear	1995-95 1/2 E-350 Chassis - DRW - 70U
605690	Ford	70/267	Rear	1995-95 1/2 E-350 Motor Home - 70HD w/ABS
605691	General Motors	80/286	Rear	1995-95 1/2 GMT 455 - 80
605692	Ford	70/267	Rear	1994 E-350 Chassis - DRW - 70HD
605693	Ford	70/267	Rear	1994 E-350 Chassis - DRW - 70HD
605695	General Motors	80/286	Rear	1994 1/2-95 1/2 GMT 455 - 80
605700	Ford	60/248	Rear	1995-96 E-250 Van SRW - Semi Float w/ABS
605706	Jeep/AMC	35/194	Rear	1995-96 ZJ w/ABS
605707	Jeep/AMC	35/194	Rear	1995-96 ZJ w/ABS
605710	Chrysler/Dodge	60/248	Rear	1994 1/2-97 1/2 B-300 Van w/ABS
605711	Chrysler/Dodge	60/248	Rear	1994 1/2-97 1/2 B-300 Van w/ABS
605712	General Motors	80/286	Rear	1994 1/2-95 1/2 P-Truck - 80
605713	Ford	60/248	Rear	1994 1/2 E-350 Van SRW - Full Float w/ABS
605714	Ford	70/267	Rear	1994 1/2-95 E-350 Chassis - DRW - 70HD
605715	Ford	70/267	Rear	1994 1/2-95 E-350 Motor Home - 70HD w/ABS
605717	Ford	80/286	Rear	1995-95 1/2 F-450 Chassis-DRW-Full Float
605718	Chrysler/Dodge	80/286	Rear	1995-97 Sweptline Vehicle
605719	General Motors	80/286	Rear	1995-95 1/2 Motor Home/Disc Brakes - 80
605722	Chrysler/Dodge	70/267	Rear	1995-95 1/2 Air Force Tow Vehicle w/ABS
605723	Chrysler/Dodge	70/267	Rear	1995-95 1/2 D2500 Air Force Tow Vehicle w/ABS
605725	Jeep/AMC	35/194	Rear	1994 XJ Utility w/ABS
605727	Jeep/AMC	35/194	Rear	1995-96 1/2 XJ Utility w/ABS
605728	Jeep/AMC	35/194	Rear	1995-96 XJ Utility
605729	Jeep/AMC	35/194	Rear	1995-96 XJ Utility
605730	Jeep/AMC	35/194	Rear	1995-96 1/2 XJ Utility w/ABS
605731	Jeep/AMC	35/194	Rear	1995-96 XJ Utility w/ABS
605732	Jeep/AMC	35/194	Rear	1995-96 1/2 XJ Utility w/ABS
605733	Jeep/AMC	35/194	Rear	1995-96 1/2 XJ Utility
605735	Jeep/AMC	44/216	Rear	1996-99 ZJ w/ABS
605745	General Motors	80/286	Rear	1994 1/2-95 1/2 P-Truck - 80

Bill of Material Number	Manufacturer	Dana Axle Model	Front/Rear	Application
605746	Jeep/AMC	35/194	Rear	1996 1/2 YJ/TJ w/ABS
605747	Jeep/AMC	35/194	Rear	1996 1/2 YJ/TJ
605750	Ford	60/248	Rear	1995-97 E-250 Van SRW - Semi Float w/ABS
605752	Chrysler/Dodge	44/216	Rear	1996-97 Viper
605753	General Motors	80/286	Rear	1995 1/2 GMT 455 - 80
605761	Ford	70/267	Rear	1995-96 E-350 Chassis - DRW - 70U w/ABS
605767	General Motors	80/286	Rear	1995-95 1/2 P-Truck - 80
605775	Jeep/AMC	35/194	Rear	1996-96 1/2 XJ Diesel
605776	Jeep/AMC	35/194	Rear	1996-96 1/2 XJ Diesel
605783	General Motors	80/286	Rear	1995-95 1/2 P-Truck - 80
605784	Chrysler/Dodge	60/248	Rear	1996-96 1/2 D2500 w/ABS
605785	Chrysler/Dodge	60/248	Rear	1996 W2500 w/ABS
605786	Chrysler/Dodge	70/267	Rear	1996 W2500 w/ABS
605787	Chrysler/Dodge	70/267	Rear	1996-96 1/2 D2500 w/ABS
605788	Chrysler/Dodge	80/286	Rear	1996-96 1/2 W3500
605789	Chrysler/Dodge	80/286	Rear	1996-96 1/2 D3500 w/ABS
605790	Chrysler/Dodge	80/286	Rear	1996-96 1/2 D/W3500 w/ABS
605791	Chrysler/Dodge	80/286	Rear	1996-96 1/2 D2500
605792	Chrysler/Dodge	80/286	Rear	1996 1/2 D2500
605793	Chrysler/Dodge	60/248	Rear	1996-96 1/2 D2500 w/ABS
605794	Chrysler/Dodge	60/248	Rear	1996 1/2 W2500 w/ABS
605797	Jeep/AMC	35/194	Rear	1996 1/2-97 ZJ w/ABS
605798	Jeep/AMC	35/194	Rear	1996 1/2-97 ZJ w/ABS
605807	Ford	80/286	Rear	1997-98 E-350 DRW Chassis - Full Float
605810	General Motors	80/286	Rear	1996-96 1/2 P-Truck - 80
605811	General Motors	80/286	Rear	1996-96 1/2 P-Truck - 80
605812	General Motors	80/286	Rear	1996-98 P-Truck - 80
605813	General Motors	80/286	Rear	1996 1/2 P-Truck - 80
605814	General Motors	80/286	Rear	1996-98 P-Truck - 80
605815	General Motors	80/286	Rear	1996-98 P-Truck - 80
605816	General Motors	80/286	Rear	1996-98 P-Truck - 80
605817	General Motors	80/286	Rear	1996-96 1/2 P-Truck - 80
605818	General Motors	80/286	Rear	1996-97 P-Truck - 80
605831	Ford	80/286	Rear	1996-98 F-450 Chassis-DRW-Full Float
605834	Ford	80/286	Rear	1996 E-350 DRW Chassis - Full Float
605838	General Motors	80/286	Rear	1996 1/2-97 P-Truck - 80
605839	General Motors	80/286	Rear	1996 1/2-97 P-Truck - 80
605840	General Motors	80/286	Rear	1996 1/2-97 P-Truck - 80
605841	Ford	60/248	Rear	1996-96 1/2 E-250 Van SRW - Semi Float w/ABS
605842	Ford	60/248	Rear	1996-96 1/2 E-350 Van SRW - Full Float
605843	Ford	60/248	Rear	1996 E-350 Van SRW - Full Float w/ABS
605844	Ford	70/267	Rear	1995-95 1/2 E-350 SRW Cutaway, Wide Track 70 2U
605845	Ford	70/267	Rear	1995-95 1/2 E-350 Chassis - DRW - 70U w/ABS
605846	Ford	70/267	Rear	1996-97 E-350 Motor Home - 70HD w/ABS
605847	Ford	70/267	Rear	1996-97 E-350 Chassis - DRW - 70U w/ABS
605848	Ford	70/267	Rear	1996-97 E-350 Motor Home - 70HD w/ABS
605849	Jeep/AMC	44/216	Rear	1997 TJ LHD
605858	General Motors	80/286	Rear	1996 1/2 GMT 455 - 80
605859	Ford	60/248	Rear	1996-97 E-250 Van SRW - Semi Float w/ABS
605860	Ford	70/267	Rear	1996-97 E-350 Chassis - DRW - 70U w/ABS
605861	Ford	70/267	Rear	1996-97 E-350 Chassis - DRW - 70U w/ABS

Bill of Material Number	Manufacturer	Dana Axle Model	Front/Rear	Application
605862	Ford	70/267	Rear	1996-97 E-350 Chassis - DRW - 70U w/ABS
605867	General Motors	80/286	Rear	1996-99 GMT 455 - 80
605868	General Motors	80/286	Rear	1996-98 GMT 455 - 80
605869	General Motors	80/286	Rear	1996-98 GMT 455 - 80
605871	Chrysler/Dodge	60/248	Rear	1998 B-300 Van w/ABS
605879	Chrysler/Dodge	70/267	Rear	1996-97 1/2 W2500 Air Force Tow Vehicle w/ABS
605880	Chrysler/Dodge	70/267	Rear	1996-97 1/2 W2500 Air Force Tow Vehicle w/ABS
605893	Jeep/AMC	35/194	Rear	1996 1/2 XJ Utility
605894	Jeep/AMC	35/194	Rear	1996 1/2 XJ Utility
605895	Jeep/AMC	35/194	Rear	1996 1/2 XJ Utility w/ABS
605896	General Motors	80/286	Rear	1996 1/2-97 P-Truck - 80
605898	Chrysler/Dodge	60/248	Rear	1997-97 1/2 D2500 w/ABS
605899	Chrysler/Dodge	60/248	Rear	1996 W2500 w/ABS
605900	Chrysler/Dodge	70/267	Rear	1996 W2500 w/ABS
605901	Chrysler/Dodge	70/267	Rear	1996-97 D2500 w/ABS
605902	Chrysler/Dodge	80/286	Rear	1997 W3500
605903	Chrysler/Dodge	80/286	Rear	1997 D3500 w/ABS
605904	Chrysler/Dodge	80/286	Rear	1997 D/W3500 w/ABS
605905	Chrysler/Dodge	80/286	Rear	1997 D2500
605906	Chrysler/Dodge	80/286	Rear	1997 W2500 w/ABS
605907	Chrysler/Dodge	60/248	Rear	1997-97 1/2 D2500 w/ABS
605908	Chrysler/Dodge	60/248	Rear	1997-97 1/2 W2500 w/ABS
605909	Jeep/AMC	35/194	Rear	1996 1/2 XJ Diesel w/ABS
605913	Jeep/AMC	35/194	Rear	1997 XJ Utility w/ABS
605914	Jeep/AMC	35/194	Rear	1997 XJ Utility w/ABS
605916	Jeep/AMC	35/194	Rear	1997 XJ Diesel
605918	Jeep/AMC	35/194	Rear	1997 XJ Utility w/ABS
605919	Jeep/AMC	35/194	Rear	1997 XJ Diesel w/ABS
605920	Ford	60/248	Rear	1996-99 E-250 Van SRW - Semi Float w/ABS
605921	Ford	60/248	Rear	1996-99 E-250 Van SRW - Semi Float w/ABS
605924	Ford	80/286	Rear	1998 1/2-99 1/2 F-350 Chassis DRW Full Float w/ABS
605925	Ford	80/286	Rear	1998 1/2-99 1/2 F-350 Chassis DRW Full Float w/ABS
605926	Ford	80/286	Rear	1998 1/2-2000 F-350 Pick-Up DRW-Full Float
605929	Ford	70/267	Rear	1996 E-350 Motor Home - 70HD w/ABS
605933	Ford	60/248	Rear	1996 1/2-97 E-250 Van SRW - Semi Float w/ABS
605934	Ford	60/248	Rear	1996 1/2 E-350 Van SRW - Full Float
605935	Ford	60/248	Rear	1996 1/2 E-350 Van SRW - Full Float
605942	Ford	80/286	Rear	1998 1/2-99 1/2 F-350 Chassis DRW Full Float w/ABS
605944	Ford	80/286	Rear	1999 1/2 F-450 Motor Home DRW-Full Float w/ABS
605947	Ford	60/248	Rear	1997 1/2 E-250 Van SRW - Semi Float w/ABS
605948	Ford	60/248	Rear	1997 1/2 E-350 Van SRW - Full Float
605949	Ford	60/248	Rear	1997 1/2 E-350 Van SRW - Full Float
605950	Ford	70/267	Rear	1997 E-350 SRW Cutaway, Wide Track 70 2U
605951	Ford	70/267	Rear	1997 E-350 Chassis - DRW - 70U w/ABS
605952	Jeep/AMC	44/216	Rear	1997 TJ RHD
605956	Jeep/AMC	35/194	Rear	1997 TJ w/ABS
605957	Jeep/AMC	35/194	Rear	1997 TJ LHD
605960	Jeep/AMC	35/194	Rear	1997-98 1/2 ZJ w/ABS
605961	Jeep/AMC	35/194	Rear	1997-98 1/2 ZJ w/ABS
605962	Jeep/AMC	44/216	Rear	1997-98 1/2 ZJ w/ABS
605965	Chrysler/Dodge	60/248	Rear	1998 B-300 Van w/ABS



Bill of Material Number	Manufacturer	Dana Axle Model	Front/Rear	Application
605975	Chrysler/Dodge	80/286	Rear	1997 1/2 W3500
605976	Chrysler/Dodge	80/286	Rear	1997 1/2 D3500 w/ABS
605977	Chrysler/Dodge	80/286	Rear	1997 1/2 D/W3500 w/ABS
605978	Chrysler/Dodge	60/248	Rear	1998-98 1/2 D2500 w/ABS
605979	Chrysler/Dodge	60/248	Rear	1998 W2500 w/ABS
605980	Ford	70/267	Rear	2003 F-250
605981	Chrysler/Dodge	70/267	Rear	1998 D2500 w/ABS
605982	Chrysler/Dodge	80/286	Rear	1998-98 1/2 W3500
605983	Chrysler/Dodge	80/286	Rear	1998-98 1/2 D3500 w/ABS
605984	Chrysler/Dodge	80/286	Rear	1998-98 1/2 D/W3500 w/ABS
605985	Chrysler/Dodge	80/286	Rear	1998-98 1/2 D2500
605986	Chrysler/Dodge	80/286	Rear	1998 W2500 w/ABS
605987	Chrysler/Dodge	60/248	Rear	1998-98 1/2 D2500 w/ABS
605988	Chrysler/Dodge	60/248	Rear	1998-98 1/2 W2500 w/ABS
605992	Jeep/AMC	35/194	Rear	1997 1/2-2000 TJ w/ABS
605993	Jeep/AMC	35/194	Rear	1997 1/2-2000 TJ LHD
606005	Jeep/AMC	35/198	Rear	1999-2000 WJ w/ABS
606008	Jeep/AMC	Super 44/226	Rear	1999-2000 WJ w/ABS
606012	Chrysler/Dodge	70/267	Rear	1997-98 W2500 Air Force Tow Vehicle w/ABS
606013	Chrysler/Dodge	70/267	Rear	1997-98 D2500 Air Force Tow Vehicle w/ABS
606014	Chrysler/Dodge	44/216	Rear	1998-2000 Viper
606015	Jeep/AMC	44/216	Rear	1998-2000 TJ LHD
606016	Jeep/AMC	44/216	Rear	1997 1/2-2000 TJ RHD
606017	Ford	60/248	Rear	1998-98 1/2 E-250 Van SRW - Semi Float w/ABS
606018	Ford	60/248	Rear	1998 E-350 Van SRW - Semi Float w/ABS
606019	Ford	60/248	Rear	1998 E-250 Van SRW - Semi Float w/ABS
606020	Ford	70/267	Rear	1998-98 1/2 E-350 SRW Cutaway, Wide Track 70U
606021	Ford	70/267	Rear	1998-98 1/2 E-350 Chassis - DRW - 70U w/ABS
606022	Ford	60/248	Rear	1999 E-250 Van SRW - Semi Float w/ABS
606023	Ford	60/248	Rear	2001 E-350 SRW - Semi Float - HD w/ABS
606026	Ford	70/267	Rear	1999 E-350 Cutaway SRW or Chassis DRW Option
606028	Ford	70/267	Rear	1997 1/2-98 1/2 E-350 Chassis - DRW
606029	Ford	60/248	Rear	1997 1/2-98 E-250 Van SRW - Semi Float w/ABS
606031	Jeep/AMC	35/194	Rear	1997 1/2-99 XJ Utility w/ABS
606032	Jeep/AMC	35/194	Rear	1997 1/2-99 XJ Utility w/ABS
606033	Jeep/AMC	35/194	Rear	1997 1/2-99 XJ Diesel
606034	Jeep/AMC	35/194	Rear	1997 1/2-99 XJ Utility w/ABS
606035	Jeep/AMC	35/194	Rear	1997 1/2-99 XJ Diesel w/ABS
606040	General Motors	80/286	Rear	1997-2000 P-Truck - 80
606041	General Motors	80/286	Rear	1997-2000 P-Truck - 80
606042	General Motors	80/286	Rear	1997-2000 P-Truck - 80
606043	General Motors	80/286	Rear	1997-2000 P-Truck - 80
606046	Jeep/AMC	44/216	Rear	1998-98 1/2 ZJ w/ABS
606047	Jeep/AMC	44/216	Rear	1998-98 1/2 ZJ w/ABS
606049	Ford	60/248	Rear	1998 E-350 Van SRW - Full Float w/ABS
606050	Ford	60/248	Rear	1998 E-350 Van SRW - Full Float w/ABS
606054	Chrysler/Dodge	60/248	Rear	1997 1/2 W2500 w/ABS
606055	Chrysler/Dodge	70/267	Rear	1997 W2500 w/ABS
606056	Chrysler/Dodge	80/286	Rear	1997 1/2 W2500 w/ABS
606058	Chrysler/Dodge	60/248	Rear	1998-98 1/2 B-300 Van w/ABS
606059	Chrysler/Dodge	60/248	Rear	1998-98 1/2 B-300 Van w/ABS

Bill of Material Number	Manufacturer	Dana Axle Model	Front/Rear	Application
606061	Jeep/AMC	Super 44/226	Rear	1999-2000 WJ w/ABS
606062	Chrysler/Dodge	60/248	Rear	1998-98 1/2 W2500 w/ABS
606063	Chrysler/Dodge	70/267	Rear	1998 W2500 w/ABS
606064	Chrysler/Dodge	80/286	Rear	1998-98 1/2 W2500 w/ABS
606073	General Motors	80/286	Rear	1998 1/2-99 GMT 455 - 80
606074	General Motors	80/286	Rear	1998 1/2-99 GMT 455 - 80
606076	Ford	80/286	Rear	1998 1/2 E-350 Super Duty - DRW - Full Float
606094	Chrysler/Dodge	70/267	Rear	1998 D2500 w/ABS
606095	Chrysler/Dodge	70/267	Rear	1998 W2500 w/ABS
606102	Ford	60/248	Rear	1998 1/2-99 E-250 Van SRW - Semi Float w/ABS
606103	Jeep/AMC	35/194	Rear	1998 1/2-99 XJ Utility
606107	Chrysler/Dodge	60/248	Rear	1998 B-300 Van w/ABS
606108	Chrysler/Dodge	60/248	Rear	1998 B-300 Van w/ABS
606109	Ford	60/248	Rear	1999 E-350 Van SRW - Full Float w/ABS
606111	Chrysler/Dodge	80/286	Rear	2000 W3500 w/ABS
606112	Chrysler/Dodge	80/286	Rear	2000 D3500 w/ABS
606113	Chrysler/Dodge	80/286	Rear	2000 D/W3500 w/ABS
606114	Chrysler/Dodge	80/286	Rear	2000 D2500 w/ABS
606115	Chrysler/Dodge	80/286	Rear	2000 W2500 w/ABS
606117	Chrysler/Dodge	60/248	Rear	2000 D2500 w/ABS
606118	Chrysler/Dodge	60/248	Rear	2000 W2500 w/ABS
606119	Chrysler/Dodge	70/267	Rear	2000 W2500 w/ABS
606120	Chrysler/Dodge	70/267	Rear	2000 D2500 w/ABS
606123	General Motors	80/286	Rear	1998 1/2-99 GMT 455 - 80
606144	Ford	80/286	Rear	1999 E-350 Super Duty - DRW - Full Float
606145	Ford	70/267	Rear	1999-2000 1/2 E-350 Chassis - DRW
606146	Chrysler/Dodge	60/248	Rear	1999 D2500 w/ABS
606147	Chrysler/Dodge	60/248	Rear	1999 W2500 w/ABS
606148	Chrysler/Dodge	70/267	Rear	1999 W2500 w/ABS
606149	Chrysler/Dodge	70/267	Rear	1999 D2500 w/ABS
606150	Chrysler/Dodge	80/286	Rear	1999 D2500 w/ABS
606151	Chrysler/Dodge	80/286	Rear	1999 W2500 w/ABS
606152	Chrysler/Dodge	80/286	Rear	1999 D3500 w/ABS
606153	Chrysler/Dodge	80/286	Rear	1999 W3500 w/ABS
606154	Chrysler/Dodge	80/286	Rear	1999 D/W3500 w/ABS
606155	Chrysler/Dodge	60/248	Rear	1999 B-300 Van w/ABS
606156	Chrysler/Dodge	60/248	Rear	1999 B-300 Van w/ABS
606158	Ford	70/267	Rear	1998 1/2-99 E-350 Cutaway SRW or Chassis DRW Option
606159	Ford	70/267	Rear	1998 1/2 E-350 DRW Chassis - Full Float
606160	Ford	70/267	Rear	1998 E-350 Chassis - DRW w/ABS
606161	Ford	60/248	Rear	1998 1/2-99 E-250 Van SRW - Semi Float w/ABS
606162	Ford	60/248	Rear	1998 1/2-99 E-350 Van SRW - Full Float w/ABS
606163	Ford	60/248	Rear	1998 E-250 Van SRW - Semi Float w/ABS
606164	Chrysler/Dodge	70/267	Rear	1999 W2500 Air Force Tow Vehicle w/ABS
606165	Chrysler/Dodge	70/267	Rear	1999 D2500 Air Force Tow Vehicle w/ABS
606186	Jeep/AMC	Super 44/226	Rear	1999-2000 WJ w/ABS
606187	Jeep/AMC	Super 44/226	Rear	1999-2000 WJ w/ABS
606188	Ford	60/248	Rear	1999 1/2 E-250 Van SRW - Semi Float w/ABS
606189	Ford	70/267	Rear	1999 1/2 E-350 Cutaway SRW or Chassis DRW Option
606190	Ford	60/248	Rear	1999-99 1/2 E-350 Van SRW - Full Float w/ABS
606192	Ford	60/248	Rear	1999 1/2 E-250 Van SRW - Semi Float w/ABS

Bill of Material Number	Manufacturer	Dana Axle Model	Front/Rear	Application
606193	Jeep/AMC	35/194	Rear	1999-2000 XJ w/ABS
606194	Jeep/AMC	35/194	Rear	1999-2001 XJ w/ABS
606195	Jeep/AMC	35/194	Rear	1999-2000 XJ
606196	Jeep/AMC	35/194	Rear	1999-2000 XJ
606197	Jeep/AMC	35/194	Rear	1999-2000 XJ w/ABS
606198	Jeep/AMC	35/194	Rear	1999-2000 XJ w/ABS
606199	Ford	60/248	Rear	1999-99 1/2 E-250 Chassis SRW
606200	General Motors	80/286	Rear	2000-07 P-Truck - 80
606201	General Motors	80/286	Rear	1999 1/2-2001 P-Truck - 80
606202	General Motors	80/286	Rear	1999 1/2-2001 P-Truck - 80
606203	General Motors	80/286	Rear	1999 1/2-2001 P-Truck - 80
606204	General Motors	80/286	Rear	1999 1/2-2001 P-Truck - 80 Wide Track
606205	Chrysler/Dodge	60/248	Rear	1999 B-300 Van w/ABS
606206	Chrysler/Dodge	60/248	Rear	1999 B-300 Van w/ABS
606207	Ford	70/267	Rear	2000 E-450 Super Duty DRW w/ABS
606209	Ford	60/248	Rear	1999-99 1/2 E-350 Van SRW - Full Float w/ABS
606211	General Motors	80/286	Rear	1999 1/2 GMT 455 - 80
606212	General Motors	80/286	Rear	1999 1/2 GMT 455 - 80 Wide Track
606213	General Motors	80/286	Rear	1999 1/2 GMT 455 - 80
606214	General Motors	80/286	Rear	1999 1/2 GMT 455 - 80
606217	Ford	80/286	Rear	1999 1/2 E-450 Super Duty DRW w/ABS
606224	Ford	80/286	Rear	2000 F-350 Chassis DRW Full Float w/ABS
606225	Ford	80/286	Rear	2000 F-450 Chassis-DRW-Full Float w/ABS
606226	Ford	80/286	Rear	2000 F-350 Pick-up DRW-Full Float w/ABS
606227	Ford	80/286	Rear	2000 F-350 Chassis DRW Full Float w/ABS
606228	Ford	80/286	Rear	2000 F-450 Motor Home DRW-Full Float w/ABS
606231	Ford	70/267	Rear	2000 E-350 Cutaway SRW or Chassis DRW Option
606232	Ford	60/248	Rear	1999 1/2-2000 E-350 Van SRW - Full Float w/ABS
606239	Chrysler/Dodge	60/248	Rear	2000 D2500 w/ABS
606240	Chrysler/Dodge	60/248	Rear	2000 W2500 w/ABS
606241	Chrysler/Dodge	70/267	Rear	2000 D2500 w/ABS
606242	Chrysler/Dodge	70/267	Rear	2000 W2500 w/ABS
606243	Chrysler/Dodge	80/286	Rear	2000 D2500 w/ABS
606244	Chrysler/Dodge	80/286	Rear	2000 W2500 w/ABS
606245	Chrysler/Dodge	80/286	Rear	2000 D3500 w/ABS
606246	Chrysler/Dodge	80/286	Rear	2000 W3500 w/ABS
606247	Chrysler/Dodge	80/286	Rear	2000 D/W3500 w/ABS
606249	Chrysler/Dodge	70/267	Rear	2000 D2500 Air Force Tow Vehicle w/ABS
606250	Chrysler/Dodge	70/267	Rear	2000 W2500 Air Force Tow Vehicle w/ABS
606263	Ford	80/286	Rear	2000 F-350 Pick-up DRW-Full Float w/ABS
606264	Chrysler/Dodge	60/248	Rear	2001 D2500 w/ABS
606265	Chrysler/Dodge	60/248	Rear	2001 W2500 w/ABS
606266	Chrysler/Dodge	70/267	Rear	2001 D2500 w/ABS
606267	Chrysler/Dodge	70/267	Rear	2001 W2500 w/ABS
606268	Chrysler/Dodge	80/286	Rear	2001 W3500 w/ABS
606269	Chrysler/Dodge	80/286	Rear	2001 D3500 w/ABS
606270	Chrysler/Dodge	80/286	Rear	2001 D/W3500 w/ABS
606271	Chrysler/Dodge	80/286	Rear	2001 D2500 w/ABS
606272	Chrysler/Dodge	80/286	Rear	2001 W2500 w/ABS
606273	Chrysler/Dodge	70/267	Rear	2001 W2500 Air Force Tow Vehicle w/ABS
606274	Chrysler/Dodge	70/267	Rear	2001 D2500 Air Force Tow Vehicle w/ABS

Bill of Material Number	Manufacturer	Dana Axle Model	Front/Rear	Application
606303	Jeep/AMC	35/198	Rear	2002 KJ w/ABS
606304	Jeep/AMC	35/198	Rear	2002 KJ w/ABS
606305	Jeep/AMC	35/198	Rear	2002 KJ w/ABS
606306	Ford	60/248	Rear	2000-00 1/2 E-250 Van SRW - Semi Float w/ABS
606307	Ford	60/248	Rear	2000-00 1/2 E-250 Van SRW - Semi Float w/ABS
606310	Ford	80/286	Rear	2000 1/2 F-350 Pick-up DRW-Full Float w/ABS
606313	Ford	60/248	Rear	2000 E-250 Van SRW - Semi Float w/ABS
606314	Ford	60/248	Rear	2000 1/2 E-350 Van SRW - Full Float w/ABS
606316	Jeep/AMC	35/194	Rear	2000-01 XJ
606319	Ford	70/267	Rear	2000 1/2 E-350 Chassis HD DRW w/ABS
606320	Ford	70/267	Rear	2000 E-350 Cutaway SRW or Chassis DRW Option
606321	Ford	80/286	Rear	2000 E-450 Super Duty DRW w/ABS
606322	General Motors	60/248	Rear	2002 GMT 800
606502	Jeep/AMC	44/216	Rear	2000 TJ LHD
606507	Jeep/AMC	Super 44/226	Rear	2002 WJ w/ABS
606511	Ford	60/248	Rear	2000 E-350 SRW - Semi Float - HD w/ABS
606513	Ford	60/248	Rear	2002 E-250 SRW - Semi Float
606521	Chrysler/Dodge	44/216	Rear	2000 1/2 Viper
606522	Ford	60/248	Rear	2000 1/2 E-350 Van SRW - Full Float w/ABS
606523	Ford	70/267	Rear	2000 1/2 E-350 Cutaway SRW or Chassis DRW Option
606527	Ford	70/267	Rear	2000-02 E-350 Cutaway SRW or Chassis DRW Option
606528	Jeep/AMC	35/198	Rear	2002 KJ w/ABS
606529	Jeep/AMC	35/198	Rear	2002 KJ w/ABS
606530	Jeep/AMC	35/198	Rear	2002 KJ w/ABS
606531	Jeep/AMC	35/198	Rear	2002 KJ w/ABS
606532	Jeep/AMC	35/198	Rear	2002 KJ w/ABS
606533	Jeep/AMC	35/198	Rear	2002 KJ w/ABS
606540	Ford	70/267	Rear	2002 E-450 Super Duty DRW w/ABS
606541	Chrysler/Dodge	60/248	Rear	2000 D2500 w/ABS
606542	Chrysler/Dodge	60/248	Rear	2000 W2500 w/ABS
606543	Chrysler/Dodge	70/267	Rear	2000 D2500 w/ABS
606544	Chrysler/Dodge	70/267	Rear	2000 W2500 w/ABS
606545	Chrysler/Dodge	80/286	Rear	2000 D2500 w/ABS
606546	Chrysler/Dodge	80/286	Rear	2000 W2500 w/ABS
606547	Chrysler/Dodge	80/286	Rear	2000 D3500 w/ABS
606548	Chrysler/Dodge	80/286	Rear	2000 W3500 w/ABS
606549	Chrysler/Dodge	80/286	Rear	2000 D/W3500 w/ABS
606551	Jeep/AMC	35/198	Rear	2001 WJ w/ABS
606552	Jeep/AMC	Super 44/226	Rear	2001 WJ w/ABS
606553	Jeep/AMC	Super 44/226	Rear	2001 WJ w/ABS
606554	Jeep/AMC	Super 44/226	Rear	2001 WJ w/ABS
606555	Jeep/AMC	Super 44/226	Rear	2001 WJ w/ABS
606557	Jeep/AMC	35/194	Rear	2001 XJ w/ABS
606559	Jeep/AMC	35/194	Rear	2001 XJ
606560	Jeep/AMC	35/194	Rear	2001 XJ
606561	Jeep/AMC	35/194	Rear	2001 XJ w/ABS
606562	Jeep/AMC	35/194	Rear	2001 XJ w/ABS
606563	Jeep/AMC	35/194	Rear	2001 TJ w/ABS
606564	Jeep/AMC	35/194	Rear	2001 TJ LHD
606565	Jeep/AMC	44/216	Rear	2001 TJ LHD
606566	Jeep/AMC	44/216	Rear	2001 TJ RHD



Bill of Material Number	Manufacturer	Dana Axle Model	Front/Rear	Application
606567	Jeep/AMC	44/216	Rear	2001 TJ LHD
606592	Ford	70/267	Rear	2001 E-350 DSO
606601	Ford	60/248	Rear	2001 E-250 Van SRW - Semi Float w/ABS
606602	Ford	60/248	Rear	2001 E-250 Van SRW - Semi Float w/ABS
606603	Ford	60/248	Rear	2001 E-250 Van SRW - Semi Float w/ABS
606604	Ford	60/248	Rear	2001 E-350 Van SRW - Full Float w/ABS
606605	Ford	70/267	Rear	2001 E-350 Chassis - DRW w/ABS
606606	Ford	70/267	Rear	2001 E-450 Super Duty DRW w/ABS
606609	Ford	80/286	Rear	2000 1/2 F-350 Chassis DRW Full Float w/ABS
606610	Ford	80/286	Rear	2000 F-450 Chassis-DRW-Full Float w/ABS
606611	Ford	80/286	Rear	2001 F-350 Pick-up DRW-Full Float w/ABS
606612	Ford	80/286	Rear	2001 F-350 Chassis DRW Full Float w/ABS
606613	Ford	80/286	Rear	2001 F53 Motor Home - Chassis - Full Float w/ABS
606614	Ford	80/286	Rear	2001 F-350 Pick-up DRW-Full Float w/ABS
606626	Jeep/AMC	44/216	Rear	2002 TJ
606639	Jeep/AMC	35/198	Rear	2003 KJ w/ABS
606640	Jeep/AMC	35/198	Rear	2003 KJ w/ABS
606641	Jeep/AMC	35/198	Rear	2003 KJ w/ABS
606642	Jeep/AMC	44/216	Rear	2002 TJ RHD
606646	Jeep/AMC	44/216	Rear	2001-02 TJ
606647	Jeep/AMC	44/216	Rear	2001-02 TJ RHD
606648	Jeep/AMC	44/216	Rear	2001-02 TJ LHD
606649	Jeep/AMC	35/194	Rear	2001 XJ w/ABS
606650	Jeep/AMC	35/194	Rear	2001 XJ w/ABS
606651	Jeep/AMC	35/194	Rear	2001 XJ
606652	Jeep/AMC	35/194	Rear	2001 XJ Diesel
606653	Jeep/AMC	35/194	Rear	2001 XJ w/ABS
606654	Jeep/AMC	35/194	Rear	2001 XJ Diesel w/ABS
606655	Jeep/AMC	35/194	Rear	2001-02 TJ w/ABS
606656	Jeep/AMC	35/194	Rear	2001-02 TJ LHD
606662	Ford	80/286	Rear	2001 F-350 Chassis DRW Full Float w/ABS
606672	Jeep/AMC	Super 44/226	Rear	2002 WJ w/ABS
606674	Jeep/AMC	Super 44/226	Rear	2002 WJ w/ABS
606684	General Motors	60/248	Rear	2002 GMT 610
606685	General Motors	70GM	Rear	2003-07 GMT 610
606686	General Motors	70GM	Rear	2003-07 GMT 610
606690	Chrysler/Dodge	44/216	Rear	2003 Viper
606697	General Motors	70GM	Rear	2002 DRW G-Van 30 - 70-3HD
606705	Chrysler/Dodge	60/248	Rear	2001 D2500 w/ABS
606706	Chrysler/Dodge	60/248	Rear	2001 W2500 w/ABS
606707	Chrysler/Dodge	70/267	Rear	2001 D2500 w/ABS
606708	Chrysler/Dodge	70/267	Rear	2001 W2500 w/ABS
606709	Chrysler/Dodge	80/286	Rear	2001 D2500 w/ABS
606710	Chrysler/Dodge	80/286	Rear	2001 W2500 w/ABS
606711	Chrysler/Dodge	80/286	Rear	2001 D3500 w/ABS
606712	Chrysler/Dodge	80/286	Rear	2001 W3500 w/ABS
606713	Chrysler/Dodge	80/286	Rear	2001 D/W3500 w/ABS
606714	Chrysler/Dodge	60/248	Rear	2002-04 B-300 Van w/ABS
606716	Jeep/AMC	35/194	Rear	2001 WJ
606723	Jeep/AMC	35/198	Rear	2002 KJ w/ABS
606724	Jeep/AMC	35/198	Rear	2002 KJ w/ABS

Bill of Material Number	Manufacturer	Dana Axle Model	Front/ Rear	Application
606725	Jeep/AMC	35/198	Rear	2002 KJ w/ABS
606726	Ford	80/286	Rear	2003 F-350 Chassis DRW Full Float w/ABS
606727	Ford	80/286	Rear	2003-04 F-350 Chassis DRW Full Float w/ABS
606728	Ford	80/286	Rear	2003-04 F-350 Pick-up DRW-Full Float w/ABS
606735	Jeep/AMC	35/198	Rear	2002 KJ w/ABS
606736	Jeep/AMC	35/198	Rear	2002 KJ w/ABS
606737	Jeep/AMC	35/198	Rear	2002 KJ w/ABS
606738	Jeep/AMC	35/198	Rear	2003 KJ w/ABS
606739	Jeep/AMC	35/198	Rear	2003 KJ w/ABS
606740	Jeep/AMC	35/198	Rear	2003 KJ w/ABS
606741	Ford	70/267	Rear	2001 E-350 Cutaway SRW or Chassis DRW Option
606742	Nissan	Super 44/226	Rear	2003-07 4x4 Armada, Pathfinder, Titan
606752	Ford	60/248	Rear	2002 E-250 Van SRW - Semi Float w/ABS
606753	Jeep/AMC	35/198	Rear	2002 KJ w/ABS
606754	Jeep/AMC	35/198	Rear	2002 KJ w/ABS
606755	Jeep/AMC	35/198	Rear	2002 KJ w/ABS
606756	Ford	70/267	Rear	2002-04 E-350 DRW - Full Float
606759	Ford	70/267	Rear	2002 E-350 Cutaway SRW or Chassis DRW Option
606761	Jeep/AMC	35/198	Rear	2003 KJ w/ABS
606762	Jeep/AMC	35/198	Rear	2003 KJ w/ABS
606763	Jeep/AMC	35/198	Rear	2003 KJ w/ABS
606766	Ford	80/286	Rear	2002-03 F-350 Chassis DRW Full Float w/ABS
606770	Jeep/AMC	35/198	Rear	2002 KJ w/ABS
606771	Jeep/AMC	35/198	Rear	2002 KJ w/ABS
606772	Jeep/AMC	35/198	Rear	2002 KJ w/ABS
606773	Ford	80/286	Rear	2002 1/2 F-350 Chassis DRW Full Float w/ABS
606774	Ford	80/286	Rear	2002 1/2 F-350 Chassis DRW Full Float w/ABS
606775	Ford	80/286	Rear	2002 1/2 F-350 Pick-up DRW-Full Float w/ABS
606776	Ford	80/286	Rear	2002-03 F-350 Chassis DRW Full Float w/ABS
606777	Ford	80/286	Rear	2002 F-350 Chassis DRW Full Float w/ABS
606778	Ford	80/286	Rear	2002 F-450 Chassis-DRW-Full Float w/ABS
606779	Ford	80/286	Rear	2002 F53 Motor Home - Chassis - Full Float w/ABS
606780	Ford	80/286	Rear	2002 F-350 Chassis DRW Full Float w/ABS
606781	Ford	80/286	Rear	2002 F-350 Pick-up DRW-Full Float w/ABS
606784	Jeep/AMC	35/198	Rear	2003 KJ w/ABS
606785	Jeep/AMC	35/198	Rear	2003 KJ w/ABS
606786	Jeep/AMC	35/198	Rear	2003 KJ w/ABS
606797	Ford	60/248	Rear	2002 E-250 Van SRW - Semi Float w/ABS
606803	Ford	70/267	Rear	2002-03 E-450 DRW
606807	General Motors	60/248	Rear	2002 GMT 800
606824	Ford	80/286	Rear	2005 F-350 Pick-up DRW-Full Float w/ABS
606836	Ford	60/248	Rear	2002-04 E-250 Van SRW - Semi Float w/ABS
606837	Ford	80/286	Rear	2003 F-350 Chassis DRW Full Float w/ABS
606845	Ford	60/248	Rear	2002-04 E-350 SRW - Semi Float - HD w/ABS
606847	Ford	60/248	Rear	2002 E-250 Van SRW - Semi Float w/ABS
606850	Jeep/AMC	44/216	Rear	2003 TJ
606851	Jeep/AMC	44/216	Rear	2003 TJ RHD
606852	Jeep/AMC	44/216	Rear	2003 TJ LHD
606853	Jeep/AMC	35/194	Rear	2003 TJ w/ABS
606854	Jeep/AMC	35/194	Rear	2003-05 TJ LHD
606855	Jeep/AMC	35/198	Rear	2002 KJ w/ABS

Bill of Material Number	Manufacturer	Dana Axle Model	Front/Rear	Application
606866	Jeep/AMC	44/216	Rear	2003 TJ RHD
606867	Ford	70/267	Rear	2002 E-350 Cutaway SRW or Chassis DRW Option
606875	Jeep/AMC	44/216	Rear	2003 TJ LHD
606877	Jeep/AMC	Super 44/226	Rear	2002 WJ w/ABS
606878	Jeep/AMC	Super 44/226	Rear	2002 WJ w/ABS
606886	Nissan	Super 44/226	Rear	2003-07 4x4 Armada, Pathfinder, Titan
606892	Jeep/AMC	35/198	Rear	2003 KJ w/ABS
606893	Jeep/AMC	35/198	Rear	2003 KJ w/ABS
606894	Jeep/AMC	35/198	Rear	2003 KJ w/ABS
606900	Nissan	Super 44/226	Rear	2004-06 Armada, Titan
606901	Jeep/AMC	35/198	Rear	2004 KJ w/ABS
606902	Jeep/AMC	35/198	Rear	2004 KJ w/ABS
606903	Jeep/AMC	35/198	Rear	2004 KJ w/ABS
606905	General Motors	60/248	Rear	2002 GMT 800
606906	General Motors	60/248	Rear	2002 GMT 800
606916	General Motors	60/248	Rear	2002 GMT 800
606920	Nissan	Super 44/226	Rear	2004-08 Frontier
606921	Nissan	Super 44/226	Rear	2004-08 Frontier
606925	Ford	70/267	Rear	2003 E-350 DRW - Full Float
606926	Ford	60/248	Rear	2003 E-250/E-350 SRW - Semi Float - HD w/ABS
606927	Ford	80/286	Rear	2003-04 F53 Motor Home - Chassis - Full Float w/ABS
606931	General Motors	60/248	Rear	2002 GMT 800
606937	Nissan	Super 44/226	Rear	2005-06 Xterra
606941	Jeep/AMC	44/216	Rear	2003 TJ RHD
606953	Jeep/AMC	44/216	Rear	2003 TJ RHD
606954	Ford	80/286	Rear	2004 F-350 Chassis DRW Full Float w/ABS
606959	Jeep/AMC	44/216	Rear	2003 TJ
606960	Jeep/AMC	44/216	Rear	2003-04 TJ RHD
606961	Jeep/AMC	44/216	Rear	2003-04 TJ LHD
606965	Ford	80/286	Rear	2005 F-350 Pick-up DRW-Full Float w/ABS
606969	Jeep/AMC	35/198	Rear	2003-04 WJ w/ABS
606970	Jeep/AMC	Super 44/226	Rear	2003-04 WJ w/ABS
606971	Jeep/AMC	Super 44/226	Rear	2003-04 WJ w/ABS
606972	Jeep/AMC	Super 44/226	Rear	2003 WJ CV w/ABS
606973	Jeep/AMC	Super 44/226	Rear	2003 WJ CV w/ABS
606975	Ford	70/267	Rear	2003-04 E-450 DRW
606980	Ford	70/267	Rear	2003 F-250
606988	Jeep/AMC	44/216	Rear	2003 TJ
606989	Jeep/AMC	44/216	Rear	2003 TJ RHD
606990	Ford	80/286	Rear	2003-05 F-450 Chassis-DRW-Full Float w/ABS
606993	Ford	80/286	Rear	2005 F-450 Chassis-DRW-Full Float w/ABS
606995	General Motors	60/248	Rear	2002 GMT 800
606998	Jeep/AMC	44/216	Rear	2004-05 TJ
607003	Jeep/AMC	35/194	Rear	2003-05 TJ LHD
607006	Jeep/AMC	44/216	Rear	2003-05 TJ RHD
607007	Jeep/AMC	44/216	Rear	2004-05 TJ LHD
607008	Jeep/AMC	44/216	Rear	2003-05 TJ
607009	Jeep/AMC	44/216	Rear	2003-05 TJ RHD
607011	Jeep/AMC	44/216	Rear	2003 TJ LHD
607012	Jeep/AMC	44/216	Rear	2003 TJ LHD
607015	Jeep/AMC	44/216	Rear	2005 TJ w/ABS

Bill of Material Number	Manufacturer	Dana Axle Model	Front/Rear	Application
607016	Jeep/AMC	44/216	Rear	2005 TJ w/ABS
607024	Ford	70/267	Rear	2003-04 E-450 DRW
607026	Ford	60/248	Rear	2004-08 E-350 Van SRW - Full Float w/ABS
610023	Ford	60/248	Front	1978-79 F-250/350 (Snow Fighter)
610027	Chrysler/Dodge	44/216	Front	1979 W-100
610028	Chrysler/Dodge	44/216	Front	1979 W-200
610053	Jeep/AMC	30/181	Front	1979 CJ5/CJ7 - External Type Wheel End
610054	General Motors	44/216	Front	1979 Blazer & K-10
610055	General Motors	44/216	Front	1978-79 K-20
610056	General Motors	44/216	Front	1979 K-20
610057	General Motors	60/248	Front	1979-80 K-30
610062	Ford	44/216	Front	1980 Bronco & F-150
610063	Ford	44/216	Front	1980 F-250 3/4-Ton Pick-Up (Part Time Transfer Case)
610064	Ford	50/229	Front	1980 F-350
610066	Ford	44/216	Front	1979 F-150 1/2 Ton Pick-Up (Full Time Transfer Case)
610067	Ford	44/216	Front	1979 F-150 1/2 Ton Pick-Up (Part-Time Transfer Case)
610068	Ford	44/216	Front	1979 F-150 Super Cab
610069	Ford	44/216	Front	1979 F-250 3/4 Ton Pick-Up (Full or PT Transfer Case)
610076	Chrysler/Dodge	44/216	Front	1980 W-100
610077	Chrysler/Dodge	44/216	Front	1980 W-200
610078	Jeep/AMC	30/181	Front	1980-81 IFS - Eagle - Non-Disconnect
610079	General Motors	44/216	Front	1980 K-20
610080	General Motors	44/216	Front	1979-80 K-20
610081	General Motors	44/216	Front	1979-80 K-20
610084	Chrysler/Dodge	44/216	Front	1980-83 W-200
610086	Jeep/AMC	30/181	Front	1980 CJ5/CJ7 - External Type Wheel End
610089	Jeep/AMC	44/216	Front	1980 J10, J20, Wide Track Cherokee
610090	Jeep/AMC	44/216	Front	1980 Wagoneer / Cherokee
610127	Chrysler/Dodge	44/216	Front	1981-84 W-100
610128	Chrysler/Dodge	44/216	Front	1981-84 W-200
610132	General Motors	60/248	Front	1981 K-30
610134	Jeep/AMC	30/181	Front	1981 IFS - Eagle - Disconnect
610135	Chrysler/Dodge	60/248	Front	1981-85 D-600 & D-700
610136	Jeep/AMC	30/181	Front	1981 CJ5/CJ7 - External Type Wheel End
610139	Jeep/AMC	44/216	Front	1981-85 J10, J20, Wide Track Cherokee
610140	Jeep/AMC	44/216	Front	1981-85 Wagoneer / Cherokee
610146	Ford	44/216	Front	1981 F-250/350 HD
610147	Ford	50/229	Front	1981-82 F-250/350 (Snow Fighter)
610152	Jeep/AMC	30/181	Front	1982-82 1/2 IFS - Eagle - Non-Disconnect
610153	Jeep/AMC	30/181	Front	1982-82 1/2 IFS - Eagle - Disconnect
610154	Jeep/AMC	30/181	Front	1981 1/2 CJ5/CJ7 - External Type Wheel End
610156	Jeep/AMC	30/181	Front	1982-83 CJ5 - External Type Wheel End
610157	Jeep/AMC	44/216	Front	1982-84 Wagoneer, Cherokee Disconnect STD Track
610158	Jeep/AMC	44/216	Front	1982-84 J10, J20, Wide Track Cherokee
610159	General Motors	60/248	Front	1982-87 K-30
610160	Chrysler/Dodge	44/216	Front	1985-89 D-600 (Export)
610164	Jeep/AMC	30/181	Front	1982-87 CJ7/CJ8 - External Type Wheel End
610166	Ford	44/216	Front	1981 1/2-82 F-150 Snow Plow
610167	Ford	44/216	Front	1983 F-150 Snow Plow
610168	Ford	44/216	Front	1983 Bronco & F-150
610169	Ford	44/216	Front	1983 F-250/350 HD



Bill of Material Number	Manufacturer	Dana Axle Model	Front/Rear	Application
610170	Ford	50/229	Front	1983 F-250
610171	Ford	28/175	Front	1983-84 Ranger
610172	Jeep/AMC	30/181	Front	1984 XJ Disconnect, CV
610173	Jeep/AMC	30/181	Front	1983-84 IFS - Eagle - Non-Disconnect
610174	Jeep/AMC	30/181	Front	1983-84 IFS - Eagle - Disconnect
610175	Jeep/AMC	30/181	Front	1984-87 XJ Disconnect, Cardan
610177	Ford	44/216	Front	1984 F-150 Snow Plow
610178	Ford	44/216	Front	1984 Bronco & F-150
610179	Ford	44/216	Front	1984 F-250/350 HD
610180	Ford	50/229	Front	1984 F-250/350 (Snow Fighter)
610182	Jeep/AMC	30/181	Front	1984-85 XJ Disconnect, Cardan, System Sentry
610183	Jeep/AMC	30/181	Front	1985-87 XJ Non-Disconnect, Cardan - Live Spindle Wheel End
610185	Ford	44/216	Front	1981-82 Bronco II & F-150
610197	Ford	44/216	Front	1984 1/2-85 F-150 Snow Plow
610198	Ford	44/216	Front	1984 1/2-85 Bronco & F-150
610199	Ford	44/216	Front	1984 1/2-85 F-250
610200	Ford	50/229	Front	1984 1/2 F-250/350 (Snow Fighter)
610201	General Motors	60/248	Front	1984-88 CUCV
610202	General Motors	60/248	Front	1984-85 K-30
610206	Jeep/AMC	30/181	Front	1985 XJ Non-Disconnect, Cardan - Live Spindle Wheel End
610216	Chrysler/Dodge	44/216	Front	1985-86 D-500 & D-800
610217	Chrysler/Dodge	44/216	Front	1985-86 D-600
610220	Ford	60/248	Front	1985 F-350
610221	Jeep/AMC	30/181	Front	1985 XJ Non-Disconnect, CV, System Sentry - Live Spindle WE
610222	Jeep/AMC	30/181	Front	1985-86 XJ Non-Disconnect, CV - Live Spindle Wheel End
610223	Ford	28/175	Front	1984 1/2-85 Ranger/Bronco II
610227	Jeep/AMC	44/216	Front	1985 Grand Wagoneer
610228	Jeep/AMC	44/216	Front	1985 4X2, Military - Dead Front
610229	Ford	44/216	Front	1985 F-250
610230	Ford	50/229	Front	1985 F-250/350 (Snow Fighter)
610231	Ford	44/216	Front	1985 F-250/350 HD
610232	Ford	50/229	Front	1985 1/2 F-350
610234	Jeep/AMC	30/181	Front	1985-86 XJ 4X2, System Sentry (Dead Front)
610235	Jeep/AMC	30/181	Front	1985-87 1/2 IFS - Eagle - Non-Disconnect - CV
610236	Chrysler/Dodge	60/248	Front	1985-88 D-600 & D-700
610237	Jeep/AMC	30/181	Front	1985 XJ 4X2, System Sentry (Dead Front)
610241	Ford	44/216	Front	1985 1/2 Bronco & F-150
610242	Ford	44/216	Front	1985 1/2 F-150 Snow Plow
610243	Ford	44/216	Front	1985 1/2 F-250
610244	Jeep/AMC	30/181	Front	1986 CJ7, LH Steering, H/L - External Type Wheel End
610246	Jeep/AMC	44/216	Front	1986 J10
610247	Jeep/AMC	44/216	Front	1986 Grand Wagoneer
610248	Jeep/AMC	44/216	Front	1986 J20
610249	Ford	28/175	Front	1986-87 Ranger/Bronco II
610254	Ford	50/229	Front	1986-87 F-250/350 (Snow Fighter)
610255	Ford	60/248	Front	1986-88 F-350 Monobeam DRW
610256	Jeep/AMC	30/181	Front	1986-89 XJ 4X2 (Dead Front)
610257	Chrysler/Dodge	44/216	Front	1986 1/2-87 1/2 D-500 & D-800
610258	Chrysler/Dodge	44/216	Front	1986-87 1/2 D-600
610259	Jeep/AMC	30/181	Front	1986 YJ Disconnect
610261	Ford	44/216	Front	1986 Bronco & F-150

Bill of Material Number	Manufacturer	Dana Axle Model	Front/Rear	Application
610262	Ford	44/216	Front	1986 Bronco & F-150
610263	Ford	44/216	Front	1986 F-150 Snow Plow
610264	Ford	44/216	Front	1986-87 F-250
610265	Chrysler/Dodge	61/248	Front	1987-88 D-600 & D-700
610266	Ford	44/216	Front	1987-88 F-150 Snow Plow
610267	Ford	44/216	Front	1987-88 Bronco & F-150
610268	Ford	44/216	Front	1987-88 Bronco & F-150
610269	Jeep/AMC	30/181	Front	1986 YJ Non-Disconnect - Live Spindle Wheel End
610270	Chrysler/Dodge	44/216	Front	1992-93 1/2 D-600 & D-800
610271	Chrysler/Dodge	44/216	Front	1992-93 1/2 D-600
610277	Chrysler/Dodge	44/216	Front	1988-88 1/2 D-500 & D-800
610278	Chrysler/Dodge	44/216	Front	1988-88 1/2 D-600
610279	Jeep/AMC	30/181	Front	1987 1/2-88 XJ Disconnect
610280	Jeep/AMC	30/181	Front	1987 1/2-88 XJ Non-Disconnect - Live Spindle Wheel End
610281	Jeep/AMC	30/181	Front	1987-88 YJ Disconnect
610282	Jeep/AMC	30/181	Front	1987-88 YJ Non-Disconnect - Live Spindle Wheel End
610283	Jeep/AMC	44/216	Front	1987-88 Grand Wagoneer
610284	Jeep/AMC	44/216	Front	1987-87 1/2 J10
610285	Jeep/AMC	44/216	Front	1987-87 1/2 J20
610294	Jeep/AMC	30/181	Front	1987 1/2-88 XJ Non-Discon. w/ABS Anti Skid-Live Spindle WE
610295	General Motors	60/248	Front	1988-91 1/2 V-30
610297	Jeep/AMC	30/181	Front	1988 XJ Disconnect, Valeo Export
610298	Ford	28/175	Front	1987 1/2 Ranger/Bronco II
610300	Ford	35/194	Front	1990 Ranger/Bronco II
610303	Ford	28/175	Front	1990-92 Aerostar
610304	Ford	50/229	Front	1988-88 1/2 F-250/350 (Snow Fighter)
610305	Ford	60/248	Front	1988 F-350 Monobeam SRW
610306	Ford	44/216	Front	1988 F-250
610307	Ford	28/175	Front	1988-89 Ranger/Bronco II
610309	Ford	44/216	Front	1988 1/2 F-150 Snow Plow, Bronco
610310	Ford	44/216	Front	1988 1/2-92 Bronco & F-150
610311	Ford	44/216	Front	1988 1/2-91 Bronco & F-150
610312	Ford	50/229	Front	1989-92 1/2 F-250/350 (Snow Fighter)
610313	Ford	60/248	Front	1988 1/2-91 1/2 F-350 Monobeam SRW
610316	Jeep/AMC	30/181	Front	1992 1/2-93 1/2 XJ 4X2 (Dead Front)
610317	Jeep/AMC	30/181	Front	1990-90 1/2 XJ Disconnect
610318	Jeep/AMC	30/181	Front	1990-91 1/2 XJ Non-Disconnect - Live Spindle Wheel End
610319	Jeep/AMC	30/181	Front	1990-90 1/2 YJ Disconnect
610320	Jeep/AMC	30/181	Front	1990-91 1/2 YJ Non-Disconnect - Live Spindle Wheel End
610321	Jeep/AMC	30/181	Front	1988 1/2-89 XJ Disconnect
610322	Jeep/AMC	30/181	Front	1988 1/2-89 XJ Non-Disconnect - Live Spindle Wheel End
610323	Jeep/AMC	30/181	Front	1988 1/2-89 YJ Disconnect
610324	Jeep/AMC	30/181	Front	1988 1/2-89 YJ Non-Disconnect - Live Spindle Wheel End
610325	Jeep/AMC	44/216	Front	1988 1/2-92 Grand Wagoneer
610327	Jeep/AMC	30/181	Front	1988 1/2-89 XJ Non-Discon. w/ABS Anti Skid-Live Spindle WE
610328	Jeep/AMC	30/181	Front	1988 1/2-89 XJ Disconnect, Valeo Export
610329	Chrysler/Dodge	44/216	Front	1988-88 1/2 D-500 & D-800
610331	Chrysler/Dodge	44/216	Front	1989-90 D-600
610332	Chrysler/Dodge	60/248	Front	1989 D-600 & D-700
610333	Chrysler/Dodge	61/248	Front	1989 D-600 & D-700
610334	Jeep/AMC	30/181	Front	1988 XJ Non-Disconnect, Valeo Export-Live Spindle WE

Bill of Material Number	Manufacturer	Dana Axle Model	Front/Rear	Application
610335	Ford	44/216	Front	1988 1/2-92 Bronco & F-150
610336	Jeep/AMC	30/181	Front	1990-91 1/2 XJ Non-Disconnect - Live Spindle Wheel End w/ABS
610337	Jeep/AMC	30/181	Front	1988 1/2-89 XJ Non-Disconnect, Valeo Export-Live Spindle WE
610339	Jeep/AMC	30/181	Front	1990-90 1/2 XJ Disconnect, Valeo Export
610340	Jeep/AMC	30/181	Front	1990-90 1/2 XJ Non-Disconnect, Valeo Export-Live Spindle WE
610341	Chrysler/Dodge	60/248	Front	1989-90 D-600
610342	Chrysler/Dodge	61/248	Front	1989 D-600 & D-700
610346	Jeep/AMC	30/181	Front	1992 1/2-93 ZJ w/ABS, CV Joint
610348	Jeep/AMC	30/181	Front	1992-93 1/2 XJ 4X2 (Dead Front) w/ABS
610351	Jeep/AMC	30/181	Front	1990 1/2-91 1/2 XJ 4X2 (Dead Front)
610355	Chrysler/Dodge	44/216	Front	1990-91 1/2 D-500 & D-800
610356	Chrysler/Dodge	44/216	Front	1991-91 1/2 D-600
610357	Chrysler/Dodge	60/248	Front	1991-91 1/2 D-600
610358	Chrysler/Dodge	61/248	Front	1991-92 D-600 & D-700
610360	Chrysler/Dodge	44/216	Front	1991-91 1/2 D-600
610361	Jeep/AMC	30/181	Front	1991-91 1/2 XJ Disconnect
610362	Jeep/AMC	30/181	Front	1991-91 1/2 YJ Disconnect
610363	Jeep/AMC	30/181	Front	1991 XJ Disconnect
610365	Ford	35/194	Front	1990 1/2-92 1/2 Ranger/Bronco II
610366	Ford	35/194	Front	1990 1/2-92 1/2 Explorer
610367	Jeep/AMC	30/181	Front	1995-97 XJ Non-Disconnect, Cardan - Live Spindle Wheel End
610369	Ford	28/175	Front	1992 1/2 Aerostar
610371	Ford	60/248	Front	1992 F-350 (Uses Socket Assy Instead of King Pin Assy)
610372	Jeep/AMC	30/181	Front	1991 XJ Non-Disconnect - Live Spindle Wheel End
610373	Jeep/AMC	30/181	Front	1991 XJ Non-Disconnect
610374	Jeep/AMC	30/181	Front	1991 XJ Non-Disconnect - Live Spindle Wheel End w/ABS
610375	Jeep/AMC	30/181	Front	1991 XJ 4X2 (Dead Front)
610379	Jeep/AMC	30/181	Front	1992-93 1/2 XJ Non-Disconnect w/ABS
610381	Jeep/AMC	30/181	Front	1993-93 1/2 YJ Disconnect w/ABS
610383	Jeep/AMC	30/181	Front	1993-93 1/2 XJ Non-Disconnect - Live Spindle Wheel End
610391	Jeep/AMC	30/181	Front	1992-93 1/2 XJ Non-Disconnect
610392	Jeep/AMC	30/181	Front	1992-93 1/2 YJ Non-Disconnect
610393	Jeep/AMC	30/181	Front	1992-93 1/2 YJ Disconnect
610398	Chrysler/Dodge	60/248	Front	1992 D-600
610400	Jeep/AMC	30/181	Front	1993 ZJ (Dead Front) w/ABS
610401	Jeep/AMC	30/181	Front	1991 1/2 XJ Disconnect
610402	Jeep/AMC	30/181	Front	1991 1/2 XJ Non-Disconnect
610403	Jeep/AMC	30/181	Front	1991 1/2 XJ Non-Disconnect w/ABS
610404	Jeep/AMC	30/181	Front	1991 1/2-92 1/2 XJ 4X2 (Dead Front)
610405	Chrysler/Dodge	60/248	Front	1993 D-600 & D-700
610406	Chrysler/Dodge	61/248	Front	1993-93 1/2 D-600 & D-700
610407	Ford	44/216	Front	1992 1/2 Bronco & F-150
610408	Ford	44/216	Front	1992 1/2 Bronco & F-150
610410	Ford	35/194	Front	1993-94 1/2 Explorer w/ABS
610411	Ford	44/216	Front	1993-93 1/2 Bronco w/ABS
610413	Jeep/AMC	30/181	Front	1993-93 1/2 XJ Non-Disconnect - Live Spindle Wheel End w/ABS
610414	Ford	44/216	Front	1993-93 1/2 Bronco & F-150
610416	Jeep/AMC	30/181	Front	1993-93 1/2 XJ 4X2 (Dead Front) w/ABS
610417	Jeep/AMC	30/181	Front	1993-93 1/2 XJ Non-Disconnect w/ABS
610418	Ford	28/175	Front	1993-94 1/2 Ranger
610419	Ford	35/194	Front	1993-94 1/2 Ranger

Bill of Material Number	Manufacturer	Dana Axle Model	Front/Rear	Application
610422	Chrysler/Dodge	44/216	Front	1994-94 1/2 W1500
610423	Chrysler/Dodge	44/216	Front	1994-94 1/2 W2500
610424	Chrysler/Dodge	44/216	Front	1994-94 1/2 W1500 w/ABS
610425	Chrysler/Dodge	44/216	Front	1994-94 1/2 W2500 w/ABS
610426	Chrysler/Dodge	60/248	Front	1994-94 1/2 W2500 HD w/ABS
610427	Chrysler/Dodge	60/248	Front	1994 D3500 (Dead Front)
610428	Chrysler/Dodge	60/248	Front	1994-94 1/2 W3500
610430	Chrysler/Dodge	60/248	Front	1992-92 1/2 D-600 & D-700
610431	Chrysler/Dodge	61/248	Front	1992-92 1/2 D-600 & D-700
610432	Ford	60/248	Front	1993-93 1/2 F-350
610436	Ford	35/194	Front	1992 1/2 Ranger
610437	Ford	35/194	Front	1992 1/2 Explorer
610438	Jeep/AMC	30/181	Front	1993 ZJ w/ABS, CV Joint
610439	Ford	50/229	Front	1993-94 F-250/350 (Snow Fighter)
610440	Chrysler/Dodge	60/248	Front	1994-94 1/2 W2500 HD
610443	Ford	44/216	Front	1994 Bronco w/ABS
610444	Ford	44/216	Front	1994 Bronco & F-150
610445	Ford	60/248	Front	1994 F-350
610446	Ford	44/216	Front	1995 Bronco & F-150
610447	Ford	44/216	Front	1994 Bronco w/ABS
610448	Ford	28/175	Front	1992 1/2-97 Aerostar
610449	Jeep/AMC	30/181	Front	1993 1/2 ZJ w/ABS
610450	Jeep/AMC	30/181	Front	1993 1/2 ZJ w/ABS
610451	Jeep/AMC	30/181	Front	1993 1/2 ZJ w/ABS
610452	Jeep/AMC	30/181	Front	1993 1/2 ZJ (Dead Front) w/ABS
610453	Jeep/AMC	30/181	Front	1994 XJ 4X2 (Dead Front)
610459	Ford	50/229	Front	1995 F-250/350 (Snow Fighter)
610460	Ford	60/248	Front	1995 F-350
610461	Jeep/AMC	30/181	Front	1994-96 YJ Disconnect
610462	Jeep/AMC	30/181	Front	1994-96 YJ Disconnect w/ABS
610463	Jeep/AMC	30/181	Front	1994-96 YJ Non-Disconnect
610464	Jeep/AMC	30/181	Front	1994 YJ Disconnect
610465	Jeep/AMC	30/181	Front	1994 ZJ (Dead Front) w/ABS
610466	Jeep/AMC	30/181	Front	1994 XJ Non-Disconnect
610467	Jeep/AMC	30/181	Front	1994 XJ Non-Disconnect
610468	Jeep/AMC	30/181	Front	1994 XJ Non-Disconnect - Live Spindle Wheel End
610469	Jeep/AMC	30/181	Front	1994 XJ Non-Disconnect - Live Spindle Wheel End w/ABS
610472	Jeep/AMC	30/181	Front	1994 XJ 4X2 (Dead Front) w/ABS
610473	Jeep/AMC	30/181	Front	1994-96 ZJ w/ABS
610474	Jeep/AMC	30/181	Front	1994-94 1/2 ZJ w/ABS
610475	Jeep/AMC	30/181	Front	1994-97 ZJ (Dead Front) w/ABS
610476	Ford	35/198	Front	1995 Explorer - Disconnect
610478	Jeep/AMC	30/181	Front	1994-96 ZJ w/ABS
610483	Ford	35/194	Front	1995-97 1/2 Ranger w/ABS
610484	Ford	28/175	Front	1995-97 1/2 Ranger w/ABS
610489	Jeep/AMC	30/181	Front	1997 TJ RHD
610500	Jeep/AMC	30/181	Front	1994 1/2-96 XJ 4X2 (Dead Front)
610501	Jeep/AMC	30/181	Front	1994 1/2-97 XJ 4X2 (Dead Front) w/ABS
610502	Jeep/AMC	30/181	Front	1994 1/2-97 XJ Non-Disconnect
610503	Jeep/AMC	30/181	Front	1994 1/2-97 XJ Non-Disconnect w/ABS
610504	Jeep/AMC	30/181	Front	1994 1/2-97 XJ RHD



Bill of Material Number	Manufacturer	Dana Axle Model	Front/Rear	Application
610505	Jeep/AMC	30/181	Front	1994 1/2-97 XJ RHD w/ABS
610506	Jeep/AMC	30/181	Front	1994 1/2-97 XJ RHD, (Dead Front)
610507	Jeep/AMC	30/181	Front	1994 1/2-97 XJ RHD, (Dead Front)
610512	Chrysler/Dodge	44/216	Front	1995-96 1/2 W1500
610513	Chrysler/Dodge	44/216	Front	1995-96 1/2 W2500
610514	Chrysler/Dodge	44/216	Front	1995 W1500 w/ABS
610515	Chrysler/Dodge	44/216	Front	1995 W2500 w/ABS
610516	Chrysler/Dodge	60/248	Front	1994-95 W2500 HD w/ABS
610517	Chrysler/Dodge	60/248	Front	1995-96 W3500
610518	Chrysler/Dodge	60/248	Front	1995-96 W2500 HD
610528	Jeep/AMC	30/181	Front	1995-97 XJ Non-Disconnect w/ABS
610530	Chrysler/Dodge	60/248	Front	1995-96 1/2 D3500 (Dead Front)
610532	Chrysler/Dodge	60/248	Front	1995-96 Air Force Tow Vehicle
610537	Chrysler/Dodge	44/216	Front	1995-95 1/2 W1500 w/ABS
610538	Chrysler/Dodge	44/216	Front	1995-95 1/2 W2500 w/ABS
610539	Chrysler/Dodge	60/248	Front	1995-95 1/2 W2500 HD w/ABS
610540	Chrysler/Dodge	60/248	Front	1995-95 1/2 W3500 w/ABS
610541	Chrysler/Dodge	60/248	Front	1995 D3500 (Dead Front) w/ABS
610556	Ford	35/198	Front	1998 Explorer - Non-Disconnect - CV
610557	Jeep/AMC	30/181	Front	1995 1/2-97 XJ RHD
610558	Jeep/AMC	30/181	Front	1995-97 XJ Non-Disconnect w/ABS
610572	Jeep/AMC	30/181	Front	1996 1/2-97 1/2 ZJ w/ABS
610573	Jeep/AMC	30/181	Front	1996 1/2-97 1/2 ZJ w/ABS
610576	Chrysler/Dodge	35/198	Front	1997-99 Dakota
610581	Ford	35/198	Front	1995-96 Explorer - Disconnect- CV
610582	Ford	35/198	Front	1995-96 Explorer - Disconnect
610585	Ford	35/198	Front	1996 Explorer - Non-Disconnect - CV
610586	Ford	35/198	Front	1996 Explorer - Non-Disconnect
610602	Chrysler/Dodge	44/216	Front	1996 W1500 w/ABS
610603	Chrysler/Dodge	44/216	Front	1996 W2500 w/ABS
610604	Chrysler/Dodge	60/248	Front	1996 W2500 HD w/ABS
610605	Chrysler/Dodge	60/248	Front	1996 W3500 w/ABS
610606	Chrysler/Dodge	60/248	Front	1996 D3500 (Dead Front) w/ABS
610607	Ford	44/216	Front	1996 1/2 Bronco & F-150
610608	Ford	44/216	Front	1996 1/2 Bronco w/ABS
610609	Ford	50/229	Front	1996 1/2-97 F-250/350 (Snow Fighter)
610610	Ford	60/248	Front	1996 1/2-97 F-350
610612	Chrysler/Dodge	44/216	Front	1996 W1500
610613	Chrysler/Dodge	44/216	Front	1996 W2500
610614	Chrysler/Dodge	44/216	Front	1996 1/2 W1500 w/ABS
610615	Chrysler/Dodge	44/216	Front	1996 1/2 W2500 w/ABS
610616	Chrysler/Dodge	60/248	Front	1996 1/2 W2500 HD
610617	Chrysler/Dodge	60/248	Front	1996 1/2 W2500 HD w/ABS
610618	Chrysler/Dodge	60/248	Front	1996 1/2 W3500
610619	Chrysler/Dodge	60/248	Front	1996 1/2 W3500 w/ABS
610620	Chrysler/Dodge	60/248	Front	1996 D3500 (Dead Front)
610621	Chrysler/Dodge	60/248	Front	1996 D3500 (Dead Front) w/ABS
610622	Chrysler/Dodge	60/248	Front	1996 1/2 Air Force Tow Vehicle
610629	Jeep/AMC	30/181	Front	1997 TJ w/ABS
610630	Jeep/AMC	30/181	Front	1997 TJ
610631	Chrysler/Dodge	44/216	Front	1997-97 1/2 W1500

Bill of Material Number	Manufacturer	Dana Axle Model	Front/ Rear	Application
610632	Chrysler/Dodge	44/216	Front	1997-97 1/2 W2500
610633	Chrysler/Dodge	44/216	Front	1997-97 1/2 W1500 w/ABS
610634	Chrysler/Dodge	44/216	Front	1997-97 1/2 W2500 w/ABS
610635	Chrysler/Dodge	60/248	Front	1997 W2500 HD
610636	Chrysler/Dodge	60/248	Front	1997 W2500 HD w/ABS
610637	Chrysler/Dodge	60/248	Front	1997 W3500
610638	Chrysler/Dodge	60/248	Front	1997 W3500 w/ABS
610639	Chrysler/Dodge	60/248	Front	1997 D3500 (Dead Front)
610640	Chrysler/Dodge	60/248	Front	1997 D3500 (Dead Front) w/ABS
610642	Ford	35/198	Front	1998-98 1/2 Explorer/Ranger - Non-Disconnect - CV
610643	Ford	35/198	Front	1998-98 1/2 Explorer - Non-Disconnect
610644	Ford	35/198	Front	1997 1/2 Explorer - Non-Disconnect - CV
610645	Ford	35/198	Front	1998-98 1/2 Explorer - Non-Disconnect
610652	Ford	35/194	Front	1997-97 1/2 Ranger
610653	Ford	28/175	Front	1997 Ranger
610654	Ford	50/229	Front	1998 1/2-99 F-250/350 SRW (4x4) w/ABS
610655	Ford	60/248	Front	1998-99 F-350 DRW (4x4)
610656	Ford	60/248	Front	1998 F-350 DRW (4x4)
610659	Ford	50/229	Front	1998 1/2-99 F-250/350 SRW (4x4)
610663	Jeep/AMC	30/181	Front	1997-97 1/2 ZJ w/ABS
610664	Jeep/AMC	30/181	Front	1997-97 1/2 ZJ w/ABS
610665	Jeep/AMC	30/181	Front	1997-97 1/2 ZJ (Dead Front) w/ABS
610667	Jeep/AMC	30/181	Front	1997 1/2 XJ 4X2 (Dead Front)
610668	Jeep/AMC	30/181	Front	1997 1/2 XJ 4X2 (Dead Front) w/ABS
610669	Jeep/AMC	30/181	Front	1997 1/2 XJ 4X2 (Dead Front)
610670	Jeep/AMC	30/181	Front	1997 1/2 XJ 4X2 (Dead Front) w/ABS
610671	Jeep/AMC	30/181	Front	1997 XJ Non-Disconnect - Live Spindle Wheel End
610672	Jeep/AMC	30/181	Front	1997 1/2 XJ Non-Disconnect - Live Spindle Wheel End w/ABS
610673	Jeep/AMC	30/181	Front	1997 1/2 XJ Non-Disconnect - Live Spindle Wheel End
610674	Jeep/AMC	30/181	Front	1997 1/2 XJ Non-Disconnect - Live Spindle Wheel End w/ABS
610675	Jeep/AMC	30/181	Front	1997 1/2 XJ Diesel
610676	Jeep/AMC	30/181	Front	1997 1/2 XJ Diesel w/ABS
610677	Jeep/AMC	30/181	Front	1997 1/2 XJ Diesel
610678	Jeep/AMC	30/181	Front	1997 1/2 XJ Diesel w/ABS
610680	Jeep/AMC	30/181	Front	1997 1/2 TJ RHD
610681	Jeep/AMC	30/181	Front	1997 1/2 TJ w/ABS
610682	Jeep/AMC	30/181	Front	1997 1/2 TJ
610708	Chrysler/Dodge	60/248	Front	1997 W2500 HD
610709	Chrysler/Dodge	60/248	Front	1997 W3500 w/ABS
610710	Chrysler/Dodge	60/248	Front	1997 1/2 W3500
610711	Chrysler/Dodge	60/248	Front	1997 W3500 w/ABS
610712	Chrysler/Dodge	60/248	Front	1996 D3500 (Dead Front)
610713	Chrysler/Dodge	60/248	Front	1997 D3500 (Dead Front) w/ABS
610714	Chrysler/Dodge	60/248	Front	1997 1/2 Air Force Tow Vehicle
610715	Chrysler/Dodge	44/216	Front	1998-98 1/2 W1500
610717	Chrysler/Dodge	44/216	Front	1998-98 1/2 W1500 w/ABS
610719	Chrysler/Dodge	60/248	Front	1998-98 1/2 W2500 HD
610720	Chrysler/Dodge	60/248	Front	1998-98 1/2 W3500
610722	Chrysler/Dodge	60/248	Front	1998-98 1/2 W3500
610723	Chrysler/Dodge	60/248	Front	1998-98 1/2 W3500 w/ABS
610724	Chrysler/Dodge	60/248	Front	1998 D3500 (Dead Front)

Bill of Material Number	Manufacturer	Dana Axle Model	Front/Rear	Application
610725	Chrysler/Dodge	60/248	Front	1998 D3500 (Dead Front) w/ABS
610727	Chrysler/Dodge	60/248	Front	1997 W2500 HD
610728	Chrysler/Dodge	60/248	Front	1997 W2500 HD w/ABS
610729	Chrysler/Dodge	60/248	Front	1997 1/2 W3500
610730	Chrysler/Dodge	60/248	Front	1997 1/2 W3500 w/ABS
610731	Chrysler/Dodge	60/248	Front	1997 D3500 (Dead Front)
610732	Chrysler/Dodge	60/248	Front	1997 D3500 (Dead Front) w/ABS
610734	Jeep/AMC	Super 30/186	Front	1999 WJ CV w/ABS
610735	Jeep/AMC	Super 30/186	Front	1999 WJ w/ABS
610738	Chrysler/Dodge	60/248	Front	1997 1/2 W2500 HD
610739	Chrysler/Dodge	60/248	Front	1997 1/2 W2500 HD w/ABS
610740	Ford	50/229	Front	1997 1/2-98 F-250/350 (Snow Fighter)
610741	Ford	60/248	Front	1997 1/2-98 F-350
610742	Jeep/AMC	Super 30/186	Front	1999 WJ CV w/ABS
610745	Chrysler/Dodge	60/248	Front	1997 W2500 HD
610746	Chrysler/Dodge	60/248	Front	1997 W2500 HD w/ABS
610748	Jeep/AMC	30/181	Front	1998-98 1/2 ZJ w/ABS
610749	Jeep/AMC	30/181	Front	1998-98 1/2 ZJ w/ABS, CV Joint
610750	Jeep/AMC	30/181	Front	1998-98 1/2 ZJ (Dead Front) w/ABS
610751	Jeep/AMC	30/181	Front	1998-98 1/2 ZJ w/ABS, CV Joint
610752	Jeep/AMC	30/181	Front	1998-98 1/2 ZJ w/ABS
610755	Jeep/AMC	30/181	Front	1998-98 1/2 TJ
610756	Jeep/AMC	30/181	Front	1998-98 1/2 TJ w/ABS
610757	Jeep/AMC	30/181	Front	1998-98 1/2 TJ RHD
610758	Jeep/AMC	30/181	Front	1998-98 1/2 XJ Non-Disconnect, Cardan - Live Spindle WEnd
610759	Jeep/AMC	30/181	Front	1998-98 1/2 XJ Non-Disconnect - Live Spindle Wheel End w/ABS
610760	Jeep/AMC	30/181	Front	1998-98 1/2 XJ Non-Disconnect - Live Spindle Wheel End
610761	Jeep/AMC	30/181	Front	1998-98 1/2 XJ Non-Disconnect - Live Spindle Wheel End w/ABS
610762	Jeep/AMC	30/181	Front	1998-98 1/2 XJ Diesel
610763	Jeep/AMC	30/181	Front	1998-98 1/2 XJ Diesel w/ABS
610764	Jeep/AMC	30/181	Front	1998-98 1/2 XJ Diesel
610765	Jeep/AMC	30/181	Front	1998-98 1/2 XJ Diesel w/ABS
610766	Jeep/AMC	30/181	Front	1998-98 1/2 XJ 4X2 (Dead Front)
610767	Jeep/AMC	30/181	Front	1998-98 1/2 XJ 4X2 (Dead Front) w/ABS
610768	Jeep/AMC	30/181	Front	1998-98 1/2 XJ 4X2 (Dead Front)
610769	Jeep/AMC	30/181	Front	1998-98 1/2 XJ 4X2 (Dead Front) w/ABS
610774	Ford	35/198	Front	1999 Explorer - Non-Disconnect - CV
610784	Jeep/AMC	30/181	Front	1997 ZJ w/ABS, CV Joint
610786	Chrysler/Dodge	44/216	Front	1999 W1500
610787	Chrysler/Dodge	44/216	Front	1999 W1500 w/ABS
610788	Chrysler/Dodge	60/248	Front	1999 W2500 HD
610789	Chrysler/Dodge	60/248	Front	1999 W3500
610790	Chrysler/Dodge	60/248	Front	1999 W2500 HD w/ABS
610791	Chrysler/Dodge	60/248	Front	1999 W3500 w/ABS
610792	Chrysler/Dodge	44/216	Front	1998 1/2 W1500
610793	Chrysler/Dodge	44/216	Front	1998 1/2 W1500 w/ABS
610794	Chrysler/Dodge	60/248	Front	2000 D3500 (Dead Front) w/ABS
610796	Chrysler/Dodge	60/248	Front	2000 W2500 HD
610798	Chrysler/Dodge	60/248	Front	2000 W2500 w/ABS
610799	Chrysler/Dodge	60/248	Front	2000 W3500 w/ABS
610800	Chrysler/Dodge	44/216	Front	2000 W1500

Bill of Material Number	Manufacturer	Dana Axle Model	Front/Rear	Application
610801	Chrysler/Dodge	44/216	Front	2000 W1500 w/ABS
610808	Chrysler/Dodge	60/248	Front	1998 W2500 HD
610809	Chrysler/Dodge	60/248	Front	1998 1/2 W3500
610810	Chrysler/Dodge	60/248	Front	1998 W2500 HD w/ABS
610811	Chrysler/Dodge	60/248	Front	1998 1/2 W3500 w/ABS
610812	Chrysler/Dodge	60/248	Front	1998 D3500 (Dead Front)
610813	Chrysler/Dodge	60/248	Front	1998 D3500 (Dead Front) w/ABS
610814	Chrysler/Dodge	44/216	Front	1998 W1500
610815	Chrysler/Dodge	44/216	Front	1998 W1500 w/ABS
610826	Chrysler/Dodge	44/216	Front	1999 W1500
610827	Chrysler/Dodge	44/216	Front	1999 W1500 w/ABS
610828	Chrysler/Dodge	60/248	Front	1999 W2500 HD
610829	Chrysler/Dodge	60/248	Front	1999 W2500 HD w/ABS
610830	Chrysler/Dodge	60/248	Front	1999 W3500 w/ABS
610831	Chrysler/Dodge	60/248	Front	1999 D3500 (Dead Front) w/ABS
610832	Chrysler/Dodge	60/248	Front	1999 Air Force Tow Vehicle
610833	Ford	Super 30/198	Front	2001-04 Explorer
610834	Chrysler/Dodge	44/216	Front	1999 W1500
610835	Chrysler/Dodge	44/216	Front	1999 W1500 w/ABS
610836	Chrysler/Dodge	60/248	Front	2000 W2500 HD
610837	Chrysler/Dodge	60/248	Front	2000 W2500 HD w/ABS
610838	Chrysler/Dodge	60/248	Front	2000 W3500 w/ABS
610839	Chrysler/Dodge	60/248	Front	2000 D3500 (Dead Front) w/ABS
610840	Chrysler/Dodge	60/248	Front	1999 D3500 (Dead Front)
610847	Chrysler/Dodge	44/216	Front	2000 W1500
610848	Chrysler/Dodge	44/216	Front	2000 W1500 w/ABS
610849	Jeep/AMC	30/181	Front	1998 X1 Non-Disconnect
610850	Jeep/AMC	30/181	Front	1998 X1 Non-Disconnect w/ABS
610851	Jeep/AMC	30/181	Front	1998 X1 Non-Disconnect, RH Steering
610852	Jeep/AMC	30/181	Front	1998 X1 Non-Disconnect, RH Steering w/ABS
610853	Jeep/AMC	30/181	Front	1998 X1 Non-Disconnect, Diesel w/ABS
610854	Jeep/AMC	30/181	Front	1998 X1 (Dead Front)
610855	Jeep/AMC	30/181	Front	1998 X1 (Dead Front) w/ABS
610856	Jeep/AMC	30/181	Front	2000 XJ
610857	Jeep/AMC	30/181	Front	2000 XJ w/ABS
610858	Jeep/AMC	30/181	Front	2000 XJ RHD
610859	Jeep/AMC	30/181	Front	2000 XJ RHD w/ABS
610862	Jeep/AMC	Super 30/186	Front	1999 1/2 WJ CV w/ABS
610863	Jeep/AMC	Super 30/186	Front	1999 1/2 WJ w/ABS
610864	Jeep/AMC	Super 30/186	Front	1999 1/2 WJ CV w/ABS
610865	Jeep/AMC	Super 30/186	Front	1999 1/2 WJ CV w/ABS
610866	Jeep/AMC	Super 30/186	Front	1999 1/2 WJ CV w/ABS
610868	Jeep/AMC	Super 30/186	Front	1999 1/2 WJ CV w/ABS
610869	Jeep/AMC	30/181	Front	1999 XJ Non-Disconnect - Live Spindle Wheel End
610870	Jeep/AMC	30/181	Front	1999 XJ Non-Disconnect - Live Spindle Wheel End w/ABS
610871	Jeep/AMC	30/181	Front	1999 XJ RHD
610872	Jeep/AMC	30/181	Front	1999 XJ RHD w/ABS
610873	Jeep/AMC	30/181	Front	1999 XJ LHD Diesel
610874	Jeep/AMC	30/181	Front	1999 XJ LHD Diesel w/ABS
610875	Jeep/AMC	30/181	Front	1999 XJ RHD Diesel
610876	Jeep/AMC	30/181	Front	1999 XJ RHD Diesel w/ABS



Bill of Material Number	Manufacturer	Dana Axle Model	Front/Rear	Application
610877	Jeep/AMC	30/181	Front	1999 XJ (Dead Front)
610878	Jeep/AMC	30/181	Front	1999 XJ w/ABS (Dead Front)
610879	Jeep/AMC	30/181	Front	1999 XJ RHD, (Dead Front)
610880	Jeep/AMC	30/181	Front	1999 XJ RHD w/ABS (Dead Front)
610881	Jeep/AMC	30/181	Front	1999 TJ
610882	Jeep/AMC	30/181	Front	1999 TJ w/ABS
610883	Jeep/AMC	30/181	Front	1999 TJ RHD
610892	Ford	50/229	Front	1999 1/2-2000 F-250/350 SRW (4x4)
610893	Ford	50/229	Front	1999 1/2-2000 F-250/350 SRW (4x4) w/ABS
610894	Ford	60/248	Front	2000 F-350 DRW (4x4)
610895	Ford	60/248	Front	2000 F-450/550 DRW (4x4)
610896	Ford	60/248	Front	2000 F-450/550 DRW (4X2) Dead Front
610897	Ford	60/248	Front	2000 F-450/550 DRW (4X2) Dead Front
610898	Chrysler/Dodge	60/248	Front	2000 D3500 (Dead Front)
610899	Chrysler/Dodge	60/248	Front	2000 Air Force Tow Vehicle
610904	Jeep/AMC	30/181	Front	1999 X1 Non-Disconnect, RH Steering
610905	Jeep/AMC	30/181	Front	1999 X1 Non-Disconnect, RH Steering w/ABS
610906	Jeep/AMC	30/181	Front	1999 X1 Non-Disconnect
610907	Jeep/AMC	30/181	Front	1999 X1 Non-Disconnect w/ABS
610908	Jeep/AMC	30/181	Front	1999 X1 Non-Disconnect, Diesel w/ABS
610909	Jeep/AMC	30/181	Front	1999 X1 (Dead Front)
610910	Jeep/AMC	30/181	Front	1999 X1 (Dead Front) w/ABS
610911	Chrysler/Dodge	44/216	Front	2000 W1500 Off Road Axle
610915	Jeep/AMC	30/181	Front	1999 XJ (Dead Front)
610916	Jeep/AMC	30/181	Front	2000 XJ w/ABS (Dead Front)
610917	Jeep/AMC	30/181	Front	2000 XJ RHD, (Dead Front)
610919	Jeep/AMC	Super 30/186	Front	1999 WJ CV w/ABS
610920	Jeep/AMC	Super 30/186	Front	1999 WJ CV w/ABS
610921	Jeep/AMC	Super 30/186	Front	1999 WJ CV w/ABS
610922	Jeep/AMC	Super 30/186	Front	1999 WJ CV w/ABS
610924	Jeep/AMC	Super 30/186	Front	1999 WJ CV w/ABS
610926	Jeep/AMC	Super 30/186	Front	1999 WJ CV w/ABS
610927	Jeep/AMC	Super 30/186	Front	1999 WJ CV w/ABS
610930	Jeep/AMC	30/181	Front	1999 XJ Non-Disconnect - Live Spindle Wheel End w/ABS
610937	Jeep/AMC	30/181	Front	2000 XJ w/ABS (Dead Front)
610938	Chrysler/Dodge	44/216	Front	2000 W1500
610939	Chrysler/Dodge	44/216	Front	2000 W1500 w/ABS
610940	Chrysler/Dodge	44/216	Front	2000 W1500 Off Road Axle
610941	Chrysler/Dodge	60/248	Front	2000 W2500 HD w/ABS
610942	Chrysler/Dodge	60/248	Front	2000 W3500 w/ABS
610943	Chrysler/Dodge	60/248	Front	2000 D3500 (Dead Front) w/ABS
610944	Jeep/AMC	30/181	Front	1999 XJ w/ABS (Dead Front)
610945	Jeep/AMC	30/181	Front	2000 XJ w/ABS
610946	Jeep/AMC	Super 30/186	Front	2000 WJ CV w/ABS
610947	Jeep/AMC	Super 30/186	Front	2000 WJ CV w/ABS
610948	Jeep/AMC	Super 30/186	Front	2000 WJ CV w/ABS
610949	Jeep/AMC	Super 30/186	Front	2000 WJ CV w/ABS
610951	Jeep/AMC	Super 30/186	Front	2000 WJ CV w/ABS
610952	Jeep/AMC	Super 30/186	Front	2000 WJ CV w/ABS
610953	Jeep/AMC	Super 30/186	Front	2000 WJ CV w/ABS
610954	Ford	60/248	Front	2000 F-350 DRW (4x4)

Bill of Material Number	Manufacturer	Dana Axle Model	Front/Rear	Application
610965	Jeep/AMC	Super 30/186	Front	2001 KJ
610967	Jeep/AMC	30/181	Front	2000 XJ
610968	Jeep/AMC	30/181	Front	2000 XJ w/ABS
610969	Jeep/AMC	30/181	Front	2000 XJ RHD
610970	Jeep/AMC	30/181	Front	2000 XJ RHD w/ABS
610971	Jeep/AMC	30/181	Front	2000 XJ LHD Diesel
610972	Jeep/AMC	30/181	Front	2000 XJ LHD Diesel w/ABS
610973	Jeep/AMC	30/181	Front	2000 XJ RHD Diesel
610974	Jeep/AMC	30/181	Front	2000 XJ RHD Diesel w/ABS
610975	Jeep/AMC	30/181	Front	2000 XJ RHD
610976	Jeep/AMC	30/181	Front	2000 XJ Non-Disconnect - Live Spindle Wheel End
610977	Jeep/AMC	30/181	Front	2000 XJ Non-Disconnect - Live Spindle Wheel End
610979	Ford	50/229	Front	2000 F-250/350 Excursion SRW (4x4) w/ABS
610980	Jeep/AMC	30/181	Front	2000 XJ
610992	Ford	50/229	Front	2000 1/2 F-250/350 SRW (4x4)
610993	Ford	50/229	Front	2000 1/2 F-250/350 SRW (4x4) w/ABS
610994	Ford	60/248	Front	2000 1/2 F-350 DRW (4x4)
610995	Ford	60/248	Front	2000 1/2 F-450/550 DRW (4x4)
610996	Ford	60/248	Front	2000 1/2 F-450/550 DRW (4X2) Dead Front
610997	Ford	60/248	Front	2000 1/2 F-450/550 DRW (4X2) Dead Front
610998	Ford	60/248	Front	2000 F-350 DRW (4x4)
610999	Ford	50/229	Front	2000 1/2 F-250/350 Excursion SRW (4x4) w/ABS
611003	Jeep/AMC	30/181	Front	2000 X1 (Dead Front)
611007	Jeep/AMC	Super 30/186	Front	2000 WJ CV w/ABS
611008	Jeep/AMC	Super 30/186	Front	2000 WJ CV w/ABS
611009	Jeep/AMC	Super 30/186	Front	2000 WJ CV w/ABS
611010	Jeep/AMC	Super 30/186	Front	2000 WJ CV w/ABS
611012	Jeep/AMC	Super 30/186	Front	2000 WJ CV w/ABS
611013	Jeep/AMC	Super 30/186	Front	2000 WJ CV w/ABS
611014	Jeep/AMC	Super 30/186	Front	2000 WJ CV w/ABS
611034	Jeep/AMC	Super 30/186	Front	2001 KJ
611035	Jeep/AMC	Super 30/186	Front	2001 KJ
611036	Jeep/AMC	Super 30/186	Front	2000-01 KJ
611044	Ford	35/198	Front	2000 Sport Trac Pick-Up
611048	Chrysler/Dodge	44/216	Front	2000-01 W1500
611049	Chrysler/Dodge	44/216	Front	2000-01 W1500 w/ABS
611050	Chrysler/Dodge	44/216	Front	2000-01 W1500
611053	Ford	35/198	Front	2001 Ranger
611054	Chrysler/Dodge	60/248	Front	2000-01 W2500 HD
611055	Chrysler/Dodge	60/248	Front	2000-01 W2500 HD w/ABS
611056	Chrysler/Dodge	60/248	Front	2000-01 W3500 w/ABS
611057	Chrysler/Dodge	60/248	Front	2000 D3500 (Dead Front) w/ABS
611058	Chrysler/Dodge	60/248	Front	2000 D3500 (Dead Front)
611059	Chrysler/Dodge	60/248	Front	2000-01 W2500 Air Force Tow Vehicle
611071	Ford	50/229	Front	2000 F-250/350 SRW (4x4) w/ABS
611072	Ford	60/248	Front	2000 F-350 DRW (4x4)
611073	Ford	60/248	Front	2000 F-450/550 DRW (4x4)
611074	Ford	60/248	Front	2000 F-350 DRW (4x4)
611075	Chrysler/Dodge	60/248	Front	2000 W2500 HD
611076	Chrysler/Dodge	60/248	Front	2000 W2500 HD w/ABS
611077	Chrysler/Dodge	60/248	Front	2000 W3500 w/ABS

Bill of Material Number	Manufacturer	Dana Axle Model	Front/Rear	Application
611078	Chrysler/Dodge	60/248	Front	2000 D3500 (Dead Front) w/ABS
611079	Chrysler/Dodge	60/248	Front	2000 D3500 (Dead Front)
611081	Ford	60/248	Front	2001 F-450/550 DRW (4X2) Dead Front
611082	Ford	60/248	Front	2001 F-450/550 DRW (4X2) Dead Front
611090	Jeep/AMC	Super 30/186	Front	2001 KJ
611091	Jeep/AMC	Super 30/186	Front	2002 KJ
611092	Jeep/AMC	Super 30/186	Front	2000-01 KJ
611093	Jeep/AMC	Super 30/186	Front	2000 WJ CV w/ABS
611094	Jeep/AMC	Super 30/186	Front	2000 WJ CV w/ABS
611095	Jeep/AMC	Super 30/186	Front	2000 WJ CV w/ABS
611096	Jeep/AMC	Super 30/186	Front	2000 WJ CV w/ABS
611097	Jeep/AMC	Super 30/186	Front	2001 WJ (Dead Front)
611098	Jeep/AMC	Super 30/186	Front	2000 WJ CV w/ABS
611099	Jeep/AMC	Super 30/186	Front	2000 WJ CV w/ABS
611100	Jeep/AMC	Super 30/186	Front	2000 WJ CV w/ABS
611101	Jeep/AMC	30/181	Front	2001 XJ
611102	Jeep/AMC	30/181	Front	2001 XJ w/ABS
611103	Jeep/AMC	30/181	Front	2001 XJ RHD
611104	Jeep/AMC	30/181	Front	2001 XJ RHD w/ABS
	Jeep/AMC	30/181	Front	2001 XJ RHD w/ABS
611105	Jeep/AMC	30/181	Front	2001 XJ w/ABS
611106	Jeep/AMC	30/181	Front	2001 XJ
611107	Jeep/AMC	30/181	Front	2001 XJ w/ABS
611109	Jeep/AMC	30/181	Front	2001 XJ RHD w/ABS
611110	Jeep/AMC	30/181	Front	2001 XJ RHD
611113	Jeep/AMC	30/181	Front	2001 XJ
611114	Jeep/AMC	30/181	Front	2001-02 TJ
611115	Jeep/AMC	30/181	Front	2001-02 TJ w/ABS
611116	Jeep/AMC	30/181	Front	2001-02 TJ RHD
611117	Jeep/AMC	Super 30/186	Front	2001 WJ CV w/ABS
611118	Jeep/AMC	Super 30/186	Front	2001 WJ CV w/ABS
611119	Jeep/AMC	Super 30/186	Front	2001 WJ CV w/ABS
611120	Jeep/AMC	Super 30/186	Front	2001 WJ CV w/ABS
611121	Jeep/AMC	Super 30/186	Front	2001 WJ CV w/ABS
611122	Jeep/AMC	Super 30/186	Front	2001 WJ CV w/ABS
611123	Jeep/AMC	Super 30/186	Front	2001 WJ (Dead Front)
611124	Jeep/AMC	Super 30/186	Front	2001 WJ CV w/ABS
611125	Jeep/AMC	Super 30/186	Front	2001 WJ CV w/ABS
611126	Jeep/AMC	Super 30/186	Front	2001 WJ CV w/ABS
611130	Jeep/AMC	30/181	Front	2001 XJ
611131	Jeep/AMC	30/181	Front	2001 XJ LHD Diesel w/ABS
611132	Jeep/AMC	30/181	Front	2001 XJ RHD Diesel
611133	Jeep/AMC	30/181	Front	2001 XJ RHD Diesel w/ABS
611149	Chrysler/Dodge	44/216	Front	2001 W1500
611150	Chrysler/Dodge	44/216	Front	2001 W1500 w/ABS
611151	Chrysler/Dodge	44/216	Front	2001 W1500
611153	Chrysler/Dodge	60/248	Front	2001 W2500 HD
611154	Chrysler/Dodge	60/248	Front	2001 W2500 HD w/ABS
611155	Chrysler/Dodge	60/248	Front	2001 W3500 w/ABS
611156	Chrysler/Dodge	60/248	Front	2001 D3500 (Dead Front) w/ABS
611157	Chrysler/Dodge	60/248	Front	2001 D3500 (Dead Front)

Bill of Material Number	Manufacturer	Dana Axle Model	Front/ Rear	Application
611159	Ford	60/248	Front	2002 F-250/350 SRW (4x4)
611166	Jeep/AMC	Super 30/186	Front	2001 WJ CV w/ABS
611172	Chrysler/Dodge	60/248	Front	2001 1/2 D3500 (Dead Front)
611173	Chrysler/Dodge	60/248	Front	2001 1/2 W2500 HD w/ABS
611174	Chrysler/Dodge	60/248	Front	2001 1/2 W3500 w/ABS
611175	Chrysler/Dodge	60/248	Front	2001 1/2 D3500 (Dead Front) w/ABS
611176	Chrysler/Dodge	60/248	Front	2001 1/2 W2500 HD
611181	Chrysler/Dodge	44/216	Front	2001 W1500 w/ABS
611182	Chrysler/Dodge	44/216	Front	2001 W1500 w/ABS
611183	Chrysler/Dodge	44/216	Front	2001 W1500
611184	Chrysler/Dodge	60/248	Front	2001 W2500
611185	Chrysler/Dodge	60/248	Front	2001 1/2 W2500 HD w/ABS
611186	Chrysler/Dodge	60/248	Front	2001 1/2 W2500 HD w/ABS
611190	Nissan	205	Front	2003-06 4x4 Armada, Titan
611192	Nissan	205	Front	2003-06 4x4 Armada, Titan
611194	Ford	50/229	Front	2001 F-250/350 SRW (4x4)
611195	Ford	60/248	Front	2001 F-350 DRW (4x4)
611196	Ford	60/248	Front	2001-02 F-450/550 DRW (4x4)
611197	Ford	60/248	Front	2001 F-350 DRW (4x4)
611198	Ford	60/248	Front	2001 F-450/550 DRW (4X2) Dead Front
611199	Ford	60/248	Front	2001 F-450/550 DRW (4X2) Dead Front
611201	Ford	60/248	Front	2001 F-450/550 DRW (4x4)
611209	Jeep/AMC	Super 30/186	Front	2004 KJ
611219	Jeep/AMC	Super 30/186	Front	2002 WJ (Dead Front)
611222	Ford	35/198	Front	2002 Explorer/Ranger - Non-Disconnect - CV
611223	Chrysler/Dodge	60/248	Front	2002 W2500 HD w/ABS
611230	Jeep/AMC	Super 30/186	Front	2002-03 KJ
611231	Jeep/AMC	Super 30/186	Front	2002-03 KJ
611251	Jeep/AMC	Super 30/186	Front	2002 WJ CV w/ABS
611252	Jeep/AMC	Super 30/186	Front	2002 WJ CV w/ABS
611253	Jeep/AMC	Super 30/186	Front	2002 WJ CV w/ABS
611254	Jeep/AMC	Super 30/186	Front	2002 WJ CV w/ABS
611263	General Motors	Super 70/273	Front	2005 GMT 560
611273	Ford	Super 60/256	Front	2002-03 6K Monobeam Coil, F-250/F-350
611278	Jeep/AMC	Super 30/186	Front	2002 WJ CV w/ABS
611279	Jeep/AMC	Super 30/186	Front	2001 WJ CV w/ABS
611280	Jeep/AMC	Super 30/186	Front	2002 WJ CV w/ABS
611281	Jeep/AMC	Super 30/186	Front	2002 WJ CV w/ABS
611282	Jeep/AMC	Super 30/186	Front	2002 WJ CV w/ABS
611283	Jeep/AMC	Super 30/186	Front	2002 WJ CV w/ABS
611284	Jeep/AMC	Super 30/186	Front	2002 WJ w/ABS (Dead Front)
611285	Jeep/AMC	Super 30/186	Front	2002 WJ CV w/ABS
611286	Jeep/AMC	Super 30/186	Front	2002 WJ CV w/ABS
611287	Jeep/AMC	Super 30/186	Front	2002 WJ CV w/ABS
611288	Jeep/AMC	Super 30/186	Front	2002 WJ CV w/ABS
611289	Jeep/AMC	Super 30/186	Front	2002 WJ CV w/ABS
611297	Jeep/AMC	44/216	Front	2003-04 TJ w/ABS
611298	Ford	50/229	Front	2002 F-250/350 SRW (4x4)
611299	Ford	60/248	Front	2002 F-250/350 SRW (4x4)
611300	Ford	60/248	Front	2002 F-350 DRW (4x4)
611301	Ford	60/248	Front	2002 F-450/550 DRW (4x4)



Bill of Material Number	Manufacturer	Dana Axle Model	Front/Rear	Application
611302	Ford	60/248	Front	2002 F-450/550 DRW (4x4)
611303	Ford	60/248	Front	2002 F-350 DRW (4x4)
611304	Ford	60/248	Front	2002 F-450/550 DRW (4X2) Dead Front
611305	Ford	60/248	Front	2002 F-450/550 DRW (4X2) Dead Front
611312	Jeep/AMC	30/181	Front	2003-06 TJ
611313	Jeep/AMC	30/181	Front	2003-05 TJ
611314	Jeep/AMC	30/181	Front	2003-05 TJ RHD
611315	Jeep/AMC	44/216	Front	2003-04 TJ w/ABS
611316	Ford	35/198	Front	2002-04 Explorer/Ranger - Non-Disconnect - CV
611319	Jeep/AMC	44/216	Front	2003-04 TJ w/ABS
611321	Jeep/AMC	Super 30/186	Front	2002-03 WJ CV w/ABS
611322	Jeep/AMC	Super 30/186	Front	2001 WJ CV w/ABS
611323	Jeep/AMC	Super 30/186	Front	2002-03 WJ CV w/ABS
611324	Jeep/AMC	Super 30/186	Front	2002-03 WJ CV w/ABS
611325	Jeep/AMC	Super 30/186	Front	2002 WJ CV w/ABS
611326	Jeep/AMC	Super 30/186	Front	2002 WJ CV w/ABS
611327	Jeep/AMC	Super 30/186	Front	2002 WJ (Dead Front)
611328	Jeep/AMC	Super 30/186	Front	2002 WJ CV w/ABS
611329	Jeep/AMC	Super 30/186	Front	2002-03 WJ CV w/ABS
611330	Jeep/AMC	Super 30/186	Front	2002-03 WJ CV w/ABS
611331	Jeep/AMC	Super 30/186	Front	2002-03 WJ CV w/ABS
611332	Jeep/AMC	Super 30/186	Front	2002 WJ CV w/ABS
611333	Ford	Super 30/198	Front	2004 Explorer
611336	Ford	50/229	Front	2002-03 F-250/350 SRW (4x4)
611337	Ford	60/248	Front	2002-03 F-250/350 SRW (4x4)
611338	Ford	60/248	Front	2002-03 F-350 DRW (4x4)
611339	Ford	60/248	Front	2002-03 F-450/550 DRW (4x4)
611340	Ford	60/248	Front	2002 F-350 DRW (4x4)
611341	Ford	60/248	Front	2003 F-450/550 DRW (4X2) Dead Front
611342	Ford	60/248	Front	2003 F-450/550 DRW (4X2) Dead Front
611344	Jeep/AMC	Super 30/186	Front	2005 KJ
611345	Jeep/AMC	Super 30/186	Front	2005 KJ
611354	Jeep/AMC	44/216	Front	2003-04 TJ w/ABS
611356	Ford	Super 60/256	Front	2004-05 6K Monobeam Coil, F-250/F-350
611357	Ford	Super 60/256	Front	2004-05 6K Monobeam Coil, F-250/F-350
611358	Ford	Super 60/256	Front	2004-05 7K Monobeam Coil, F-450/F-550
611359	Ford	Super 60/256	Front	2004 6K/7K Monobeam Coil, Dead Front
611360	Ford	35/198	Front	2004-05 Explorer/Ranger - Non-Disconnect - CV
611361	Ford	35/198	Front	2004-05 Explorer/Ranger - Non-Disconnect - CV
611363	Jeep/AMC	Super 30/186	Front	2003 KJ
611365	Jeep/AMC	Super 30/186	Front	2005 KJ
611373	Jeep/AMC	Super 30/186	Front	2004 WJ CV w/ABS
611374	Jeep/AMC	Super 30/186	Front	2004 WJ CV w/ABS
611375	Jeep/AMC	Super 30/186	Front	2003 WJ CV w/ABS
611376	Jeep/AMC	Super 30/186	Front	2004 WJ CV w/ABS
611377	Jeep/AMC	Super 30/186	Front	2004 WJ CV w/ABS
611380	Ford	Super 30/198	Front	2006-10 Explorer
611381	Jeep/AMC	30/181	Front	2004-05 TJ w/ABS
611382	Jeep/AMC	Super 30/186	Front	2004 KJ
611383	Jeep/AMC	Super 30/186	Front	2000-01 KJ
611384	Jeep/AMC	Super 30/186	Front	2003 KJ

Bill of Material Number	Manufacturer	Dana Axle Model	Front/ Rear	Application
611386	Ford	Super 30/198	Front	2004-05 Explorer
611387	Ford	Super 30/198	Front	2005 Explorer
7018711	Ford	Super 60/256	Front	2013 7K Monobeam Coil, F-450/F-550

## Listed By Ring Gear Number

Ring Gear Number	Pinion Number	Gear Set & Pinion Nut Number	Ratio & Tooth Combination	Model	Ring Gear & Pinion Kit	Ring Gear & Pinion Kit Replaced By
18426	32830	23592-5X	3:31 (43-13)	44/216	706017-2X	
18426	32830	23592-5X	3:31 (43-13)	44/216 ICA	706755-1X	Discontinued
18426	41182	72386-5X	3:31 (43-13)	44/216 F-CAR	706990-1X	Discontinued
18437	32171	22856-5X	3:54 (46-13)	44/216	-	
18437	32171	22856-5X	3:54 (46-13)	44/216	706017-3X	
18437	32171	22856-5X	3:54 (46-13)	44/216 ICA	706755-2X	Discontinued
18437	32171	22856-5X	3:54 (46-13)	44/216	707020-3X	706017-3X
18437	32171	22856-5X	3:54 (46-13)	44/216	707338-1X	
18445	31488	22104-5X	3:92 (47-12)	44/216	-	
18445	31488	22104-5X	3:92 (47-12)	44/216	706017-11X	
18445	41336	72459-5X	3:92 (47-12)	44/216 F-CAR	706990-3X	Discontinued
18445	31488	22104-5X	3:92 (47-12)	44/216	707020-5X	
18445	31488	22104-5X	3:92 (47-12)	44/216	707338-2X	
18450	32359	23064-5X	4:27 (47-11)	44/216	706017-10X	
18515	32072	22736-5X	3:73 (41-11)	44/216	-	
18515	32072	22736-5X	3:73 (41-11)	44/216	706017-4X	
18515	32072	22736-5X	3:73 (41-11)	44/216 ICA	706755-3X	Discontinued
18520	32073	22745-5X	4:09 (45-11)	44/216	706017-5X	
18520	41183	72387-5X	4:09 (45-11)	44/216 F-CAR	706990-2X	Discontinued
18520	32073	22745-5X	4:09 (45-11)	44/216	707020-4X	
18520	32073	22745-5X	4:09 (45-11)	44/216	707338-3X	
18525	32367	23053-5X	4:89 (44-09)	44/216	706017-7X	Discontinued
18530	31766	22404-5X	5:38 (43-08)	44/216	706017-8X	
18679	31491	22105-5X	4:55 (50-11)	44/216	706017-21X	
18679	31491	22105-5X	4:55 (50-11)	44/216	706017-6X	706017-21X
30060	31492	22106-5X	3:07 (43-14)	44/216	-	
30060	31492	22106-5X	3:07 (43-14)	44/216	706017-1X	
30060	31492	22106-5X	3:07 (43-14)	44/216 ICA	706755-4X	Discontinued
30060	31492	22106-5X	3:07 (43-14)	44/216 ICA	706800-2X	22106-5X
30268	34383	25334-5X	4:88 (39-08)	60/248	706033-5X	Discontinued
30316	34172	25127-5X	4:56 (41-09)	60/248	706033-4X	
30360	34017	24807-5X	4:10 (41-10)	60/248	706033-3X	
30360	34017	24807-5X	4:10 (41-10)	60/248	706660-3X	706033-3X
30360	34017	24807-5X	4:10 (41-10)	60/248	706807-4X	
30360	34017	24807-5X	4:10 (41-10)	60/248	706834-4X	
30706	32973	23713-5X	5:89 (53-09)	44/216	706017-9X	
30794	34546	25608-1X	4:88 (39-08)	70/267	706091-3X	Discontinued
30794	40956	72147-5X	4:88 (39-08)	70/267	706997-3X	Discontinued
30841	34483	25184-5X	4:78 (43-09)	44/216	706017-12X	Discontinued
31169	34547	25609-1X	5:13 (41-08)	70/267	706091-4X	Discontinued
31169	40957	72149-5X	5:13 (41-08)	70/267	706997-4X	Discontinued
31711	34550	25612-1X	4:10 (41-10)	70/267	706091-1X	706997-1X
31711	40959	72153-5X	4:10 (41-10)	70/267	706997-1X	
31962	32082	22752-1X	6:17 (37-06)	70/267	706048-9X	Discontinued
31962	34814	26031-1X	6:17 (37-06)	70/267	706091-6X	Discontinued
31962	32082	22752-1X	6:17 (37-06)	70/267	706091-9X	Discontinued
31962	40961	72158-5X	6:17 (37-06)	70/267	706997-6X	Discontinued
32503	34023	24813-5X	3:54 (46-13)	60/248	706033-1X	

# RING GEAR AND PINION SETS

## Listed By Ring Gear Number

Ring Gear Number	Pinion Number	Gear Set & Pinion Nut Number	Ratio & Tooth Combination	Model	Ring Gear & Pinion Kit	Ring Gear & Pinion Kit Replaced By
32503	34023	24813-5X	3:54 (46-13)	60/248	706660-1X	706033-1X
32503	34023	24813-5X	3:54 (46-13)	60/248	706807-2X	706033-1X
32503	34023	24813-5X	3:54 (46-13)	60/248	706834-2X	706033-1X
32503	45659		3:54 (46-13)	60/248	74860X	75185-5X
32626	35658	26628-5X	6:17 (37-06)	60/248	706033-7X	
32742	35116	26355-1X	7:17 (43-06)	70/267	706091-7X	706997-7X
32742	40963	72161-5X	7:17 (43-06)	70/267	706997-7X	Discontinued
32906	32980	23721-5X	4:10 (41-10)	30/181	706000-4X	
32906	32980	23721-5X	4:10 (41-10)	30/181	706503-4X	
32906	46214	75182-5X	4:10 (41-10)	30/181	707344-6X	
32906	46214	75182-5X	4:10 (41-10)	30/181	708132-3	
32934	32981	23723-5X	3:07 (43-14)	30/181	700128-1	Discontinued
32934	32981	23723-5X	3:07 (43-14)	30/181	706000-10X	23723-5X
32934	32981	23723-5X	3:07 (43-14)	30/181	706503-10X	23723-5X
32934	46211	75181-5X	3:07 (43-14)	30/181	707344-2X	
32934	46211	75181-5X	3:07 (43-14)	30/181	708132-1	
32951	32979	23719-5X	4:56 (41-09)	30/181	706503-5X	Discontinued
32957	33250	23820-5X	3:54 (46-13)	30/181	700128-6	Discontinued
32957	33250	23820-5X	3:54 (46-13)	30/181	706000-2X	Discontinued
32957	33250	23820-5X	3:54 (46-13)	30/181	706503-2X	
33217	33216	23770-5X	3:31 (43-13)	30/181	706000-1X	Discontinued
33217	33216	23770-5X	3:31 (43-13)	30/181	706503-1X	Discontinued
33428	33673	24977-5X	4:27 (47-11)	30/181	706000-8X	
33428	33673	24977-5X	4:27 (47-11)	30/181	706503-8X	
33431	33439	23979-5X	4:88 (39-08)	30/181	706000-6X	Discontinued
33431	33439	23979-5X	4:88 (39-08)	30/181	706503-6X	Discontinued
33844	33843	24638-5X	3:54 (46-13)	44/216	707240-6X	Discontinued
33844	33843	24638-5X	3:54 (46-13)	44/216 IFS	707283-6X	Discontinued
33850	33849	24649-5X	4:09 (45-11)	44/216	707240-9X	
33850	33849	24649-5X	4:09 (45-11)	44/216 IFS	707283-9X	
33953	35425	26756-5X	7:17 (43-06)	60/248	706033-8X	
34110	34549	25611-1X	4:56 (41-09)	70/267	706091-2X	706997-2X
34110	40958	72151-5X	4:56 (41-09)	70/267	706997-2X	
34411	34410	25330-5X	3:50 (42-12)	30/181	706503-14X	Discontinued
34508	34507	25538-5X	3:73 (41-11)	60/248	706033-2X	70689-5X
34508	34507	25538-5X	3:73 (41-11)	60/248	706660-2X	706033-2X
34508	34507	25538-5X	3:73 (41-11)	60/248	706807-3X	
34508	34507	25538-5X	3:73 (41-11)	60/248	706834-3X	706033-2X
34714	34715	25782-1X	5:86 (41-08)	70/267	706091-5X	Discontinued
34714	40960	72155-5X	5:86 (41-07)	70/267	706997-5X	Discontinued
34717	34718	25784-5X	5:86 (41-07)	60/248	706033-6X	
34808	34546	25965-1X	4:88 (39-08)	70/267	706048-4X	706999-8X
34808	34546	25965-1X	4:88 (39-08)	70/267	706061-4X	706999-8X
34808	40956	72148-5X	4:88 (39-08)	70/267	706998-5X	
34808	40956	72148-5X	4:88 (39-08)	70/267	706999-8X	
34810	34547	25966-1X	5:13 (41-08)	70/267	706048-5X	706999-9X
34810	34547	25966-1X	5:13 (41-08)	70/267	706061-5X	706999-9X
34810	40957	72150-5X	5:13 (41-08)	70/267	706998-6X	72150-5X



## Listed By Ring Gear Number

Ring Gear Number	Pinion Number	Gear Set & Pinion Nut Number	Ratio & Tooth Combination	Model	Ring Gear & Pinion Kit	Ring Gear & Pinion Kit Replaced By
34810	40957	72150-5X	5:13 (41-08)	70/267	706999-9X	
34812	34715	25967-1X	5:86 (41-07)	70/267	706048-6X	706999-10X
34812	34715	25967-1X	5:86 (41-07)	70/267	706061-6X	706999-10X
34812	34715	25967-1X	5:86 (41-07)	70/267	706905-5X	706999-10X
34812	40960	72156-5X	5:86 (41-07)	70/267	706999-10X	
34815	34814	25968-1X	6:17 (37-06)	70/267	706048-7X	706999-12X
34815	34814	25968-1X	6:17 (37-06)	70/267	706061-7X	706999-12X
34815	40961	72157-5X	6:17 (37-06)	70/267	706999-12X	
34837	34836	26008-1X	3:73 (41-11)	70B 70HD	706048-1X	706999-2X
34837	34836	26008-1X	3:73 (41-11)	70/267	706061-1X	706999-2X
34837	40962	72159-5X	3:73 (41-11)	70/267	706998-2X	
34837	40962	72159-5X	3:73 (41-11)	70/267	706999-2X	
34840	34550	26010-1X	4:10 (41-10)	70/267	706048-2X	706999-4X
34840	34550	26010-1X	4:10 (41-10)	70/267	706061-2X	706999-4X
34840	40959	72154-5X	4:10 (41-10)	70/267	706998-3X	72154-5X
34840	40959	72154-5X	4:10 (41-10)	70/267	706999-4X	
34840	44196	74307-5X	4:10 (41-10)	70/267	707250-3X	708015-2
34840	44196	74307-6x	4:10 (41-10)	70/267	-	
34840	44196	74307-6X	4:10 (41-10)	70/267	-	
34842	34549	26013-1X	4:56 (41-09)	70/267	706048-3X	706999-6X
34842	34549	26013-1X	4:56 (41-09)	70/267	706061-3X	706999-6X
34842	40958	72152-5X	4:56 (41-09)	70/267	706998-4X	
34842	40958	72152-5X	4:56 (41-09)	70/267	706999-6X	
34842	44197	74308-5X	4:56 (41-09)	70/267	707250-4X	Discontinued
35307	35116	26636-1X	7:17 (43-06)	70/267	706048-8X	706999-14X
35307	35116	26636-1X	7:17 (43-06)	70/267	706061-8X	706999-14X
35307	40963	72162-5X	7:17 (43-06)	70/267	706998-9X	
35307	40963	72162-5X	7:17 (43-06)	70/267	706999-14X	
35682	35681	26994-5X	5:13 (41-08)	60/248	706033-9X	Discontinued
35978	35977	27305-1X	5:86 (41-07)	70/267	706061-9X	706999-11X
35978	35977	27305-1X	5:86 (41-07)	70/267	706600-9X	706999-11X
35978	40964	72163-5X	5:86 (41-07)	70/267	706999-11X	
36211	36210	27518-5X	5:38 (43-08)	60/248	706033-10X	Discontinued
36787	36786	28305-5X	3:31 (43-13)	61	706396-1X	Discontinued
36787	36786	28305-5X	3:31 (43-13)	61	706661-1X	Discontinued
37245	37244	28744-5X	3:23 (42-13)	44/216	706017-16X	Discontinued
37245	37244	28744-5X	3:23 (42-13)	44/216 ICA	706755-6X	Discontinued
37245	37244	28744-5X	3:23 (42-13)	44/216	707020-2X	Discontinued
37259	37258	28769-5X	3:50 (42-12)	44/216	707240-5X	Discontinued
37768	37767	29244-5X	3:73 (41-11)	30/181	706000-3X	
37768	37767	29244-5X	3:73 (41-11)	30/181	706503-3X	
37768	44225	74350-5X	3:73 (41-11)	30/181	707300-5X	
37768	46177	75144-5X	3:73 (41-11)	30/181	707344-11X	
37768	49606	80176-5	3:73 (41-11)	30/181	707344-11X	
37792	37791	71771-5X	2:87 (43-15)	44/216	706017-18X	Discontinued
37792	40484	71771-5X	2:87 (43-15)	44/216 ICA	706755-9X	Discontinued
37864	37863	29376-5X	3:54 (46-13)	30/181	706503-2X	
37875	34507	29420-5X	3:73 (41-11)	61	706396-4X	Discontinued

# RING GEAR AND PINION SETS

## Listed By Ring Gear Number

Ring Gear Number	Pinion Number	Gear Set & Pinion Nut Number	Ratio & Tooth Combination	Model	Ring Gear & Pinion Kit	Ring Gear & Pinion Kit Replaced By
38132	34836	29715-1X	3:73 (41-11)	70/267	706048-10X	Discontinued
38132	40962	72160-5X	3:73 (41-11)	70/267	706999-3X	72160-5X
38133	36773	29716-5X	3:07 (43-14)	61	706396-5X	Discontinued
38133	41078	72264-5X	3:07 (43-14)	61	706661-11X	Discontinued
38634	38633	70169-5X	2:72 (49-18)	44/216	706017-19X	Discontinued
38634	40216	71528-5X	2:72 (49-18)	44/216 ICA	706755-8X	Discontinued
39064	39063	70618-5X	3:91 (43-11)	30/181	706000-14X	Discontinued
39070	39069	70610-1X	6:17 (37-06)	70/267	706600-12X	706999-13X
39070	40965	72164-5X	6:17 (37-06)	70/267	706999-13X	
39159	39158	70741-1X	7:17 (43-06)	70/267	706061-10X	706999-15X
39159	39158	70741-1X	7:17 (43-06)	70/267	706600-10X	706999-15X
39159	40966	72165-5X	7:17 (43-06)	70/267	706998-10X	Discontinued
39159	40966	72165-5X	7:17 (43-06)	70/267	706999-15X	
39211	34023	70837-5X	3:54 (46-13)	61	706661-6X	Discontinued
39235	39234	70853-5X	3:33 (50-15)	60/248	706660-9X	Discontinued
39235	39234	70853-5X	3:33 (50-15)	60/248	706807-1X	Discontinued
39235	39234	70853-5X	3:33 (50-15)	60/248	706834-1X	Discontinued
39265	39264	70870-5X	3:07 (43-14)	61	706808-3X	Discontinued
39265	39264	70870-5X	3:07 (43-14)	61	706835-3X	Discontinued
39275	39274	70874-1X	4:56 (41-09)	70/267	706048-12X	Discontinued
39275	40967	72166-5X	4:56 (41-09)	70/267	706999-7X	72166-5X
39277	39276	70875-1X	4:10 (41-10)	70/267	706048-11X	706999-4X
39277	40968	72167-5X	4:10 (41-10)	70/267	706999-5X	Discontinued
39287	39286	70891-1X	3:54 (46-13)	70/267	706600-13X	706999-1X
39287	40969	72168-5X	3:54 (46-13)	70/267	706998-1X	
39287	40969	72168-5X	3:54 (46-13)	70/267	706999-1X	
39299	34172	70907-5X	4:56 (41-09)	61	706661-8X	Discontinued
39299	34172	70907-5X	4:56 (41-09)	60/248	-	
39300	34017	70908-5X	4:10 (41-10)	61	706661-9X	
39552	39551	71196-5X	3:00 (45-15)	61	706661-10X	Discontinued
39552	39551	71196-5X	3:00 (45-15)	61	706808-2X	Discontinued
39552	39551	71196-5X	3:00 (45-15)	61	706835-2X	Discontinued
39734	39733	71315-5X	4:56 (41-09)	30/181	706503-5X	Discontinued
39829	39828	71350-5X	3:31 (43-13)	30/181	700128-5	Discontinued
39829	39828	71350-5X	3:31 (43-13)	30/181	706503-1X	Discontinued
40396	40395	71706-5X	4:10 (41-10)	28/174 IFS	707080-4X	Discontinued
40442	40440	71730-5X	3:73 (41-11)	28/174 IFS	707080-3X	Discontinued
40483	40482	71762-5X	3:07 (43-14)	44/216	707240-3X	Discontinued
40483	40482	71762-5X	3:07 (43-14)	44/216 IFS	707283-3X	Discontinued
40627	40626	71863-5X	3:73 (41-11)	30/181	706930-5X	
40627	40626	71863-5X	3:73 (41-11)	30/181	708133-1	
40629	40628	71864-5X	4:10 (41-10)	30/181	706930-4X	
40633	40632	71866-5X	4:56 (41-09)	30/181	706930-6X	
40786	40785	72002-5X	3:31 (43-13)	30/181	706930-3X	Discontinued
40790	40789	72003-5X	3:07 (43-14)	30/181	706930-2X	
40837	40936	72038-5X	2:35 (47-20)	30/181	700128-7	Discontinued
41466	41372	72504-5X	3:31 (43-13)	36/200 ICA	706870-6X	Discontinued
41466	41372	72504-5X	3:31 (43-13)	36/200 ICA	-	Discontinued

## Listed By Ring Gear Number

Ring Gear Number	Pinion Number	Gear Set & Pinion Nut Number	Ratio & Tooth Combination	Model	Ring Gear & Pinion Kit	Ring Gear & Pinion Kit Replaced By
41474	41467	72505-5X	3:07 (43-14)	36/200 ICA	706870-5X	Discontinued
41474	41467	72505-5X	3:07 (43-14)	36/200 ICA	-	Discontinued
41476	41475	72587-5X	2:73 (41-15)	36/200 ICA	-	Discontinued
41547	41546	72623-5X	4:10 (41-10)	30/181	706000-4X	
41547	41546	72623-5X	4:10 (41-10)	30/181	706503-4X	
41725	41724	72719-5X	3:07 (43-14)	44/216 ICA	-	Discontinued
41902	41898	72668-5X	2:59 (44-17)	36/200 ICA	-	
41983	41982	72896-5X	3:31 (43-13)	35/194	-	Discontinued
42120	42119	72932-5X	4:11 (37-09)	35/194	-	Discontinued
42124	42123	72933-5X	3:54 (46-13)	35/194	-	Discontinued
42128	42127	72934-5X	3:08 (40-13)	35/194	-	
42132	42131	72935-5X	2:73 (41-15)	35/194	-	Discontinued
42144	42143	72938-5X	3:73 (41-11)	35/194	-	Discontinued
42162	42161	72950-5X	3:54 (46-13)	44/216 F-CAR	-	Discontinued
42162	42385	73134-5X	3:54 (46-13)	44/216 ICA	-	Discontinued
42238	42237	73029-5X	3:42 (41-12)	70/267	707055-2X	Discontinued
42245	40958	73032-5X	4:56 (41-09)	70/267	707055-3X	
42251	42250	73039-5X	3:73 (41-11)	30/181	706000-20X	Discontinued
42310	42309	73093-5X	2:72 (49-18)	30/181	706930-7X	Discontinued
42336	42190	73105-5X	3:07 (43-14)	70/267	706998-13X	Discontinued
42336	44194	74305-5X	3:07 (43-14)	70/267	707250-1X	Discontinued
42420	42419	80730	4:63 (37-08)	80/286	707060-1X	
42420	42419	80730-5	4:63 (37-08)	80/286	707060-1X	
42420	42419	73167-5X	4:63 (37-08)	80/286	707060-12X	707060-1X
42420	42419	80730-5	4:63 (37-08)	80/286	707060-12X	
42420	42419	80730-5	4:63 (37-08)	80/286	707361-13X	
42420	42419	73167-5X	4:63 (37-08)	80/286	707361-5X	707361-13X
42424	42423	73168-5X	5:13 (41-08)	80/286	707060-13X	
42424	42423	73168-5X	5:13 (41-08)	80/286	707060-4X	707060-13X
42424	42423	73168-5X	5:13 (41-08)	80/286	707361-6X	
42465	42464	73200-5X	4:10 (41-10)	80/286	707361-10X	707361-12X
42465	49419	80087-5	4:10 (41-10)	80/286	707361-11X	
42465	42464	73200-5X	4:10 (41-10)	80/286	708026-2	
42465	42464	73200-5X	4:10 (41-10)	80/286	708026-4	
42465	42464	73200-5X	4:10 (41-10)	80/286	708150-2	
42624	42623	73335-5X	3:45 (38-11)	30/181	706000-21X	Discontinued
42680	42682	73353-5X	3:54 (46-13)	80/286	708026-1	
42680	42682	73353-5X	3:54 (46-13)	80/286	708026-3	
42680	42682	73353-5X	3:54 (46-13)	80/286	708150-1	
42701	42699	73368-5X	3:55 (39-11)	30/181	706930-8x	
42701	42699	73368-5X	3:54 (39-11)	30/181	706930-8X	
42720	41982	73381-5X	3:31 (43-13)	35/194	707244-2X	Discontinued
42721	42115	73382-5X	4:56 (41-09)	35/194	707244-5X	
42721	42115	73382-5X	4:56 (41-09)	35/194 IFS	707359-5X	
42722	42119	73383-5X	4:11 (37-09)	35/194	707244-4X	
42724	42143	73385-5X	3:73 (41-11)	35/194 IFS	707359-3X	
42725	42469	73386-5X	3:55 (39-11)	35/194	707244-3X	
42725	42469	73386-5X	3:55 (39-11)	35/194 IFS	707359-2X	

# RING GEAR AND PINION SETS

## Listed By Ring Gear Number

Ring Gear Number	Pinion Number	Gear Set & Pinion Nut Number	Ratio & Tooth Combination	Model	Ring Gear & Pinion Kit	Ring Gear & Pinion Kit Replaced By
42756	42755	73403-5X	3:73 (41-11)	35/194 IFS	707170-2X	Discontinued
42760	42759	73404-5X	4:10 (41-10)	35/194 IFS	707170-3X	73404-5X
42817	42816	73434-5X	3:55 (39-11)	35/194 IFS	707170-1X	Discontinued
42828	42827	73442-5X	3:07 (43-14)	35/194	707244-1X	
43006	43004	73515-5X	3:73 (41-11)	28/174 IFS	707221-1X	Discontinued
43168	43169	73606-5X	3:27 (49-15)	35/194 IFS	707170-4X	Discontinued
43591	43589	73887-5X	3:27 (36-11)	28/174 IFS	707221-2X	Discontinued
43616	43615	73909-5X	3:27 (49-15)	35/194 IFS	707359-1X	
43626	43625	73917-5X	3:45 (38-11)	44/216 ICA	-	Discontinued
43628	43627	73919-5X	3:33 (40-12)	44/216 ICA	-	Discontinued
43661	43660	73958-5X	3:73 (41-11)	80/286	707060-3X	Discontinued
43729	43728	74039-5X	3:73 (41-11)	35/194 IFS	707359-3X	
43829	43828	73442-5X	3:07 (43-14)	35/194	707244-1X	
43982	44226	74351-5X	3:55 (39-11)	30/181	707300-4X	
43982	46173	75143-5X	3:55 (39-11)	30/181	707344-10X	707344-8X
44065	40963	74253-5X	7:17 (43-06)	70/267	706998-14X	Discontinued
44065	44199	74342-5X	7:17 (43-06)	70/267	708015-3	
44065	44199	74342-5X	7:17 (43-06)	70/267	708015-6	74342-5X
44086	44085	74251-5X	3:31 (43-13)	44/216	707240-4X	Discontinued
44086	44085	74251-5X	3:31 (43-13)	44/216 IFS	707283-4X	Discontinued
44097	44096	74261-5X	3:27 (49-15)	35/194 IFS	707170-4X	Discontinued
44099	44098	74262-5X	3:73 (41-11)	35/194 IFS	707170-2X	Discontinued
44222	44221	74346-5X	3:55 (39-11)	35/194 IFS	707359-2X	
44222	44221	74346-5X	3:55 (39-11)	35/194 IFS	-	707359-2X
44273	44272	74375-5X	3:31 (43-13)	80/286	707060-7X	
44332	44331	74423-5X	4:09 (45-11)	60/248	706033-13X	708021-1
44332	44331	74423-5X	4:09 (45-11)	60/248	708021-1	
44469	44468	74464-5X	3:27 (49-15)	35/194 IFS	707170-4X	Discontinued
44765	46636	75222-5X	3:73 (41-11)	44/216	707381-4X	
44805	44438	74436-5X	3:07 (43-14)	44/216 ICA	-	OEM only
44813	44812	74711-5X	3:73 (41-11)	35/194 IFS	707359-3X	
44841	44840	74680-5X	4:63 (37-08)	80/286	707361-1X	707361-3X
45565	45564	74720-5X	4:10 (41-10)	44/216	707338-5X	707309-1X
45565	45564	74720-5X	4:10 (41-10)	44/216	-	
46132	46131	75136-5X	3:55 (39-11)	35/194	707244-7X	
46132	46131	75136-5X	3:55 (39-11)	35/194	-	
46136	46135	75137-5X	3:73 (41-11)	35/194	707244-8X	
46182	46135	76281-7	3:73 (41-11)	Super 35/198	-	
46210	46209	75180-5X	4:09 (45-11)	60/248	707345-2X	708009-2
46216	45736	74948-5X	3:55 (39-11)	60/248	706033-15X	
46216	46215	75185-5X	3:55 (39-11)	60/248	707345-1X	708009-1
46216	46215	75185-5X	3:55 (39-11)	60/248	708009-1	
46216	46215	75185-5X	3:55 (39-11)	60/248	708009-3	708009-1
46216	46215	75185-5X	3:55 (39-11)	60/248	708148-1	708009-1+parts
46216	46215	75185-5X	3:55 (39-11)	60/248	75185-5x	
46216	46215	75185-5X	3:55 (39-11)	60/248	-	
46257	46256	75248-5X	4:10 (41-10)	60/248	708009-2	
46257	46256	75248-5X	4:10 (41-10)	60/248	708009-4	



## Listed By Ring Gear Number

Ring Gear Number	Pinion Number	Gear Set & Pinion Nut Number	Ratio & Tooth Combination	Model	Ring Gear & Pinion Kit	Ring Gear & Pinion Kit Replaced By
46257	46256	75248-5X	4:10 (41-10)	60/248	708148-2	
46257	46256	75248-5X	4:10 (41-10)	60/248	-	
46542	46541	75402-5X	3:07 (43-14)	44/216 ICA	-	Discontinued
46638	46637	74855-5X	3:55 (39-11)	44/216	707381-3X	
46638	47238	75861-5X	3:55 (39-11)	44/216	-	
46684	46683	75493-5X	4:10 (41-10)	35/194 IFS	707359-4X	
46745	46744	75518-5X	3:45 (38-11)	44/216 ICA	-	Discontinued
46927	46926	75599-5X	4:10 (41-10)	35/194 IFS	707359-4X	
46976	44840	75619-5X	4:63 (37-08)	80/286	707361-3X	
46976	44840	75619-5X	4:63 (37-08)	80/286	-	
46978	44842	75621-5X	5:13 (41-08)	80/286	707361-4X	
47204	47203	75812-5X	3:21 (45-14)	35/194 IFS	-	Discontinued
47206	47205	75813-5X	3:92 (47-12)	35/194 IFS	-	Discontinued
47533	47532	75999-5X	4:10 (41-10)	70/267	707407-1X	708126-3
47533	47532	75999-5X	4:10 (41-10)	70/267	707482-1X	
47533	47532	75999-5X	4:10 (41-10)	70/267	708015-2	
47533	47532	75999-5X	4:10 (41-10)	70/267	708015-5	
47533	47532	75999-5X	4:10 (41-10)	70/267	708126-1	708126-3
47533	47532	75999-5X	4:10 (41-10)	70/267	708149-2	
47609	47608	76047-5X	4:10 (41-10)	60/248	706033-16X	
47609	47608	76047-5X	4:10 (41-10)	60/248	707424-5	76047-5X
47609	47608	76047-5X	4:10 (41-10)	60/248	707430-3X	708125-5
47609	47608	76047-5X	4:10 (41-10)	60/248	708124-3	708125-5
47609	47608	76047-5X	4:10 (41-10)	60/248	708125-5	
47609	47608	76047-5X	4:10 (41-10)	60/248	-	
47609	47608	84226-5	4:10 (41-10)	60/248	-	
47682	47683	76086-5X	3:73 (41-11)	60/248	707424-2X	708125-4
47682	47683	76086-5X	3:73 (41-11)	60/248	708125-1	708125-4
47684	47685	76087-5X	4:09 (45-11)	60/248	707424-3X	708125-5
47686	47687	76088-5X	3:55 (39-11)	60/248	706033-15X	
47686	47687	76088-5X	3:55 (39-11)	60/248	707430-1X	708125-6
47686	47687	76088-5X	3:55 (39-11)	60/248	708124-1	708125-6
47686	47687	76088-5X	3:55 (39-11)	60/248	708125-6	
47688	47689	76089-5X	3:73 (41-11)	60/248	706033-2X	
47688	47689	76089-5X	3:73 (41-11)	60/248	707424-2X	
47688	47689	76089-5X	3:73 (41-11)	60/248	707430-2X	708125-4
47688	47689	76089-5X	3:73 (41-11)	60/248	708124-2	708125-4
47688	47689	76089-5X	3:73 (41-11)	60/248	708125-4	
47688	47689	76089-5X	3:73 (41-11)	60/248	-	
47688	47689	84227-5	3:73 (41-11)	60/248	-	
47841	47839	76128-5X	4:30 (43-10)	80/286	707476-3X	708120-7
47841	47839	80584-5	4:30 (43-10)	80/286	707476-8	708120-7
47846	47845	76138-5X	4:88 (39-08)	80/286	707476-4X	708120-10
47846	47845	76138-5X	4:88 (39-08)	80/286	-	
47902	47903	76127-5X	3:73 (41-11)	50/229	707474-1X	76127-5X
47902	47903	76127-5X	3:73 (41-11)	50/229	708122-1	76127-5X
47902	47903	76127-5X	3:73 (41-11)	50/229	-	
47906	47907	76136-5X	4:30 (43-10)	50/229	707474-3X	76136-5X

# RING GEAR AND PINION SETS

## Listed By Ring Gear Number

Ring Gear Number	Pinion Number	Gear Set & Pinion Nut Number	Ratio & Tooth Combination	Model	Ring Gear & Pinion Kit	Ring Gear & Pinion Kit Replaced By
47906	47907	76136-5X	4:30 (43-10)	50/229	708122-3	72136-5X
47906	47907	76136-5X	4:30 (43-10)	50/229	-	
47914	47915	76160-5X	4:30 (43-10)	60/248	707475-3X	
47914	47915	76160-5X	4:30 (43-10)	60/248	708123-3	
47918	47919	76161-5X	3:73 (41-11)	60/248	707475-1X	
47918	47919	76161-5X	3:73 (41-11)	60/248	708123-1	2007117
47921	47922	76163-5X	4:88 (39-08)	60/248	707475-4X	
47921	47922	76163-5X	4:88 (39-08)	60/248	708123-4	
47925	47926	76164-5X	5:38 (43-08)	60/248	707475-5X	
47925	47926	76164-5X	5:38 (43-08)	60/248	708123-5	
48101	48100	76256-5X	3:73 (41-11)	80/286	707476-1X	708120-5
48101	48100	80582-5	3:73 (41-11)	80/286	707476-6	708120-5
48103	48102	80583-5	4:10 (41-10)	80/286	707361-12X	
48103	48102	76257-5X	4:10 (41-10)	80/286	707476-2X	708120-6
48103	48102	80583-5	4:10 (41-10)	80/286	707476-7	708120-6
48105	48104	76258-5X	5:38 (43-08)	80/286	707476-5X	708120-11
48144	48665	76542-5X	3:73 (41-11)	Super 44/226	-	
48181	46131	76280-5X	3:55 (39-11)	Super 35/198	-	84214-5
48181	46131	76280-6	3:55 (39-11)	35/194	-	84214-5
48182	46135	76281-5X	3:73 (41-11)	Super 35/198	-	84215-5
48182	46135	76281-6	3:73 (41-11)	Super 35/198	-	84215-5
48382	48393	76385-5X	3:55 (39-11)	Super 30/186	707344-8X	
48382	48393	76385-5X	3:55 (39-11)	30/181	708132-2	
48382	48393	76385-5X	3:55 (39-11)	Super 30/186	-	
48386	48395	76386-5X	3:73 (41-11)	Super 30/186	707344-4X	
48386	48395	76386-5X	3:73 (41-11)	Super 30/186	708132-4	
48386	51015	84004-5	3:73 (41-11)	Super 30/186	-	
48390	51019	84006-5	4:10 (41-10)	Super 30/186	-	
48625	48626	76509-5X	4:56 (41-09)	70/267	707482-2X	Discontinued
48738	48737	76568-5X	3:54 (46-13)	70/267	708015-4	
48738	48737	76568-5X	3:54 (46-13)	70/267	708149-1	
49156	46683	76793-5X	4:10 (41-10)	Super 35/198	-	
49605	43982	80175-5	3:55 (39-11)	30/181	707344-10X	707344-8X
49613	49612	80177-5	3:91 (43-11)	Super 30/186	-	
49613	51017	84005-5	3:91 (43-11)	Super 30/186	-	
49626	49625	80186-5	3:91 (43-11)	Super 44/226	-	Discontinued
49816	49815	80299-5	3:55 (39-11)	Super 30/186	708098-2	
49818	49817	80300-5	3:73 (41-11)	Super 30/186	708098-3	
50077	50076	80417-5	4:56 (41-09)	70/267	708074-2	
50081	50080	80418-5	4:10 (41-10)	70/267	708074-1	
50481	42119	80613-5	4:11 (37-09)	35/194	-	80613-6
50481	42119	80613-6	4:11 (37-09)	35/194	-	
50547	50546	80649-5	3:73 (41-11)	80/286	707476-9	708120-5
50551	50550	80650-5	4:10 (41-10)	80/286	707476-10	708120-6
50551	50550	80650-5	4:10 (41-10)	80/286	708120-6	
50555	50554	80651-5	4:30 (43-10)	80/286	707476-11	708120-7
50555	50554	80651-5	4:30 (43-10)	80/286	708120-7	
50555	50554	80651-5	4:30 (43-10)	80/286	-	

# RING GEAR AND PINION SETS

Listed By Ring Gear Number

Ring Gear Number	Pinion Number	Gear Set & Pinion Nut Number	Ratio & Tooth Combination	Model	Ring Gear & Pinion Kit	Ring Gear & Pinion Kit Replaced By
50733	46541	80739-5	3:07 (43-14)	44/216 ICA	-	
51009	51007	84002-5	4:88 (39-08)	80/286	707476-12	708120-10
51009	51007	84002-5	4:88 (39-08)	80/286	708120-10	
51013	51011	84003-5	5:38 (43-08)	80/286	707476-13	708120-11
51013	51011	84003-5	5:38 (43-08)	80/286	708120-11	
51112	51021	84032-5	3:55 (39-11)	Super 30/186	-	Discontinued
51113	51055	84033-5	3:73 (41-11)	Super 30/186	-	Discontinued
51143	51142	84046-5	3:55 (39-11)	Super 30/186	2004628-1	Discontinued
51143	51142	84046-5	3:55 (39-11)	Super 30/186	708098-2	
51149	51148	84048-5	3:73 (41-11)	Super 30/186	2004628-2	Discontinued
51149	51148	84048-5	3:73 (41-11)	Super 30/186	708098-3	
51172	51171	84055-5	4:10 (41-10)	70/267	708074-1	
51172	51171	84055-5	4:10 (41-10)	70/267	708074-3	84055-5
51172	51171	84055-5	4:10 (41-10)	70/267	708127-1	
51172	51171	84055-5	4:10 (41-10)	Super 70/273	-	
51177	51176	84057-5	4:56 (41-09)	70/267	708074-2	708074-5
51177	51176	84057-5	4:56 (41-09)	70/267	708074-4	84057-5
51177	51176	84057-5	4:56 (41-09)	70/267	708127-2	
51177	51176	84057-5	4:56 (41-09)	Super 70/273	-	
51208	52899	84073-5	3:55 (39-11)	Super 44/226	-	
51300	42827	84118-5	3:07 (43-14)	35/194	-	
51327	51326	84171-5	4:30 (43-10)	Super 30/186	708098-5	
51403	51402	84212-5	3:73 (41-11)	Super 44/226	-	
51405	51404	84213-5	3:91 (43-11)	Super 44/226	-	
51407	51406	84214-5	3:55 (39-11)	Super 35/198	-	
51409	51408	84215-5	3:73 (41-11)	Super 35/198	-	
51888	51887	84431-5	3:73 (41-11)	Super 70/273	-	
51965	51964	84459-5	3:73 (41-11)	60/248	-	76089-5X
52406	2006205	2006105-5	2:94 (47-16)	205	-	
52406	52405	84622-5	2:94 (47-16)	205	-	
52526	52525	84673-5	3:73 (41-11)	Super 60/256	2005573	2007117
52531	52530	84674-5	4:10 (41-10)	Super 60/256	2007118	
52531	52530	84674-5	4:10 (41-10)	60/248	707475-2X	
52535	52534	84675-5	4:30 (43-10)	Super 60/256	-	
52539	52538	84676-5	4:88 (39-08)	60/248	707475-4X	
52539	52538	84676-5	4:88 (39-08)	Super 60/256	708233-4	
52544	52543	84677-5	5:39 (43-08)	60/248	707475-5X	
52544	52543	84677-5	5:38 (43-08)	Super 60/256	708233-5	
52673	52672	84746-5	3:36 (47-14)	205	84746-5	2004946
52673	2006206	2006106-5	3:36 (47-14)	205	-	
52775	2002552	2002551-5	2:94 (47-16)	Super 44/226	-	
52790	2002557	2002556-5	3:36 (47-14)	Super 44/226	-	
52975	52974	2015860	4:10 (41-10)	70/267	-	
52975	52974	84846-5	4:10 (41-10)	70/267	707482-1X	
52975	52974	84846-5	4:10 (41-10)	70/267	708126-3	
53059	53058	84868-5	5:13 (41-08)	80/286	707060-4X	
53059	53058	84868-5	5:13 (41-08)	80/286	707361-6X	
53059	53058	84868-5	5:13 (41-08)	80/286	-	

# RING GEAR AND PINION SETS

## Listed By Ring Gear Number

Ring Gear Number	Pinion Number	Gear Set & Pinion Nut Number	Ratio & Tooth Combination	Model	Ring Gear & Pinion Kit	Ring Gear & Pinion Kit Replaced By
53427	53426	85071-5	4:56 (41-09)	35/194	-	
53464	53463	85072-5	4:56 (41-09)	30/181	708132-5	
53495	53494	85098-5	5:13 (41-08)	Super 70/273	-	
53531	45564	85106-5	4:10 (41-10)	44/216	-	85106-6
53531	45564	85106-6	4:10 (41-10)	44/216	-	
54321	54320	85463	3:55 (39-11)	Super 60/256	2009523	
54557	2006273	2006272-5	3:69 (48-13)	Super 44/226	-	
54561	2002562	2002561-5	3:13 (47-15)	Super 44/226	-	
54566	2002567	2002566-5	3:54 (46-13)	Super 44/226	-	
55637	2005019	2005018-5	3:55 (39-11)	Super 30/186	-	
55641	2005028	2005027-5	4:10 (41-10)	Super 30/186	-	
55643	2005016	2005015-5	3:21 (45-14)	Super 30/186	-	OEM only
78738	48737	76568-5X	3:54 (46-13)	70/267	708015-1	
620002	620001	660002	3:00 (45-15)	44/216	707240-2X	Discontinued
620095	620094	660069-5	3:54 (46-13)	60/248	700020-1	
620095	2004200	2004110	3:54 (46-13)	60/248	708233-6	
620108	620107	660071	4:10 (41-10)	60/248	700020-2	
620108	47912	76159-5X	4:10 (41-10)	60/248	707475-2X	
620108	47912	76159-5X	4:10 (41-10)	60/248	708123-2	708233-2
620108	47912	76159-5X	4:10 (41-10)	60/248	708233-2	
620224	620223	660150-5	3:42 (41-12)	44/216	700025-3	Discontinued
620481	620480	660319-5	4:10 (41-10)	50/229	-	
620481	620480	660319-5	4:10 (41-10)	50/229 IFS	707239-2X	
620481	620480	660319-5	4:10 (41-10)	50/229	707474-2X	660319-5
620481	620480	660319-5	4:10 (41-10)	50/229	708122-2	
620511	620510	660231-5	3:54 (46-13)	50/229 IFS	707239-1X	Discontinued
620576	620575	660405	2:94 (47-16)	44/216	700025-7	Discontinued
620664	620663	660465-5	2:72 (49-18)	30/181	700128-2	Discontinued
620858	620857	660529-5	3:08 (40-13)	28/174 IFS	707080-1X	Discontinued
621058	621057	660593-5	3:45 (38-11)	28/174 IFS	707080-2X	Discontinued
2001813	2001812	2001811-5	4:56 (41-09)	60/248	-	OEM only
2002215	2005022	2005021-5	3:73 (41-11)	Super 30/186	-	
2002674	2005025	2005024-5	4:10 (41-10)	44/216	-	
2002684	2002671	2002670-5	4:10 (41-10)	Super 70/273	-	
2003489	2003503	2003488-5	3:73 (41-11)	Super 44/226	-	
2005041	2005040	2005044	3:55 (39-11)	Super 30/186	2005046-1	
2005041	2005040	2005044	3:55 (39-11)	Super 30/186	708098-2	
2005043	2005042	2005045	3:73 (41-11)	Super 30/186	2005046-2	OEM only
2005043	2005042	2005045	3:73 (41-11)	Super 30/186	708098-3	
2005630	2005869	2005868	3:73 (41-11)	Super 60/256	-	84673
2005635	2005872	2005871	4:10 (41-10)	Super 60/256	-	
2007773	2005117	2007772-5	4:10 (41-10)	Super 44/226	-	
2007775	2005115	2007774-5	3:21 (45-14)	Super 44/226	-	
2008689	2003503	2008688-5	3:73 (41-11)	Super 44/226	-	
2009350	2009351	2009352-5	4:10 (41-10)	Super 70/273	-	
2012183	2012184	2012182	3:31 (43-13)	Super 60/256	2012567	OEM only
2013463	2005869	2013462	3:73 (41-11)	Super 60/256	2007117	
2013463	2005869	2013462	3:73 (41-11)	60/248	707475-1X	



# RING GEAR AND PINION SETS

Listed By Ring Gear Number

Ring Gear Number	Pinion Number	Gear Set & Pinion Nut Number	Ratio & Tooth Combination	Model	Ring Gear & Pinion Kit	Ring Gear & Pinion Kit Replaced By
2013527	50550	2013526	4:10 (41-10)	80/286	707361-12X	
2013527	50550	2013526	4:10 (41-10)	80/286	708026-2	
2013527	50550	2013526	4:10 (41-10)	80/286	708026-4	
2013527	50550	2013526	4:10 (41-10)	80/286	708120-6	
2013527	50550	2013526	4:10 (41-10)	80/286	708150-2	
2013539	51176	2013538	4:56 (41-09)	70/267	708074-4	
2013539	51176	2013538	4:56 (41-09)	70/267	708074-5	
2013743	2013744	2013742-5	3:73 (41-11)	44/216	-	
2015274	2015275	2015273-5	3:07 (43-14)	Super 30/186	-	
2015358	52534	2015357	4:30 (43-10)	60/248	707475-3X	
2015358	52534	2015357	4:30 (43-10)	Super 60/256	708233-3	
2018598	50546	2018597	3:73 (41-11)	80/286	708120-5	
2018738	2018739	2018737	4:56 (41-09)	Super 44/226	-	
2018748	2018749	2018747	4:90 (49-10)	Super 44/226	-	
2018757	2018758	2018756	5:13 (41-08)	Super 44/226	-	
2019215	2019216	2019214	4:88 (39-08)	60/248	-	
2019218	2019219	2019217-5	5:11 (46-09)	60/248	-	

# RING GEAR AND PINION SETS

## Listed By Pinion Number

Pinion Number	Ring Gear Number	Gear Set & Pinion Nut Number	Ratio & Tooth Combination	Model	Ring Gear & Pinion Kit	Ring Gear & Pinion Kit Replaced By
31488	18445	22104-5X	3:92 (47-12)	44/216	-	
31488	18445	22104-5X	3:92 (47-12)	44/216	706017-11X	
31488	18445	22104-5X	3:92 (47-12)	44/216	707020-5X	
31488	18445	22104-5X	3:92 (47-12)	44/216	707338-2X	
31491	18679	22105-5X	4:55 (50-11)	44/216	706017-21X	
31491	18679	22105-5X	4:55 (50-11)	44/216	706017-6X	706017-21X
31492	30060	22106-5X	3:07 (43-14)	44/216	-	
31492	30060	22106-5X	3:07 (43-14)	44/216	706017-1X	
31492	30060	22106-5X	3:07 (43-14)	44/216 ICA	706755-4X	Discontinued
31492	30060	22106-5X	3:07 (43-14)	44/216 ICA	706800-2X	22106-5X
31766	18530	22404-5X	5:38 (43-08)	44/216	706017-8X	
32072	18515	22736-5X	3:73 (41-11)	44/216	-	
32072	18515	22736-5X	3:73 (41-11)	44/216	706017-4X	
32072	18515	22736-5X	3:73 (41-11)	44/216 ICA	706755-3X	Discontinued
32073	18520	22745-5X	4:09 (45-11)	44/216	706017-5X	
32073	18520	22745-5X	4:09 (45-11)	44/216	707020-4X	
32073	18520	22745-5X	4:09 (45-11)	44/216	707338-3X	
32082	31962	22752-1X	6:17 (37-06)	70/267	706048-9X	Discontinued
32082	31962	22752-1X	6:17 (37-06)	70/267	706091-9X	Discontinued
32171	18437	22856-5X	3:54 (46-13)	44/216	-	
32171	18437	22856-5X	3:54 (46-13)	44/216	706017-3X	
32171	18437	22856-5X	3:54 (46-13)	44/216 ICA	706755-2X	Discontinued
32171	18437	22856-5X	3:54 (46-13)	44/216	707020-3X	706017-3X
32171	18437	22856-5X	3:54 (46-13)	44/216	707338-1X	
32359	18450	23064-5X	4:27 (47-11)	44/216	706017-10X	
32367	18525	23053-5X	4:89 (44-09)	44/216	706017-7X	Discontinued
32830	18426	23592-5X	3:31 (43-13)	44/216	706017-2X	
32830	18426	23592-5X	3:31 (43-13)	44/216 ICA	706755-1X	Discontinued
32973	30706	23713-5X	5:89 (53-09)	44/216	706017-9X	
32979	32951	23719-5X	4:56 (41-09)	30/181	706503-5X	Discontinued
32980	32906	23721-5X	4:10 (41-10)	30/181	706000-4X	
32980	32906	23721-5X	4:10 (41-10)	30/181	706503-4X	
32981	32934	23723-5X	3:07 (43-14)	30/181	700128-1	Discontinued
32981	32934	23723-5X	3:07 (43-14)	30/181	706000-10X	23723-5X
32981	32934	23723-5X	3:07 (43-14)	30/181	706503-10X	23723-5X
33216	33217	23770-5X	3:31 (43-13)	30/181	706000-1X	Discontinued
33216	33217	23770-5X	3:31 (43-13)	30/181	706503-1X	Discontinued
33250	32957	23820-5X	3:54 (46-13)	30/181	700128-6	Discontinued
33250	32957	23820-5X	3:54 (46-13)	30/181	706000-2X	Discontinued
33250	32957	23820-5X	3:54 (46-13)	30/181	706503-2X	
33439	33431	23979-5X	4:88 (39-08)	30/181	706000-6X	Discontinued
33439	33431	23979-5X	4:88 (39-08)	30/181	706503-6X	Discontinued
33673	33428	24977-5X	4:27 (47-11)	30/181	706000-8X	
33673	33428	24977-5X	4:27 (47-11)	30/181	706503-8X	
33843	33844	24638-5X	3:54 (46-13)	44/216	707240-6X	Discontinued
33843	33844	24638-5X	3:54 (46-13)	44/216 IFS	707283-6X	Discontinued
33849	33850	24649-5X	4:09 (45-11)	44/216	707240-9X	
33849	33850	24649-5X	4:09 (45-11)	44/216 IFS	707283-9X	

## Listed By Pinion Number

Pinion Number	Ring Gear Number	Gear Set & Pinion Nut Number	Ratio & Tooth Combination	Model	Ring Gear & Pinion Kit	Ring Gear & Pinion Kit Replaced By
34017	30360	24807-5X	4:10 (41-10)	60/248	706033-3X	
34017	30360	24807-5X	4:10 (41-10)	60/248	706660-3X	706033-3X
34017	39300	70908-5X	4:10 (41-10)	61	706661-9X	
34017	30360	24807-5X	4:10 (41-10)	60/248	706807-4X	
34017	30360	24807-5X	4:10 (41-10)	60/248	706834-4X	
34023	32503	24813-5X	3:54 (46-13)	60/248	706033-1X	
34023	32503	24813-5X	3:54 (46-13)	60/248	706660-1X	706033-1X
34023	39211	70837-5X	3:54 (46-13)	61	706661-6X	Discontinued
34023	32503	24813-5X	3:54 (46-13)	60/248	706807-2X	706033-1X
34023	32503	24813-5X	3:54 (46-13)	60/248	706834-2X	706033-1X
34172	30316	25127-5X	4:56 (41-09)	60/248	706033-4X	
34172	39299	70907-5X	4:56 (41-09)	61	706661-8X	Discontinued
34172	39299	70907-5X	4:56 (41-09)	60/248	-	
34383	30268	25334-5X	4:88 (39-08)	60/248	706033-5X	Discontinued
34410	34411	25330-5X	3:50 (42-12)	30/181	706503-14X	Discontinued
34483	30841	25184-5X	4:78 (43-09)	44/216	706017-12X	Discontinued
34507	34508	25538-5X	3:73 (41-11)	60/248	706033-2X	76089-5X
34507	37875	29420-5X	3:73 (41-11)	61	706396-4X	Discontinued
34507	34508	25538-5X	3:73 (41-11)	60/248	706660-2X	706033-2X
34507	34508	25538-5X	3:73 (41-11)	60/248	706807-3X	
34507	34508	25538-5X	3:73 (41-11)	60/248	706834-3X	706033-2X
34546	34808	25965-1X	4:88 (39-08)	70/267	706048-4X	706999-8X
34546	34808	25965-1X	4:88 (39-08)	70/267	706061-4X	706999-8X
34546	30794	25608-1X	4:88 (39-08)	70/267	706091-3X	Discontinued
34547	34810	25966-1X	5:13 (41-08)	70/267	706048-5X	706999-9X
34547	34810	25966-1X	5:13 (41-08)	70/267	706061-5X	706999-9X
34547	31169	25609-1X	5:13 (41-08)	70/267	706091-4X	Discontinued
34549	34842	26013-1X	4:56 (41-09)	70/267	706048-3X	706999-6X
34549	34842	26013-1X	4:56 (41-09)	70/267	706061-3X	706999-6X
34549	34110	25611-1X	4:56 (41-09)	70/267	706091-2X	706997-2X
34550	34840	26010-1X	4:10 (41-10)	70/267	706048-2X	706999-4X
34550	34840	26010-1X	4:10 (41-10)	70/267	706061-2X	706999-4X
34550	31711	25612-1X	4:10 (41-10)	70/267	706091-1X	706997-1X
34715	34812	25967-1X	5:86 (41-07)	70/267	706048-6X	706999-10X
34715	34812	25967-1X	5:86 (41-07)	70/267	706061-6X	706999-10X
34715	34714	25782-1X	5:86 (41-08)	70/267	706091-5X	Discontinued
34715	34812	25967-1X	5:86 (41-07)	70/267	706905-5X	706999-10X
34718	34717	25784-5X	5:86 (41-07)	60/248	706033-6X	
34814	34815	25968-1X	6:17 (37-06)	70/267	706048-7X	706999-12X
34814	34815	25968-1X	6:17 (37-06)	70/267	706061-7X	706999-12X
34814	31962	26031-1X	6:17 (37-06)	70/267	706091-6X	Discontinued
34836	34837	26008-1X	3:73 (41-11)	70B 70HD	706048-1X	706999-2X
34836	38132	29715-1X	3:73 (41-11)	70/267	706048-10X	Discontinued
34836	34837	26008-1X	3:73 (41-11)	70/267	706061-1X	706999-2X
35116	35307	26636-1X	7:17 (43-06)	70/267	706048-8X	706999-14X
35116	35307	26636-1X	7:17 (43-06)	70/267	706061-8X	706999-14X
35116	32742	26355-1X	7:17 (43-06)	70/267	706091-7X	706997-7X
35425	33953	26756-5X	7:17 (43-06)	60/248	706033-8X	

# RING GEAR AND PINION SETS

## Listed By Pinion Number

Pinion Number	Ring Gear Number	Gear Set & Pinion Nut Number	Ratio & Tooth Combination	Model	Ring Gear & Pinion Kit	Ring Gear & Pinion Kit Replaced By
35658	32626	26628-5X	6:17 (37-06)	60/248	706033-7X	
35681	35682	26994-5X	5:13 (41-08)	60/248	706033-9X	Discontinued
35977	35978	27305-1X	5:86 (41-07)	70/267	706061-9X	706999-11X
35977	35978	27305-1X	5:86 (41-07)	70/267	706600-9X	706999-11X
36210	36211	27518-5X	5:38 (43-08)	60/248	706033-10X	Discontinued
36773	38133	29716-5X	3:07 (43-14)	61	706396-5X	Discontinued
36786	36787	28305-5X	3:31 (43-13)	61	706396-1X	Discontinued
36786	36787	28305-5X	3:31 (43-13)	61	706661-1X	Discontinued
37244	37245	28744-5X	3:23 (42-13)	44/216	706017-16X	Discontinued
37244	37245	28744-5X	3:23 (42-13)	44/216 ICA	706755-6X	Discontinued
37244	37245	28744-5X	3:23 (42-13)	44/216	707020-2X	Discontinued
37258	37259	28769-5X	3:50 (42-12)	44/216	707240-5X	Discontinued
37767	37768	29244-5X	3:73 (41-11)	30/181	706000-3X	
37767	37768	29244-5X	3:73 (41-11)	30/181	706503-3X	
37791	37792	71771-5X	2:87 (43-15)	44/216	706017-18X	Discontinued
37863	37864	29376-5X	3:54 (46-13)	30/181	706503-2X	
38633	38634	70169-5X	2:72 (49-18)	44/216	706017-19X	Discontinued
39063	39064	70618-5X	3:91 (43-11)	30/181	706000-14X	Discontinued
39069	39070	70610-1X	6:17 (37-06)	70/267	706600-12X	706999-13X
39158	39159	70741-1X	7:17 (43-06)	70/267	706061-10X	706999-15X
39158	39159	70741-1X	7:17 (43-06)	70/267	706600-10X	706999-15X
39234	39235	70853-5X	3:33 (50-15)	60/248	706660-9X	Discontinued
39234	39235	70853-5X	3:33 (50-15)	60/248	706807-1X	Discontinued
39234	39235	70853-5X	3:33 (50-15)	60/248	706834-1X	Discontinued
39264	39265	70870-5X	3:07 (43-14)	61	706808-3X	Discontinued
39264	39265	70870-5X	3:07 (43-14)	61	706835-3X	Discontinued
39274	39275	70874-1X	4:56 (41-09)	70/267	706048-12X	Discontinued
39276	39277	70875-1X	4:10 (41-10)	70/267	706048-11X	706999-4X
39286	39287	70891-1X	3:54 (46-13)	70/267	706600-13X	706999-1X
39551	39552	71196-5X	3:00 (45-15)	61	706661-10X	Discontinued
39551	39552	71196-5X	3:00 (45-15)	61	706808-2X	Discontinued
39551	39552	71196-5X	3:00 (45-15)	61	706835-2X	Discontinued
39733	39734	71315-5X	4:56 (41-09)	30/181	706503-5X	Discontinued
39828	39829	71350-5X	3:31 (43-13)	30/181	700128-5	Discontinued
39828	39829	71350-5X	3:31 (43-13)	30/181	706503-1X	
40216	38634	71528-5X	2:72 (49-18)	44/216 ICA	706755-8X	Discontinued
40395	40396	71706-5X	4:10 (41-10)	28/174 IFS	707080-4X	Discontinued
40440	40442	71730-5X	3:73 (41-11)	28/174 IFS	707080-3X	Discontinued
40482	40483	71762-5X	3:07 (43-14)	44/216	707240-3X	Discontinued
40482	40483	71762-5X	3:07 (43-14)	44/216 IFS	707283-3X	Discontinued
40484	37792	71771-5X	2:87 (43-15)	44/216 ICA	706755-9X	Discontinued
40626	40627	71863-5X	3:73 (41-11)	30/181	706930-5X	
40626	40627	71863-5X	3:73 (41-11)	30/181	708133-1	
40628	40629	71864-5X	4:10 (41-10)	30/181	706930-4X	
40632	40633	71866-5X	4:56 (41-09)	30/181	706930-6X	
40785	40786	72002-5X	3:31 (43-13)	30/181	706930-3X	Discontinued
40789	40790	72003-5X	3:07 (43-14)	30/181	706930-2X	
40936	40837	72038-5X	2:35 (47-20)	30/181	700128-7	Discontinued



# RING GEAR AND PINION SETS

## Listed By Pinion Number

Pinion Number	Ring Gear Number	Gear Set & Pinion Nut Number	Ratio & Tooth Combination	Model	Ring Gear & Pinion Kit	Ring Gear & Pinion Kit Replaced By
40956	30794	72147-5X	4:88 (39-08)	70/267	706997-3X	Discontinued
40956	34808	72148-5X	4:88 (39-08)	70/267	706998-5X	
40956	34808	72148-5X	4:88 (39-08)	70/267	706999-8X	
40957	31169	72149-5X	5:13 (41-08)	70/267	706997-4X	Discontinued
40957	34810	72150-5X	5:13 (41-08)	70/267	706998-6X	72150-5X
40957	34810	72150-5X	5:13 (41-08)	70/267	706999-9X	
40958	34110	72151-5X	4:56 (41-09)	70/267	706997-2X	
40958	34842	72152-5X	4:56 (41-09)	70/267	706998-4X	
40958	34842	72152-5X	4:56 (41-09)	70/267	706999-6X	
40958	42245	73032-5X	4:56 (41-09)	70/267	707055-3X	
40959	31711	72153-5X	4:10 (41-10)	70/267	706997-1X	
40959	34840	72154-5X	4:10 (41-10)	70/267	706998-3X	72154-5X
40959	34840	72154-5X	4:10 (41-10)	70/267	706999-4X	
40960	34714	72155-5X	5:86 (41-07)	70/267	706997-5X	Discontinued
40960	34812	72156-5X	5:86 (41-07)	70/267	706999-10X	
40961	31962	72158-5X	6:17 (37-06)	70/267	706997-6X	Discontinued
40961	34815	72157-5X	6:17 (37-06)	70/267	706999-12X	
40962	34837	72159-5X	3:73 (41-11)	70/267	706998-2X	
40962	34837	72159-5X	3:73 (41-11)	70/267	706999-2X	
40962	38132	72160-5X	3:73 (41-11)	70/267	706999-3X	72160-5X
40963	32742	72161-5X	7:17 (43-06)	70/267	706997-7X	Discontinued
40963	44065	74253-5X	7:17 (43-06)	70/267	706998-14X	Discontinued
40963	35307	72162-5X	7:17 (43-06)	70/267	706998-9X	
40963	35307	72162-5X	7:17 (43-06)	70/267	706999-14X	
40964	35978	72163-5X	5:86 (41-07)	70/267	706999-11X	
40965	39070	72164-5X	6:17 (37-06)	70/267	706999-13X	
40966	39159	72165-5X	7:17 (43-06)	70/267	706998-10X	Discontinued
40966	39159	72165-5X	7:17 (43-06)	70/267	706999-15X	
40967	39275	72166-5X	4:56 (41-09)	70/267	706999-7X	72166-5X
40968	39277	72167-5X	4:10 (41-10)	70/267	706999-5X	Discontinued
40969	39287	72168-5X	3:54 (46-13)	70/267	706998-1X	
40969	39287	72168-5X	3:54 (46-13)	70/267	706999-1X	
41078	38133	72264-5X	3:07 (43-14)	61	706661-11X	Discontinued
41182	18426	72386-5X	3:31 (43-13)	44/216 F-CAR	706990-1X	Discontinued
41183	18520	72387-5X	4:09 (45-11)	44/216 F-CAR	706990-2X	Discontinued
41336	18445	72459-5X	3:92 (47-12)	44/216 F-CAR	706990-3X	Discontinued
41372	41466	72504-5X	3:31 (43-13)	36/200 ICA	706870-6X	Discontinued
41372	41466	72504-5X	3:31 (43-13)	36/200 ICA	-	Discontinued
41467	41474	72505-5X	3:07 (43-14)	36/200 ICA	706870-5X	Discontinued
41467	41474	72505-5X	3:07 (43-14)	36/200 ICA	-	Discontinued
41475	41476	72587-5X	2:73 (41-15)	36/200 ICA	-	Discontinued
41546	41547	72623-5X	4:10 (41-10)	30/181	706000-4X	
41546	41547	72623-5X	4:10 (41-10)	30/181	706503-4X	
41724	41725	72719-5X	3:07 (43-14)	44/216 ICA	-	Discontinued
41898	41902	72668-5X	2:59 (44-17)	36/200 ICA	-	
41982	42720	73381-5X	3:31 (43-13)	35/194	707244-2X	Discontinued
41982	41983	72896-5X	3:31 (43-13)	35/194	-	Discontinued
42115	42721	73382-5X	4:56 (41-09)	35/194	707244-5X	

# RING GEAR AND PINION SETS

## Listed By Pinion Number

Pinion Number	Ring Gear Number	Gear Set & Pinion Nut Number	Ratio & Tooth Combination	Model	Ring Gear & Pinion Kit	Ring Gear & Pinion Kit Replaced By
42115	42721	73382-5X	4:56 (41-09)	35/194 IFS	707359-5X	
42119	42722	73383-5X	4:11 (37-09)	35/194	707244-4X	
42119	42120	72932-5X	4:11 (37-09)	35/194	-	Discontinued
42119	50481	80613-5	4:11 (37-09)	35/194	-	80613-6
42119	50481	80613-6	4:11 (37-09)	35/194	-	
42123	42124	72933-5X	3:54 (46-13)	35/194	-	Discontinued
42127	42128	72934-5X	3:08 (40-13)	35/194	-	
42131	42132	72935-5X	2:73 (41-15)	35/194	-	Discontinued
42143	42724	73385-5X	3:73 (41-11)	35/194 IFS	707359-3X	
42143	42144	72938-5X	3:73 (41-11)	35/194	-	Discontinued
42161	42162	72950-5X	3:54 (46-13)	44/216 F-CAR	-	Discontinued
42190	42336	73105-5X	3:07 (43-14)	70/267	706998-13X	Discontinued
42237	42238	73029-5X	3:42 (41-12)	70/267	707055-2X	Discontinued
42250	42251	73039-5X	3:73 (41-11)	30/181	706000-20X	Discontinued
42309	42310	73093-5X	2:72 (49-18)	30/181	706930-7X	Discontinued
42385	42162	73134-5X	3:54 (46-13)	44/216 ICA	-	Discontinued
42419	42420	80730	4:63 (37-08)	80/286	707060-1X	
42419	42420	80730-5	4:63 (37-08)	80/286	707060-1X	
42419	42420	73167-5X	4:63 (37-08)	80/286	707060-12X	707060-1X
42419	42420	80730-5	4:63 (37-08)	80/286	707060-12X	
42419	42420	80730-5	4:63 (37-08)	80/286	707361-13X	
42419	42420	73167-5X	4:63 (37-08)	80/286	707361-5X	707361-13X
42423	42424	73168-5X	5:13 (41-08)	80/286	707060-13X	
42423	42424	73168-5X	5:13 (41-08)	80/286	707060-4X	707060-13X
42423	42424	73168-5X	5:13 (41-08)	80/286	707361-6X	
42464	42465	73200-5X	4:10 (41-10)	80/286	707361-10X	707361-12X
42464	42465	73200-5X	4:10 (41-10)	80/286	708026-2	
42464	42465	73200-5X	4:10 (41-10)	80/286	708026-4	
42464	42465	73200-5X	4:10 (41-10)	80/286	708150-2	
42469	42725	73386-5X	3:55 (39-11)	35/194	707244-3X	
42469	42725	73386-5X	3:55 (39-11)	35/194 IFS	707359-2X	
42623	42624	73335-5X	3:45 (38-11)	30/181	706000-21X	Discontinued
42682	42680	73353-5X	3:54 (46-13)	80/286	708026-1	
42682	42680	73353-5X	3:54 (46-13)	80/286	708026-3	
42682	42680	73353-5X	3:54 (46-13)	80/286	708150-1	
42699	42701	73368-5X	3:55 (39-11)	30/181	706930-8x	
42699	42701	73368-5X	3:54 (39-11)	30/181	706930-8X	
42755	42756	73403-5X	3:73 (41-11)	35/194 IFS	707170-2X	Discontinued
42759	42760	73404-5X	4:10 (41-10)	35/194 IFS	707170-3X	73404-5X
42816	42817	73434-5X	3:55 (39-11)	35/194 IFS	707170-1X	Discontinued
42827	42828	73442-5X	3:07 (43-14)	35/194	707244-1X	
42827	51300	84118-5	3:07 (43-14)	35/194	-	
43004	43006	73515-5X	3:73 (41-11)	28/174 IFS	707221-1X	Discontinued
43169	43168	73606-5X	3:27 (49-15)	35/194 IFS	707170-4X	Discontinued
43589	43591	73887-5X	3:27 (36-11)	28/174 IFS	707221-2X	Discontinued
43615	43616	73909-5X	3:27 (49-15)	35/194 IFS	707359-1X	
43625	43626	73917-5X	3:45 (38-11)	44/216 ICA	-	Discontinued
43627	43628	73919-5X	3:33 (40-12)	44/216 ICA	-	Discontinued

# RING GEAR AND PINION SETS

## Listed By Pinion Number

Pinion Number	Ring Gear Number	Gear Set & Pinion Nut Number	Ratio & Tooth Combination	Model	Ring Gear & Pinion Kit	Ring Gear & Pinion Kit Replaced By
43660	43661	73958-5X	3:73 (41-11)	80/286	707060-3X	Discontinued
43728	43729	74039-5X	3:73 (41-11)	35/194 IFS	707359-3X	
43828	43829	73442-5X	3:07 (43-14)	35/194	707244-1X	
43982	49605	80175-5	3:55 (39-11)	30/181	707344-10X	707344-8X
44085	44086	74251-5X	3:31 (43-13)	44/216	707240-4X	Discontinued
44085	44086	74251-5X	3:31 (43-13)	44/216 IFS	707283-4X	Discontinued
44096	44097	74261-5X	3:27 (49-15)	35/194 IFS	707170-4X	Discontinued
44098	44099	74262-5X	3:73 (41-11)	35/194 IFS	707170-2X	Discontinued
44194	42336	74305-5X	3:07 (43-14)	70/267	707250-1X	Discontinued
44196	34840	74307-5X	4:10 (41-10)	70/267	707250-3X	708015-2
44196	34840	74307-6x	4:10 (41-10)	70/267	-	
44196	34840	74307-6X	4:10 (41-10)	70/267	-	
44197	34842	74308-5X	4:56 (41-09)	70/267	707250-4X	Discontinued
44199	44065	74342-5X	7:17 (43-06)	70/267	708015-3	
44199	44065	74342-5X	7:17 (43-06)	70/267	708015-6	74342-5X
44221	44222	74346-5X	3:55 (39-11)	35/194 IFS	707359-2X	
44221	44222	74346-5X	3:55 (39-11)	35/194 IFS	-	707359-2X
44225	37768	74350-5X	3:73 (41-11)	30/181	707300-5X	
44226	43982	74351-5X	3:55 (39-11)	30/181	707300-4X	
44272	44273	74375-5X	3:31 (43-13)	80/286	707060-7X	
44331	44332	74423-5X	4:09 (45-11)	60/248	706033-13X	708021-1
44331	44332	74423-5X	4:09 (45-11)	60/248	708021-1	
44438	44805	74436-5X	3:07 (43-14)	44/216 ICA	-	OEM only
44468	44469	74464-5X	3:27 (49-15)	35/194 IFS	707170-4X	Discontinued
44812	44813	74711-5X	3:73 (41-11)	35/194 IFS	707359-3X	
44840	44841	74680-5X	4:63 (37-08)	80/286	707361-1X	707361-3X
44840	46976	75619-5X	4:63 (37-08)	80/286	707361-3X	
44840	46976	75619-5X	4:63 (37-08)	80/286	-	
44842	46978	75621-5X	5:13 (41-08)	80/286	707361-4X	
45564	45565	74720-5X	4:10 (41-10)	44/216	707338-5X	707309-1X
45564	45565	74720-5X	4:10 (41-10)	44/216	-	
45564	53531	85106-5	4:10 (41-10)	44/216	-	85106-6
45564	53531	85106-6	4:10 (41-10)	44/216	-	
45659	32503		3:54 (46-13)	60/248	74860X	75185-5X
45736	46216	74948-5X	3:55 (39-11)	60/248	706033-15X	
46131	46132	75136-5X	3:55 (39-11)	35/194	707244-7X	
46131	46132	75136-5X	3:55 (39-11)	35/194	-	
46131	48181	76280-5X	3:55 (39-11)	Super 35/198	-	84214-5
46131	48181	76280-6	3:55 (39-11)	35/194	-	84214-5
46135	46136	75137-5X	3:73 (41-11)	35/194	707244-8X	
46135	48182	76281-5X	3:73 (41-11)	Super 35/198	-	84215-5
46135	48182	76281-6	3:73 (41-11)	Super 35/198	-	84215-5
46135	46182	76281-7	3:73 (41-11)	Super 35/198	-	
46173	43982	75143-5X	3:55 (39-11)	30/181	707344-10X	707344-8X
46177	37768	75144-5X	3:73 (41-11)	30/181	707344-11X	
46209	46210	75180-5X	4:09 (45-11)	60/248	707345-2X	708009-2
46211	32934	75181-5X	3:07 (43-14)	30/181	707344-2X	
46211	32934	75181-5X	3:07 (43-14)	30/181	708132-1	

# RING GEAR AND PINION SETS

## Listed By Pinion Number

Pinion Number	Ring Gear Number	Gear Set & Pinion Nut Number	Ratio & Tooth Combination	Model	Ring Gear & Pinion Kit	Ring Gear & Pinion Kit Replaced By
46214	32906	75182-5X	4:10 (41-10)	30/181	707344-6X	
46214	32906	75182-5X	4:10 (41-10)	30/181	708132-3	
46215	46216	75185-5X	3:55 (39-11)	60/248	707345-1X	708009-1
46215	46216	75185-5X	3:55 (39-11)	60/248	708009-1	
46215	46216	75185-5X	3:55 (39-11)	60/248	708009-3	708009-1
46215	46216	75185-5X	3:55 (39-11)	60/248	708148-1	708009-1+parts
46215	46216	75185-5X	3:55 (39-11)	60/248	75185-5x	
46215	46216	75185-5X	3:55 (39-11)	60/248	-	
46256	46257	75248-5X	4:10 (41-10)	60/248	708009-2	
46256	46257	75248-5X	4:10 (41-10)	60/248	708009-4	
46256	46257	75248-5X	4:10 (41-10)	60/248	708148-2	
46256	46257	75248-5X	4:10 (41-10)	60/248	-	
46541	46542	75402-5X	3:07 (43-14)	44/216 ICA	-	Discontinued
46541	50733	80739-5	3:07 (43-14)	44/216 ICA	-	
46636	44765	75222-5X	3:73 (41-11)	44/216	707381-4X	
46637	46638	74855-5X	3:55 (39-11)	44/216	707381-3X	
46683	46684	75493-5X	4:10 (41-10)	35/194 IFS	707359-4X	
46683	49156	76793-5X	4:10 (41-10)	Super 35/198	-	
46744	46745	75518-5X	3:45 (38-11)	44/216 ICA	-	Discontinued
46926	46927	75599-5X	4:10 (41-10)	35/194 IFS	707359-4X	
47203	47204	75812-5X	3:21 (45-14)	35/194 IFS	-	Discontinued
47205	47206	75813-5X	3:92 (47-12)	35/194 IFS	-	Discontinued
47238	46638	75861-5X	3:55 (39-11)	44/216	-	
47532	47533	75999-5X	4:10 (41-10)	70/267	707407-1X	708126-3
47532	47533	75999-5X	4:10 (41-10)	70/267	707482-1X	
47532	47533	75999-5X	4:10 (41-10)	70/267	708015-2	
47532	47533	75999-5X	4:10 (41-10)	70/267	708015-5	
47532	47533	75999-5X	4:10 (41-10)	70/267	708126-1	708126-3
47532	47533	75999-5X	4:10 (41-10)	70/267	708149-2	
47608	47609	76047-5X	4:10 (41-10)	60/248	706033-16X	
47608	47609	76047-5X	4:10 (41-10)	60/248	707424-5	76047-5X
47608	47609	76047-5X	4:10 (41-10)	60/248	707430-3X	708125-5
47608	47609	76047-5X	4:10 (41-10)	60/248	708124-3	708125-5
47608	47609	76047-5X	4:10 (41-10)	60/248	708125-5	
47608	47609	76047-5X	4:10 (41-10)	60/248	-	
47608	47609	84226-5	4:10 (41-10)	60/248	-	
47683	47682	76086-5X	3:73 (41-11)	60/248	707424-2X	708125-4
47683	47682	76086-5X	3:73 (41-11)	60/248	708125-1	708125-4
47685	47684	76087-5X	4:09 (45-11)	60/248	707424-3X	708125-5
47687	47686	76088-5X	3:55 (39-11)	60/248	706033-15X	
47687	47686	76088-5X	3:55 (39-11)	60/248	707430-1X	708125-6
47687	47686	76088-5X	3:55 (39-11)	60/248	708124-1	708125-6
47687	47686	76088-5X	3:55 (39-11)	60/248	708125-6	
47689	47688	76089-5X	3:73 (41-11)	60/248	706033-2X	
47689	47688	76089-5X	3:73 (41-11)	60/248	707424-2X	
47689	47688	76089-5X	3:73 (41-11)	60/248	707430-2X	708125-4
47689	47688	76089-5X	3:73 (41-11)	60/248	708124-2	708125-4
47689	47688	76089-5X	3:73 (41-11)	60/248	708125-4	



## Listed By Pinion Number

Pinion Number	Ring Gear Number	Gear Set & Pinion Nut Number	Ratio & Tooth Combination	Model	Ring Gear & Pinion Kit	Ring Gear & Pinion Kit Replaced By
47689	47688	76089-5X	3:73 (41-11)	60/248	-	
47689	47688	84227-5	3:73 (41-11)	60/248	-	
47839	47841	76128-5X	4:30 (43-10)	80/286	707476-3X	708120-7
47839	47841	80584-5	4:30 (43-10)	80/286	707476-8	708120-7
47845	47846	76138-5X	4:88 (39-08)	80/286	707476-4X	708120-10
47845	47846	76138-5X	4:88 (39-08)	80/286	-	
47903	47902	76127-5X	3:73 (41-11)	50/229	707474-1X	76127-5X
47903	47902	76127-5X	3:73 (41-11)	50/229	708122-1	76127-5X
47903	47902	76127-5X	3:73 (41-11)	50/229	-	
47907	47906	76136-5X	4:30 (43-10)	50/229	707474-3X	76136-5X
47907	47906	76136-5X	4:30 (43-10)	50/229	708122-3	72136-5X
47907	47906	76136-5X	4:30 (43-10)	50/229	-	
47912	620108	76159-5X	4:10 (41-10)	60/248	707475-2X	
47912	620108	76159-5X	4:10 (41-10)	60/248	708123-2	708233-2
47912	620108	76159-5X	4:10 (41-10)	60/248	708233-2	
47915	47914	76160-5X	4:30 (43-10)	60/248	707475-3X	
47915	47914	76160-5X	4:30 (43-10)	60/248	708123-3	
47919	47918	76161-5X	3:73 (41-11)	60/248	707475-1X	
47919	47918	76161-5X	3:73 (41-11)	60/248	708123-1	2007117
47922	47921	76163-5X	4:88 (39-08)	60/248	707475-4X	
47922	47921	76163-5X	4:88 (39-08)	60/248	708123-4	
47926	47925	76164-5X	5:38 (43-08)	60/248	707475-5X	
47926	47925	76164-5X	5:38 (43-08)	60/248	708123-5	
48100	48101	76256-5X	3:73 (41-11)	80/286	707476-1X	708120-5
48100	48101	80582-5	3:73 (41-11)	80/286	707476-6	708120-5
48102	48103	80583-5	4:10 (41-10)	80/286	707361-12X	
48102	48103	76257-5X	4:10 (41-10)	80/286	707476-2X	708120-6
48102	48103	80583-5	4:10 (41-10)	80/286	707476-7	708120-6
48104	48105	76258-5X	5:38 (43-08)	80/286	707476-5X	708120-11
48393	48382	76385-5X	3:55 (39-11)	Super 30/186	707344-8X	
48393	48382	76385-5X	3:55 (39-11)	30/181	708132-2	
48393	48382	76385-5X	3:55 (39-11)	Super 30/186	-	
48395	48386	76386-5X	3:73 (41-11)	Super 30/186	707344-9X	
48395	48386	76386-5X	3:73 (41-11)	Super 30/186	708132-4	
48626	48625	76509-5X	4:56 (41-09)	70/267	707482-2X	Discontinued
48665	48144	76542-5X	3:73 (41-11)	Super 44/226	-	
48737	78738	76568-5X	3:54 (46-13)	70/267	708015-1	
48737	48738	76568-5X	3:54 (46-13)	70/267	708015-4	
48737	48738	76568-5X	3:54 (46-13)	70/267	708149-1	
49419	42465	80087-5	4:10 (41-10)	80/286	707361-11X	
49606	37768	80176-5	3:73 (41-11)	30/181	707344-11X	
49612	49613	80177-5	3:91 (43-11)	Super 30/186	-	
49625	49626	80186-5	3:91 (43-11)	Super 44/226	-	Discontinued
49815	49816	80299-5	3:55 (39-11)	Super 30/186	708098-2	
49817	49818	80300-5	3:73 (41-11)	Super 30/186	708098-3	
50076	50077	80417-5	4:56 (41-09)	70/267	708074-2	
50080	50081	80418-5	4:10 (41-10)	70/267	708074-1	
50546	50547	80649-5	3:73 (41-11)	80/286	707476-9	708120-5

# RING GEAR AND PINION SETS

## Listed By Pinion Number

Pinion Number	Ring Gear Number	Gear Set & Pinion Nut Number	Ratio & Tooth Combination	Model	Ring Gear & Pinion Kit	Ring Gear & Pinion Kit Replaced By
50546	2018598	2018597	3:73 (41-11)	80/286	708120-5	
50550	2013527	2013526	4:10 (41-10)	80/286	707361-12X	
50550	50551	80650-5	4:10 (41-10)	80/286	707476-10	708120-6
50550	2013527	2013526	4:10 (41-10)	80/286	708026-2	
50550	2013527	2013526	4:10 (41-10)	80/286	708026-4	
50550	50551	80650-5	4:10 (41-10)	80/286	708120-6	
50550	2013527	2013526	4:10 (41-10)	80/286	708120-6	
50550	2013527	2013526	4:10 (41-10)	80/286	708150-2	
50554	50555	80651-5	4:30 (43-10)	80/286	707476-11	708120-7
50554	50555	80651-5	4:30 (43-10)	80/286	708120-7	
50554	50555	80651-5	4:30 (43-10)	80/286	-	
51007	51009	84002-5	4:88 (39-08)	80/286	707476-12	708120-10
51007	51009	84002-5	4:88 (39-08)	80/286	708120-10	
51011	51013	84003-5	5:38 (43-08)	80/286	707476-13	708120-11
51011	51013	84003-5	5:38 (43-08)	80/286	708120-11	
51015	48386	84004-5	3:73 (41-11)	Super 30/186	-	
51017	49613	84005-5	3:91 (43-11)	Super 30/186	-	
51019	48390	84006-5	4:10 (41-10)	Super 30/186	-	
51021	51112	84032-5	3:55 (39-11)	Super 30/186	-	Discontinued
51055	51113	84033-5	3:73 (41-11)	Super 30/186	-	Discontinued
51142	51143	84046-5	3:55 (39-11)	Super 30/186	2004628-1	Discontinued
51142	51143	84046-5	3:55 (39-11)	Super 30/186	708098-2	
51148	51149	84048-5	3:73 (41-11)	Super 30/186	2004628-2	Discontinued
51148	51149	84048-5	3:73 (41-11)	Super 30/186	708098-3	
51171	51172	84055-5	4:10 (41-10)	70/267	708074-1	
51171	51172	84055-5	4:10 (41-10)	70/267	708074-3	84055-5
51171	51172	84055-5	4:10 (41-10)	70/267	708127-1	
51171	51172	84055-5	4:10 (41-10)	Super 70/273	-	
51176	51177	84057-5	4:56 (41-09)	70/267	708074-2	708074-5
51176	51177	84057-5	4:56 (41-09)	70/267	708074-4	84057-5
51176	2013539	2013538	4:56 (41-09)	70/267	708074-4	
51176	2013539	2013538	4:56 (41-09)	70/267	708074-5	
51176	51177	84057-5	4:56 (41-09)	70/267	708127-2	
51176	51177	84057-5	4:56 (41-09)	Super 70/273	-	
51326	51327	84171-5	4:30 (43-10)	Super 30/186	708098-5	
51402	51403	84212-5	3:73 (41-11)	Super 44/226	-	
51404	51405	84213-5	3:91 (43-11)	Super 44/226	-	
51406	51407	84214-5	3:55 (39-11)	Super 35/198	-	
51408	51409	84215-5	3:73 (41-11)	Super 35/198	-	
51887	51888	84431-5	3:73 (41-11)	Super 70/273	-	
51964	51965	84459-5	3:73 (41-11)	60/248	-	76089-5X
52405	52406	84622-5	2:94 (47-16)	205	-	
52525	52526	84673-5	3:73 (41-11)	Super 60/256	2005573	2007117
52530	52531	84674-5	4:10 (41-10)	Super 60/256	2007118	
52530	52531	84674-5	4:10 (41-10)	60/248	707475-2X	
52534	2015358	2015357	4:30 (43-10)	60/248	707475-3X	
52534	2015358	2015357	4:30 (43-10)	Super 60/256	708233-3	
52534	52535	84675-5	4:30 (43-10)	Super 60/256	-	

# RING GEAR AND PINION SETS


## Listed By Pinion Number

Pinion Number	Ring Gear Number	Gear Set & Pinion Nut Number	Ratio & Tooth Combination	Model	Ring Gear & Pinion Kit	Ring Gear & Pinion Kit Replaced By
52538	52539	84676-5	4:88 (39-08)	60/248	707475-4X	
52538	52539	84676-5	4:88 (39-08)	Super 60/256	708233-4	
52543	52544	84677-5	5:39 (43-08)	60/248	707475-5X	
52543	52544	84677-5	5:38 (43-08)	Super 60/256	708233-5	
52672	52673	84746-5	3:36 (47-14)	205	84746-5	2004946
52899	51208	84073-5	3:55 (39-11)	Super 44/226	-	
52974	52975	2015860	4:10 (41-10)	70/267	-	
52974	52975	84846-5	4:10 (41-10)	70/267	707482-1X	
52974	52975	84846-5	4:10 (41-10)	70/267	708126-3	
53058	53059	84868-5	5:13 (41-08)	80/286	707060-4X	
53058	53059	84868-5	5:13 (41-08)	80/286	707361-6X	
53058	53059	84868-5	5:13 (41-08)	80/286	-	
53426	53427	85071-5	4:56 (41-09)	35/194	-	
53463	53464	85072-5	4:56 (41-09)	30/181	708132-5	
53494	53495	85098-5	5:13 (41-08)	Super 70/273	-	
54320	54321	85463	3:55 (39-11)	Super 60/256	2009523	
620001	620002	660002	3:00 (45-15)	44/216	707240-2X	Discontinued
620094	620095	660069-5	3:54 (46-13)	60/248	700020-1	
620107	620108	660071	4:10 (41-10)	60/248	700020-2	
620223	620224	660150-5	3:42 (41-12)	44/216	700025-3	Discontinued
620480	620481	660319-5	4:10 (41-10)	50/229	-	
620480	620481	660319-5	4:10 (41-10)	50/229 IFS	707239-2X	
620480	620481	660319-5	4:10 (41-10)	50/229	707474-2X	660319-5
620480	620481	660319-5	4:10 (41-10)	50/229	708122-2	
620510	620511	660231-5	3:54 (46-13)	50/229 IFS	707239-1X	Discontinued
620575	620576	660405	2:94 (47-16)	44/216	700025-7	Discontinued
620663	620664	660465-5	2:72 (49-18)	30/181	700128-2	Discontinued
620857	620858	660529-5	3:08 (40-13)	28/174 IFS	707080-1X	Discontinued
621057	621058	660593-5	3:45 (38-11)	28/174 IFS	707080-2X	Discontinued
2001812	2001813	2001811-5	4:56 (41-09)	60/248	-	OEM only
2002552	52775	2002551-5	2:94 (47-16)	Super 44/226	-	
2002557	52790	2002556-5	3:36 (47-14)	Super 44/226	-	
2002562	54561	2002561-5	3:13 (47-15)	Super 44/226	-	
2002567	54566	2002566-5	3:54 (46-13)	Super 44/226	-	
2002671	2002684	2002670-5	4:10 (41-10)	Super 70/273	-	
2003503	2003489	2003488-5	3:73 (41-11)	Super 44/226	-	
2003503	2008689	2008688-5	3:73 (41-11)	Super 44/226	-	
2004200	620095	2004110	3:54 (46-13)	60/248	708233-6	
2005016	55643	2005015-5	3:21 (45-14)	Super 30/186	-	OEM only
2005019	55637	2005018-5	3:55 (39-11)	Super 30/186	-	
2005022	2002215	2005021-5	3:73 (41-11)	Super 30/186	-	
2005025	2002674	2005024-5	4:10 (41-10)	44/216	-	
2005028	55641	2005027-5	4:10 (41-10)	Super 30/186	-	
2005040	2005041	2005044	3:55 (39-11)	Super 30/186	2005046-1	
2005040	2005041	2005044	3:55 (39-11)	Super 30/186	708098-2	
2005042	2005043	2005045	3:73 (41-11)	Super 30/186	2005046-2	OEM only
2005042	2005043	2005045	3:73 (41-11)	Super 30/186	708098-3	
2005115	2007775	2007774-5	3:21 (45-14)	Super 44/226	-	

# RING GEAR AND PINION SETS

## Listed By Pinion Number

Pinion Number	Ring Gear Number	Gear Set & Pinion Nut Number	Ratio & Tooth Combination	Model	Ring Gear & Pinion Kit	Ring Gear & Pinion Kit Replaced By
2005117	2007773	2007772-5	4:10 (41-10)	Super 44/226	-	
2005869	2005630	2005868	3:73 (41-11)	Super 60/256	-	84673
2005869	2013463	2013462	3:73 (41-11)	Super 60/256	2007117	
2005869	2013463	2013462	3:73 (41-11)	60/248	707475-1X	
2005872	2005635	2005871	4:10 (41-10)	Super 60/256	-	
2006205	52406	2006105-5	2:94 (47-16)	205	-	
2006206	52673	2006106-5	3:36 (47-14)	205	-	
2006273	54557	2006272-5	3:69 (48-13)	Super 44/226	-	
2009351	2009350	2009352-5	4:10 (41-10)	Super 70/273	-	
2012184	2012183	2012182	3:31 (43-13)	Super 60/256	2012567	OEM only
2013744	2013743	2013742-5	3:73 (41-11)	44/216	-	
2015275	2015274	2015273-5	3:07 (43-14)	Super 30/186	-	
2018739	2018738	2018737-5	4:56 (41-09)	Super 44/226	-	
2018749	2018748	2018747-5	4:90 (49-10)	Super 44/226	-	
2018758	2018757	2018756-5	5:13 (41-08)	Super 44/226	-	
2019216	2019215	2019214-5	4:88 (39-08)	60/248	-	
2019219	2019218	2019217-5	5:11 (46-09)	60/248	-	



Ring Gear & Pinion Kit	Ratio & Tooth Combination	Gear Set & Pinion Nut Number	Pinion Number	Ring Gear Number	Replaced By Part Number
<b>Dana 205™</b>					
-	2.94 (47 - 16)	2006105-5	2006205	52406	
-	3.36 (47 - 14)	2006106-5	2006206	52673	
-	2.94 (47 - 16)	84622-5	52405	52406	
84746-5	3.36 (47 - 14)	84746-5	52672	52673	
<b>Dana 28™/174 IFS</b>					
707080-1X	3.08 (40 - 13)	660529-5	620857	620858	Discontinued
707080-2X	3.45 (38 - 11)	660593-5	621057	621058	Discontinued
707080-3X	3.73 (41 - 11)	71730-5X	40440	40442	Discontinued
707080-4X	4.10 (41 - 10)	71706-5X	40395	40396	Discontinued
707221-1X <sup>(1)</sup>	3.73 (41 - 11)	73515-5X	43004	43006	Discontinued
707221-2X <sup>(1)</sup>	3.27 (36 - 11)	73887-5X	43589	43591	Discontinued
<b>Dana 30™/181</b>					
700128-1 <sup>(2)</sup>	3.07 (43 - 14)	23723-5X	32981	32934	Discontinued
700128-2 <sup>(2)</sup>	2.72 (49 - 18)	660465-5	620663	620664	Discontinued
700128-5 <sup>(2)</sup>	3.31 (43 - 13)	71350-5X	39828	39829	Discontinued
700128-6 <sup>(2)</sup>	3.54 (46 - 13)	23820-5X	33250	32957	Discontinued
700128-7 <sup>(2)</sup>	2.35 (47 - 20)	72038-5X	40936	40837	Discontinued
706000-1X	3.31 (43 - 13)	23770-5X	33216	33217	Discontinued
706000-2X	3.54 (46 - 13)	23820-5X	33250	32957	Discontinued
706000-3X	3.73 (41 - 11)	29244-5X	37767	37768	
706000-4X	4.10 (41 - 10)	23721-5X	32980	32906	
706000-4X	4.10 (41 - 10)	72623-5X	41546	41547	
706000-6X	4.88 (39 - 08)	23979-5X	33439	33431	Discontinued
706000-8X	4.27 (47 - 11)	24977-5X	33673	33428	
706000-10X	3.07 (43 - 14)	23723-5X	32981	32934	23723-5X
706000-14X	3.91 (43 - 11)	70618-5X	39063	39064	Discontinued
706000-20X	3.73 (41 - 11)	73039-5X	42250	42251	Discontinued
706000-21X	3.45 (38 - 11)	73335-5X	42623	42624	Discontinued
706503-1X	3.31 (43 - 13)	23770-5X	33216	33217	Discontinued
706503-1X	3.31 (43 - 13)	71350-5X	39828	39829	
706503-2X	3.54 (46 - 13)	23820-5X	33250	32957	

**Note:** If required, RTV gasket material is part number 38615.

<sup>(1)</sup> Reverse spiral bevel. Not interchangeable with other standard rotation kits.

<sup>(2)</sup> Dana 30™ with disconnect (AMX Eagle 1980 and up).



Ring Gear & Pinion Kit	Ratio & Tooth Combination	Gear Set & Pinion Nut Number	Pinion Number	Ring Gear Number	Replaced By Part Number
<b>Dana 30™/181 (Continued)</b>					
706503-2X	3.54 (46 - 13)	29376-5X	37863	37864	
706503-3X	3.73 (41 - 11)	29244-5X	37767	37768	
706503-4X	4.10 (41 - 10)	23721-5X	32980	32906	
706503-4X	4.10 (41 - 10)	72623-5X	41546	41547	
706503-5X	4.56 (41 - 09)	23719-5X	32979	32951	Discontinued
706503-5X	4.56 (41 - 09)	71315-5X	39733	39734	Discontinued
706503-6X	4.88 (39 - 08)	23979-5X	33439	33431	Discontinued
706503-8X	4.27 (47 - 11)	24977-5X	33673	33428	
706503-10X	3.07 (43 - 14)	23723-5X	32981	32934	23723-5X
706503-14X	3.50 (42 - 12)	25330-5X	34410	34411	Discontinued
706930-2X <sup>(1)</sup>	3.07 (43 - 14)	72003-5X	40789	40790	
706930-3X <sup>(1)</sup>	3.31 (43 - 13)	72002-5X	40785	40786	Discontinued
706930-4X <sup>(1)</sup>	4.10 (41 - 10)	71864-5X	40628	40629	
706930-5X <sup>(1)</sup>	3.73 (41 - 11)	71863-5X	40626	40627	
706930-6X <sup>(1)</sup>	4.56 (41 - 09)	71866-5X	40632	40633	
706930-7X <sup>(1)</sup>	2.72 (49 - 18)	73093-5X	42309	42310	Discontinued
706930-8X <sup>(1)</sup>	3.54 (39 - 11)	73368-5X	42699	42701	
707300-4X	3.55 (39 - 11)	74351-5X	44226	43982	
707300-5X	3.73 (41 - 11)	74350-5X	44225	37768	
707344-2X	3.07 (43 - 14)	75181-5X	46211	32934	
707344-6X	4.10 (41 - 10)	75182-5X	46214	32906	
707344-10X	3.55 (39 - 11)	75143-5X	46173	43982	707344-8X
707344-10X	3.55 (39 - 11)	80175-5	43982	49605	707344-8X
707344-11X	3.73 (41 - 11)	75144-5X	46177	37768	
707344-11X	3.73 (41 - 11)	80176-5	49606	37768	
708132-1	3.07 (43 - 14)	75181-5X	46211	32934	
708132-2	3.55 (39 - 11)	76385-5X	48393	48382	
708132-3	4.10 (41 - 10)	75182-5X	46214	32906	
708132-4	3.73 (41 - 11)	76386-5X	48395	48396	
708132-5	4.56 (41 - 09)	85072-5	53463	53464	
708133-1 <sup>(1)</sup>	3.73 (41 - 11)	71863-5X	40626	40627	
<b>Dana Super 30™/186</b>					
-	3.07 (43 - 14)	2015273-5	2015275	2015274	
-	3.21 (45 - 14)	2005015-5	2005016	55643	OEM only
-	3.55 (39 - 11)	2005018-5	2005019	55637	
-	3.73 (41 - 11)	2005021-5	2005022	2002215	
-	4.10 (41 - 10)	2005027-5	2005028	55641	
-	3.55 (39 - 11)	76385-5X	48393	48382	
-	3.91 (43 - 11)	80177-5	49612	49613	
-	3.73 (41 - 11)	84004-5	51015	48386	
-	3.91 (43 - 11)	84005-5	51017	49613	
-	4.10 (41 - 10)	84006-5	51019	48390	
-	3.55 (39 - 11)	84032-5	51021	51112	Discontinued
-	3.73 (41 - 11)	84033-5	51055	51113	Discontinued
-	3.55 (39 - 11)	85407-5	54157	51112	
-	3.21 (45 - 14)	85998	55642	55643	
2004628-1	3.55 (39 - 11)	84046-5	51142	51143	Discontinued
2004628-2	3.73 (41 - 11)	84048-5	51148	51149	Discontinued
2005046-1	3.55 (39 - 11)	2005044	2005040	2005041	
2005046-2	3.73 (41 - 11)	2005045	2005042	2005043	OEM only
707344-8X	3.55 (39 - 11)	76385-5X	48393	48382	

**Note:** If required, RTV gasket material is part number 38615.

<sup>(1)</sup> Reverse spiral bevel. Not interchangeable with other standard rotation kits.

Ring Gear & Pinion Kit	Ratio & Tooth Combination	Gear Set & Pinion Nut Number	Pinion Number	Ring Gear Number	Replaced By Part Number
<b>Dana Super 30™/186 (Continued)</b>					
707344-9X	3.73 (41 - 11)	76386-5X	48395	48386	
708098-2	3.55 (39 - 11)	80299-5	49815	49816	
708098-2	3.55 (39 - 11)	84046-5	51142	51143	
708098-2	3.55 (39 - 11)	2005044	2005040	2005041	
708098-3	3.73 (41 - 11)	80300-5	49817	49818	
708098-3	3.73 (41 - 11)	84048-5	51148	51149	
708098-3	3.73 (41 - 11)	2005045	2005042	2005043	
708098-5	4.30 (43 - 10)	84171-5	51326	51327	
708132-4	3.73 (41 - 11)	76386-5X	48395	48386	
<b>Dana 35™/194</b>					
-	3.31 (43 - 13)	72896-5X	41982	41983	Discontinued
-	4.11 (37 - 09)	72932-5X	42119	42120	Discontinued
-	3.54 (46 - 13)	72933-5X	42123	42124	Discontinued
-	3.08 (40 - 13)	72934-5X	42127	42128	
-	2.73 (41 - 15)	72935-5X	42131	42132	Discontinued
-	3.73 (41 - 11)	72938-5X	42143	42144	Discontinued
-	3.55 (39 - 11)	75136-5X	46131	46132	
-	3.55 (39 - 11)	76280-6	46131	48181	84214-5
-	4.11 (37 - 09)	80613-5	42119	50481	80613-6
-	4.11 (37 - 09)	80613-6	42119	50481	
-	3.07 (43 - 14)	84118-5	42827	51300	
-	4.56 (41 - 09)	85071-5	53426	53427	
707244-1X	3.07 (43 - 14)	73442-5X	42827	42828	
707244-1X	3.07 (43 - 14)	73442-5X	43828	43829	
707244-2X	3.31 (43 - 13)	73381-5X	41982	42720	Discontinued
707244-3X	3.55 (39 - 11)	73386-5X	42469	42725	
707244-4X	4.11 (37 - 09)	73383-5X	42119	42722	
707244-5X	4.56 (41 - 09)	73382-5X	42115	42721	
707244-7X	3.55 (39 - 11)	75136-5X	46131	46132	
707244-8X	3.73 (41 - 11)	75137-5X	46135	46136	
<b>Dana 35™/194 IFS</b>					
-	3.55 (39 - 11)	74346-5X	44221	44222	707359-2X
-	3.21 (45 - 14)	75812-5X	47203	47204	Discontinued
-	3.92 (47 - 12)	75813-5X	47205	47206	Discontinued
707170-1X <sup>(3)</sup>	3.55 (39 - 11)	73434-5X	42816	42817	Discontinued
707170-2X <sup>(3)</sup>	3.73 (41 - 11)	73403-5X	42755	42756	Discontinued
707170-2X <sup>(3)</sup>	3.73 (41 - 11)	74262-5X	44098	44099	Discontinued
707170-3X <sup>(3)</sup>	4.10 (41 - 10)	73404-5X	42759	42760	73404-5X
707170-4X <sup>(3)</sup>	3.27 (49 - 15)	73606-5X	43169	43168	Discontinued
707170-4X <sup>(3)</sup>	3.27 (49 - 15)	74261-5X	44096	44097	Discontinued
707170-4X <sup>(3)</sup>	3.27 (49 - 15)	74464-5X	44468	44469	Discontinued
707359-1X	3.27 (49 - 15)	73909-5X	43615	43616	
707359-2X	3.55 (39 - 11)	73386-5X	42469	42725	
707359-2X	3.55 (39 - 11)	74346-5X	44221	44222	
707359-3X	3.73 (41 - 11)	73385-5X	42143	42724	
707359-3X	3.73 (41 - 11)	74711-5X	44812	44813	
707359-3X	3.73 (41 - 11)	74039-5X	43728	43729	
707359-4X	4.10 (41 - 10)	75599-5X	46926	46927	
707359-4X	4.10 (41 - 10)	75493-5X	46683	46684	
707359-5X	4.56 (41 - 09)	73382-5X	42115	42721	

**Note:** If required, RTV gasket material is part number 38615.

<sup>(3)</sup> Reverse spiral bevel for Ford Model 35 IFS. Not interchangeable with other Dana 35™ standard rotation kits.

Ring Gear & Pinion Kit	Ratio & Tooth Combination	Gear Set & Pinion Nut Number	Pinion Number	Ring Gear Number	Replaced By Part Number
<b>Dana Super 35™/198</b>					
-	3.55 (39 - 11)	76280-5X	46131	48181	84214-5
-	3.73 (41 - 11)	76281-5X	46135	48182	84215-5
-	3.73 (41 - 11)	76281-6	46135	48182	84215-5
-	3.73 (41 - 11)	76281-7	46135	46182	
-	4.10 (41 - 10)	76793-5X	46683	49156	
-	3.55 (39 - 11)	84214-5	51406	51407	
-	3.73 (41 - 11)	84215-5	51408	51409	
<b>Dana 36™/200 ICA</b>					
-	3.31 (43 - 13)	72504-5X	41372	41466	Discontinued
-	3.07 (43 - 14)	72505-5X	41467	41474	Discontinued
-	2.73 (41 - 15)	72587-5X	41475	41476	Discontinued
-	2.59 (44 - 17)	72668-5X	41898	41902	
706870-5X	3.07 (43 - 14)	72505-5X	41467	41474	Discontinued
706870-6X	3.31 (43 - 13)	72504-5X	41372	41466	Discontinued
<b>Dana 44™/216</b>					
-	4.10 (41 - 10)	2005024-5	2005025	2002674	
-	3.73 (41 - 11)	2013742-5	2013744	2013743	
-	3.92 (47 - 12)	22104-5X	31488	18445	
-	3.07 (43 - 14)	22106-5X	31492	30060	
-	3.73 (41 - 11)	22736-5X	32072	18515	
-	3.54 (46 - 13)	22856-5X	32171	18437	
-	4.10 (41 - 10)	74720-5X	45564	45565	
-	3.55 (39 - 11)	75861-5X	47238	46638	
-	4.10 (41 - 10)	85106-5	45564	53531	85106-6
-	4.10 (41 - 10)	85106-6	45564	53531	
-	3.07 (43 - 14)	85609-5	31492	54702	
-	3.07 (43 - 14)	85609-6	31492	54702	85609-5
-	3.73 (41 - 11)	85610-5	32072	54703	
700025-3	3.42 (41 - 12)	660150-5	620223	620224	Discontinued
700025-7	2.94 (47 - 16)	660405	620575	620576	Discontinued
706017-1X	3.07 (43 - 14)	22106-5X	31492	30060	
706017-2X	3.31 (43 - 13)	23592-5X	32830	18426	
706017-3X	3.54 (46 - 13)	22856-5X	32171	18437	
706017-4X	3.73 (41 - 11)	22736-5X	32072	18515	
706017-5X	4.09 (45 - 11)	22745-5X	32073	18520	
706017-6X	4.55 (50 - 11)	22105-5X	31491	18679	706017-21X
706017-7X	4.89 (44 - 09)	23053-5X	32367	18525	Discontinued
706017-8X	5.38 (43 - 08)	22404-5X	31766	18530	
706017-9X	5.89 (53 - 09)	23713-5X	32973	30706	
706017-10X	4.27 (47 - 11)	23064-5X	32359	18450	
706017-11X	3.92 (47 - 12)	22104-5X	31488	18445	
706017-12X	4.78 (43 - 09)	25184-5X	34483	30841	Discontinued
706017-16X	3.23 (42 - 13)	28744-5X	37244	37245	Discontinued
706017-18X	2.87 (43 - 15)	71771-5X	37791	37792	Discontinued
706017-19X	2.72 (49 - 18)	70169-5X	38633	38634	Discontinued
706017-21X	4.55 (50 - 11)	22105-5X	31491	18679	
707020-2X	3.23 (42 - 13)	28744-5X	37244	37245	Discontinued
707020-3X	3.54 (46 - 13)	22856-5X	32171	18437	706017-3X
707020-4X	4.09 (45 - 11)	22745-5X	32073	18520	

**Note:** If required, RTV gasket material is part number 38615.

<sup>(4)</sup> Reverse spiral bevel for Ford front only. Not interchangeable. Pinion is above centerline on these types.

Ring Gear & Pinion Kit	Ratio & Tooth Combination	Gear Set & Pinion Nut Number	Pinion Number	Ring Gear Number	Replaced By Part Number
<b>Dana 44™/216 (Continued)</b>					
707020-5X	3.92 (47 - 12)	22104-5X	31488	18445	
707240-2X <sup>(4)</sup>	3.00 (45 - 15)	660002	620001	620002	Discontinued
707240-3X <sup>(4)</sup>	3.07 (43 - 14)	71762-5X	40482	40483	Discontinued
707240-4X <sup>(4)</sup>	3.31 (43 - 13)	74251-5X	44085	44086	Discontinued
707240-5X <sup>(4)</sup>	3.50 (42 - 12)	28769-5X	37258	37259	Discontinued
707240-6X <sup>(4)</sup>	3.54 (46 - 13)	24638-5X	33843	33844	Discontinued
707240-9X <sup>(4)</sup>	4.09 (45 - 11)	24649-5X	33849	33850	
707338-1X	3.54 (46 - 13)	22856-5X	32171	18437	
707338-2X	3.92 (47 - 12)	22104-5X	31488	18445	
707338-3X	4.09 (45 - 11)	22745-5X	32073	18520	
707338-5X	4.10 (41 - 10)	74720-5X	45564	45565	707309-1X
707381-3X	3.55 (39 - 11)	74855-5X	46637	46638	
707381-4X	3.73 (41 - 11)	75222-5X	46636	44765	
<b>Dana 44™/216 F-CAR</b>					
-( <sup>5</sup> )	3.54 (46 - 13)	72950-5X	42161	42162	Discontinued
706990-1X <sup>(5)</sup>	3.31 (43 - 13)	72386-5X	41182	18426	Discontinued
706990-2X <sup>(5)</sup>	4.09 (45 - 11)	72387-5X	41183	18520	Discontinued
706990-3X <sup>(5)</sup>	3.92 (47 - 12)	72459-5X	41336	18445	Discontinued
<b>Dana 44™/216 ICA</b>					
-	3.07 (43 - 14)	72719-5X	41724	41725	Discontinued
-	3.54 (46 - 13)	73134-5X	42385	42162	Discontinued
-	3.45 (38 - 11)	73917-5X	43625	43626	Discontinued
-	3.33 (40 - 12)	73919-5X	43627	43628	Discontinued
-	3.07 (43 - 14)	74436-5X	44438	44805	OEM only
-	3.07 (43 - 14)	75402-5X	46541	46542	Discontinued
-	3.45 (38 - 11)	75518-5X	46744	46745	Discontinued
-	3.07 (43 - 14)	80739-5	46541	50733	
706755-1X	3.31 (43 - 13)	23592-5X	32830	18426	Discontinued
706755-2X	3.54 (46 - 13)	22856-5X	32171	18437	Discontinued
706755-3X	3.73 (41 - 11)	22736-5X	32072	18515	Discontinued
706755-4X	3.07 (43 - 14)	22106-5X	31492	30060	Discontinued
706755-6X	3.23 (42 - 13)	28744-5X	37244	37245	Discontinued
706755-8X	2.72 (49 - 18)	71528-5X	40216	38634	Discontinued
706755-9X	2.87 (43 - 15)	71771-5X	40484	37792	Discontinued
706800-2X	3.07 (43 - 14)	22106-5X	31492	30060	22106-5X
<b>Dana 44™/216 IFS</b>					
707283-3X <sup>(4)</sup>	3.07 (43 - 14)	71762-5X	40482	40483	Discontinued
707283-4X <sup>(4)</sup>	3.31 (43 - 13)	74251-5X	44085	44086	Discontinued
707283-6X <sup>(4)</sup>	3.54 (46 - 13)	24638-5X	33843	33844	Discontinued
707283-9X <sup>(4)</sup>	4.09 (45 - 11)	24649-5X	33849	33850	
<b>Dana Super 44™/226</b>					
-( <sup>6</sup> )	2.94 (47 - 16)	2002551-5	2002552	52775	
-( <sup>6</sup> )	3.36 (47 - 14)	2002556-5	2002557	52790	
-( <sup>6</sup> )	3.13 (47 - 15)	2002561-5	2002562	54561	
-( <sup>6</sup> )	3.54 (46 - 13)	2002566-5	2002567	54566	
-	3.73 (41 - 11)	2003488-5	2003503	2003489	
-( <sup>6</sup> )	3.69 (48 - 13)	2006272-5	2006273	54557	

**Note:** If required, RTV gasket material is part number 38615.

<sup>(4)</sup> Reverse spiral bevel for Ford front only. Not interchangeable. Pinion is above centerline on these types.

<sup>(5)</sup> High performance ring & pinion kits.

<sup>(6)</sup> Nissan only; The pinion spline dimension in these gear sets are dimensionally different than any other Dana Super 44™/226

Ring Gear & Pinion Kit	Ratio & Tooth Combination	Gear Set & Pinion Nut Number	Pinion Number	Ring Gear Number	Replaced By Part Number
<b>Dana Super 44™/226 (Continued)</b>					
-	4.10 (41 - 10)	2007772-5	2005117	2007773	
-	3.21 (45 - 14)	2007774-5	2005115	2007775	
-	3.73 (41 - 11)	2008688-5	2003503	2008689	
-(7)	4.56 (41 - 09)	2018737	2018739	2018738	
-(7)	4.90 (49 - 10)	2018747	2018749	2018748	
-(7)	5.13 (41 - 08)	2018756	2018758	2018757	
-	3.73 (41 - 11)	76542-5X	48665	48144	
-	3.91 (43 - 11)	80186-5	49625	49626	Discontinued
-	3.55 (39 - 11)	84073-5	52899	51208	
-	3.73 (41 - 11)	84212-5	51402	51403	
-	3.91 (43 - 11)	84213-5	51404	51405	
<b>Dana 50™/229</b>					
-(4)	3.73 (41 - 11)	76127-5X	47903	47902	
-(4)	4.30 (43 - 10)	76136-5X	47907	47906	
-(4)	4.10 (41 - 10)	660319-5	620480	620481	
707474-1X <sup>(4)</sup>	3.73 (41 - 11)	76127-5X	47903	47902	76127-5X
707474-2X <sup>(4)</sup>	4.10 (41 - 10)	660319-5	620480	620481	660319-5
707474-3X <sup>(4)</sup>	4.30 (43 - 10)	76136-5X	47907	47906	76136-5X
708122-1 <sup>(4)</sup>	3.73 (41 - 11)	76127-5X	47903	47902	76127-5X
708122-2 <sup>(4)</sup>	4.10 (41 - 10)	660319-5	620480	620481	
708122-3 <sup>(4)</sup>	4.30 (43 - 10)	76136-5X	47907	47906	72136-5X
<b>Dana 50™/229 IFS</b>					
707239-1X <sup>(4)</sup>	3.54 (46 - 13)	660231-5	620510	620511	Discontinued
707239-2X <sup>(4)</sup>	4.10 (41 - 10)	660319-5	620480	620481	
<b>Dana 60™/248</b>					
-	4.56 (41 - 09)	2001811-5	2001812	2001813	OEM only
-	4.88 (39 - 08)	2019214-5	2019216	2019215	
-	5.11 (46 - 09)	2019217-5	2019219	2019218	
-	4.56 (41 - 09)	70907-5X	34172	39299	
-	3.54 (46 - 13)	74860-5X	45959	32503	75185-5X
-	3.55 (39 - 11)	75185-5X	46215	46216	
-	4.10 (41 - 10)	75248-5X	46256	46257	
-	4.10 (41 - 10)	76047-5X	47608	47609	
-	3.73 (41 - 11)	76089-5X	47689	47688	
-	4.10 (41 - 10)	84226-5	47608	47609	
-	3.73 (41 - 11)	84227-5	47689	47688	
-	3.73 (41 - 11)	84459-5	51964	51965	76089-5X
700020-1 <sup>(4)</sup>	3.54 (46 - 13)	660069-5	620094	620095	
700020-2 <sup>(4)</sup>	4.10 (41 - 10)	660071	620107	620108	
706033-1X	3.54 (46 - 13)	24813-5X	34023	32503	
706033-2X	3.73 (41 - 11)	25538-5X	34507	34508	76089-5X
706033-2X	3.73 (41 - 11)	76089-5X	47689	47688	
706033-3X	4.10 (41 - 10)	24807-5X	34017	30360	
706033-4X	4.56 (41 - 09)	25127-5X	34172	30316	
706033-5X	4.88 (39 - 08)	25334-5X	34383	30268	Discontinued
706033-6X	5.86 (41 - 07)	25784-5X	34718	34717	
706033-7X	6.17 (37 - 06)	26628-5X	35658	32626	
706033-8X	7.17 (43 - 06)	26756-5X	35425	33953	

**Note:** If required, RTV gasket material is part number 38615.

<sup>(4)</sup> Reverse spiral bevel for Ford front only. Not interchangeable. Pinion is above centerline on these types.

<sup>(7)</sup> Ring and Pinion only



Ring Gear & Pinion Kit	Ratio & Tooth Combination	Gear Set & Pinion Nut Number	Pinion Number	Ring Gear Number	Replaced By Part Number
<b>Dana 60™/248 (Continued)</b>					
706033-9X	5.13 (41 - 08)	26994-5X	35681	35682	Discontinued
706033-10X	5.38 (43 - 08)	27518-5X	36210	36211	Discontinued
706033-13X	4.09 (45 - 11)	74423-5X	44331	44332	708021-1
706033-15X	3.55 (39 - 11)	74948-5X	45736	46216	
706033-15X	3.55 (39 - 11)	76088-5X	47687	47686	
706033-16X	4.10 (41 - 10)	76047-5X	47608	47609	
706660-1X	3.54 (46 - 13)	24813-5X	34023	32503	706033-1X
706660-2X	3.73 (41 - 11)	25538-5X	34507	34508	706033-2X
706660-3X	4.10 (41 - 10)	24807-5X	34017	30360	706033-3X
706660-9X	3.33 (50 - 15)	70853-5X	39234	39235	Discontinued
706807-1X <sup>(9)</sup>	3.33 (50 - 15)	70853-5X	39234	39235	Discontinued
706807-2X <sup>(9)</sup>	3.54 (46 - 13)	24813-5X	34023	32503	706033-1X
706807-3X <sup>(9)</sup>	3.73 (41 - 11)	25538-5X	34507	34508	
706807-4X <sup>(9)</sup>	4.10 (41 - 10)	24807-5X	34017	30360	
706834-1X <sup>(9)</sup>	3.33 (50 - 15)	70853-5X	39234	39235	Discontinued
706834-2X <sup>(9)</sup>	3.54 (46 - 13)	24813-5X	34023	32503	706033-1X
706834-3X <sup>(9)</sup>	3.73 (41 - 11)	25538-5X	34507	34508	706033-2X
706834-4X <sup>(9)</sup>	4.10 (41 - 10)	24807-5X	34017	30360	
707345-1X	3.55 (39 - 11)	75185-5X	46215	46216	708009-1
707345-2X	4.09 (45 - 11)	75180-5X	46209	46210	708009-2
707424-2X	3.73 (41 - 11)	76086-5X	47683	47682	708125-4
707424-2X	3.73 (41 - 11)	76089-5X	47689	47688	
707424-3X	4.09 (45 - 11)	76087-5X	47685	47684	708125-5
707424-5	4.10 (41 - 10)	76047-5X	47608	47609	76047-5X
707430-1X	3.55 (39 - 11)	76088-5X	47687	47686	708125-6
707430-2X	3.73 (41 - 11)	76089-5X	47689	47688	708125-4
707430-3X	4.10 (41 - 10)	76047-5X	47608	47609	708125-5
707475-1X <sup>(8)</sup>	3.73 (41 - 11)	76161-5X	47919	47918	
707475-1X <sup>(8)</sup>	3.73 (41 - 11)	2013462	2005869	2013463	
707475-2X <sup>(8)</sup>	4.10 (41 - 10)	76159-5X	47912	620108	
707475-2X <sup>(8)</sup>	4.10 (41 - 10)	84674-5	52530	52531	
707475-3X <sup>(8)</sup>	4.30 (43 - 10)	76160-5X	47915	47914	
707475-3X <sup>(8)</sup>	4.30 (43 - 10)	2015357	52534	2015358	
707475-4X <sup>(8)</sup>	4.88 (39 - 08)	76163-5X	47922	47921	
707475-4X <sup>(8)</sup>	4.88 (39 - 08)	84676-5	52538	52539	
707475-5X <sup>(8)</sup>	5.38 (43 - 08)	76164-5X	47926	47925	
707475-5X <sup>(8)</sup>	5.39 (43 - 08)	84677-5	52543	52544	
708009-1	3.55 (39 - 11)	75185-5X	46215	46216	
708009-2	4.10 (41 - 10)	75248-5X	46256	46257	
708009-3	3.55 (39 - 11)	75185-5X	46215	46216	708009-1
708009-4	4.10 (41 - 10)	75248-5X	46256	46257	
708021-1	4.09 (45 - 11)	74423-5X	44331	44332	
708123-1 <sup>(8)</sup>	3.73 (41 - 11)	76161-5X	47919	47918	2007117
708123-2 <sup>(8)</sup>	4.10 (41 - 10)	76159-5X	47912	620108	708233-2
708123-3 <sup>(8)</sup>	4.30 (43 - 10)	76160-5X	47915	47914	
708123-4 <sup>(8)</sup>	4.88 (39 - 08)	76163-5X	47922	47921	
708123-5 <sup>(8)</sup>	5.38 (43 - 08)	76164-5X	47926	47925	
708124-1	3.55 (39 - 11)	76088-5X	47687	47686	708125-6

**Note:** If required, RTV gasket material is part number 38615.

<sup>(8)</sup> Reverse Spiral Bevel

<sup>(9)</sup> 706807X and 706808X kits contain differential cross shaft lock screw partial cross shaft lock screw part number 39233 which has an allen type socket head. 706834X & 706835X kits contain differential cross shaft lock screw part number 4013101 which has a 12 point head. Whenever one of these lock screws is removed, it is to be discarded and replaced with a new one. The two types of lock screws are not interchangeable.

Ring Gear & Pinion Kit	Ratio & Tooth Combination	Gear Set & Pinion Nut Number	Pinion Number	Ring Gear Number	Replaced By Part Number
<b>Dana 60™/248 (Continued)</b>					
708124-2	3.73 (41 - 11)	76089-5X	47689	47688	708125-4
708124-3	4.10 (41 - 10)	76047-5X	47608	47609	708125-5
708125-1	3.73 (41 - 11)	76086-5X	47683	47682	708125-4
708125-4	3.73 (41 - 11)	76089-5X	47689	47688	
708125-5	4.10 (41 - 10)	76047-5X	47608	47609	
708125-6	3.55 (39 - 11)	76088-5X	47687	47686	
708148-1	3.55 (39 - 11)	75185-5X	46215	46216	708009-1+parts
708148-2	4.10 (41 - 10)	75248-5X	46256	46257	
708233-2 <sup>(8)</sup>	4.10 (41 - 10)	76159-5X	47912	620108	
708233-6 <sup>(8)</sup>	3.54 (46 - 13)	2004110	2004200	620095	
<b>Dana Super 60™/256</b>					
- <sup>(8)</sup>	3.73 (41 - 11)	2005868	2005869	2005630	2007117
- <sup>(8)</sup>	4.30 (43 - 10)	84675-5	52534	52535	
2005573 <sup>(8)</sup>	3.73 (41 - 11)	84673-5	52525	52526	2007117
2007117 <sup>(8)</sup>	3.73 (41 - 11)	2013462	2005869	2013463	
2007118 <sup>(8)</sup>	4.10 (41 - 10)	84674-5	52530	52531	
2009523 <sup>(8)</sup>	3.55 (39 - 11)	85463	54320	54321	OEM only
2012567 <sup>(8)</sup>	3.31 (43 - 13)	2012182	2012184	2012183	OEM only
708233-3 <sup>(8)</sup>	4.30 (43 - 10)	2015357	52534	2015358	
708233-4 <sup>(8)</sup>	4.88 (39 - 08)	84676-5	52538	52539	
708233-5 <sup>(8)</sup>	5.38 (43 - 08)	84677-5	52543	52544	
<b>Dana 61™</b>					
706396-1X	3.31 (43 - 13)	28305-5X	36786	36787	Discontinued
706396-4X	3.73 (41 - 11)	29420-5X	34507	37875	Discontinued
706396-5X	3.07 (43 - 14)	29716-5X	36773	38133	Discontinued
706661-1X	3.31 (43 - 13)	28305-5X	36786	36787	Discontinued
706661-6X	3.54 (46 - 13)	70837-5X	34023	39211	Discontinued
706661-8X <sup>(10)</sup>	4.56 (41 - 09)	70907-5X	34172	39299	Discontinued
706661-9X	4.10 (41 - 10)	70908-5X	34017	39300	
706661-11X <sup>(11)</sup>	3.07 (43 - 14)	72264-5X	41078	38133	Discontinued
706835-3X <sup>(9)</sup>	3.07 (43 - 14)	70870-5X	39264	39265	Discontinued
<b>Dana 70™/267</b>					
-	4.10 (41 - 10)	2015860	52974	52975	
-	4.10 (41 - 10)	74307-6x	44196	34840	
-	4.10 (41 - 10)	74307-6X	44196	34840	
706048-2X <sup>(12)</sup>	4.10 (41 - 10)	26010-1X	34550	34840	706999-4X
706048-3X <sup>(12)</sup>	4.56 (41 - 09)	26013-1X	34549	34842	706999-6X
706048-4X <sup>(12)</sup>	4.88 (39 - 08)	25965-1X	34546	34808	706999-8X
706048-5X <sup>(12)</sup>	5.13 (41 - 08)	25966-1X	34547	34810	706999-9X
706048-6X <sup>(12)</sup>	5.86 (41 - 07)	25967-1X	34715	34812	706999-10X
706048-7X <sup>(12)</sup>	6.17 (37 - 06)	25968-1X	34814	34815	706999-12X
<b>Note:</b> If required, RTV gasket material is part number 38615.					
<sup>(8)</sup> Reverse Spiral Bevel					
<sup>(9)</sup> 706807X and 706808X kits contain differential cross shaft lock screw partial cross shaft lock screw part number 39233 which has an allen type socket head. 706834X & 706835X kits contain differential cross shaft lock screw part number 4013101 which has a 12 point head. Whenever one of these lock screws is removed, it is to be discarded and replaced with a new one. The two types of lock screws are not interchangeable.					
<sup>(10)</sup> Includes silicone gasket material and standard gasket.					
<sup>(11)</sup> For diesel applications.					
<sup>(12)</sup> Used on Dana 70™ B & 70™ HD with .625" offset of pinion (without differential bearing spacer). If spacers are required, use part number 34848-28 (width=.120") or 34848-10 (width=.150" I.D.=3.500", O.D.=4.125"), or use 42563 (width=.120", O.D.=3.804", I.D.=3.065").					

Ring Gear & Pinion Kit	Ratio & Tooth Combination	Gear Set & Pinion Nut Number	Pinion Number	Ring Gear Number	Replaced By Part Number
<b>Dana 70™/267 (Continued)</b>					
706048-8X <sup>(12)</sup>	7.17 (43 - 06)	26636-1X	35116	35307	706999-14X
706048-9X <sup>(12)</sup>	6.17 (37 - 06)	22752-1X	32082	31962	Discontinued
706048-10X <sup>(12)(13)</sup>	3.73 (41 - 11)	29715-1X	34836	38132	Discontinued
706048-11X <sup>(12)(13)</sup>	4.10 (41 - 10)	70875-1X	39276	39277	706999-4X
706048-12X <sup>(12)(13)</sup>	4.56 (41 - 09)	70874-1X	39274	39275	Discontinued
706061-1X <sup>(14)</sup>	3.73 (41 - 11)	26008-1X	34836	34837	706999-2X
706061-2X <sup>(14)</sup>	4.10 (41 - 10)	26010-1X	34550	34840	706999-4X
706061-3X <sup>(14)</sup>	4.56 (41 - 09)	26013-1X	34549	34842	706999-6X
706061-4X <sup>(14)</sup>	4.88 (39 - 08)	25965-1X	34546	34808	706999-8X
706061-5X <sup>(14)</sup>	5.13 (41 - 08)	25966-1X	34547	34810	706999-9X
706061-6X <sup>(14)</sup>	5.86 (41 - 07)	25967-1X	34715	34812	706999-10X
706061-7X <sup>(14)</sup>	6.17 (37 - 06)	25968-1X	34814	34815	706999-12X
706061-8X <sup>(14)</sup>	7.17 (43 - 06)	26636-1X	35116	35307	706999-14X
706061-9X <sup>(14)(15)</sup>	5.86 (41 - 07)	27305-1X	35977	35978	706999-11X
706061-10X <sup>(14)(15)</sup>	7.17 (43 - 06)	70741-1X	39158	39159	706999-15X
706091-1X <sup>(16)</sup>	4.10 (41 - 10)	25612-1X	34550	31711	706997-1X
706091-2X <sup>(16)</sup>	4.56 (41 - 09)	25611-1X	34549	34110	706997-2X
706091-3X <sup>(16)</sup>	4.88 (39 - 08)	25608-1X	34546	30794	Discontinued
706091-4X <sup>(16)</sup>	5.13 (41 - 08)	25609-1X	34547	31169	Discontinued
706091-5X <sup>(16)</sup>	5.86 (41 - 08)	25782-1X	34715	34714	Discontinued
706091-6X <sup>(16)</sup>	6.17 (37 - 06)	26031-1X	34814	31962	Discontinued
706091-7X <sup>(16)</sup>	7.17 (43 - 06)	26355-1X	35116	32742	706997-7X
706091-9X <sup>(16)</sup>	6.17 (37 - 06)	22752-1X	32082	31962	Discontinued
706600-9X <sup>(10)(12)(15)</sup>	5.86 (41 - 07)	27305-1X	35977	35978	706999-11X
706600-10X <sup>(10)(12)(15)</sup>	7.17 (43 - 06)	70741-1X	39158	39159	706999-15X
706600-12X <sup>(10)(12)(15)</sup>	6.17 (37 - 06)	70610-1X	39069	39070	706999-13X
706600-13X <sup>(10)(12)(15)</sup>	3.54 (46 - 13)	70891-1X	39286	39287	706999-1X
706905-5X <sup>(12)</sup>	5.86 (41 - 07)	25967-1X	34715	34812	706999-10X
706997-1X <sup>(16)</sup>	4.10 (41 - 10)	72153-5X	40959	31711	
706997-2X <sup>(16)</sup>	4.56 (41 - 09)	72151-5X	40958	34110	
706997-3X <sup>(16)</sup>	4.88 (39 - 08)	72147-5X	40956	30794	Discontinued
706997-4X <sup>(16)</sup>	5.13 (41 - 08)	72149-5X	40957	31169	Discontinued
706997-5X <sup>(16)</sup>	5.86 (41 - 07)	72155-5X	40960	34714	Discontinued
706997-6X <sup>(16)</sup>	6.17 (37 - 06)	72158-5X	40961	31962	Discontinued
706997-7X <sup>(16)</sup>	7.17 (43 - 06)	72161-5X	40963	32742	Discontinued
706998-1X <sup>(5)(17)</sup>	3.54 (46 - 13)	72168-5X	40969	39287	
706998-2X <sup>(17)</sup>	3.73 (41 - 11)	72159-5X	40962	34837	
706998-3X <sup>(17)</sup>	4.10 (41 - 10)	72154-5X	40959	34840	72154-5X
706998-4X <sup>(17)</sup>	4.56 (41 - 09)	72152-5X	40958	34842	
706998-5X <sup>(17)</sup>	4.88 (39 - 08)	72148-5X	40956	34808	
706998-6X <sup>(17)</sup>	5.13 (41 - 08)	72150-5X	40957	34810	72150-5X
706998-9X <sup>(17)</sup>	7.17 (43 - 06)	72162-5X	40963	35307	

**Note:** If required, RTV gasket material is part number 38615.

<sup>(5)</sup> High performance ring & pinion kits.

<sup>(10)</sup> Includes silicone gasket material and standard gasket.

<sup>(12)</sup> Used on Dana 70™ B & 70™ HD with .625" offset of pinion (without differential bearing spacer). If spacers are required, use part number 34848-28 (width=.120") or 34848-10 (width=.150" I.D.=3.500", O.D.=4.125"). Or use 42563 (width=.120", O.D.=3.804", I.D.=3.065").

<sup>(13)</sup> Double lapped for quieter operation.

<sup>(14)</sup> Used in Dana 70™ HD (with 34848 Differential Bearing Spacer, included in 706061X kit).

<sup>(15)</sup> Special for industrial off highway axles only. Use of these gears can be extremely noisy in other applications.

<sup>(16)</sup> With .500" offset of pinion.

<sup>(17)</sup> Used in Dana 70™ U with .625" offset of pinion.

Ring Gear & Pinion Kit	Ratio & Tooth Combination	Gear Set & Pinion Nut Number	Pinion Number	Ring Gear Number	Replaced By Part Number
<b>Dana 70™/267 (Continued)</b>					
706998-10X <sup>(15)(17)</sup>	7.17 (43 - 06)	72165-5X	40966	39159	Discontinued
706998-13X	3.07 (43 - 14)	73105-5X	42190	42336	Discontinued
706998-14X <sup>(5)(17)</sup>	7.17 (43 - 06)	74253-5X	40963	44065	Discontinued
706999-1X <sup>(12)</sup>	3.54 (46 - 13)	72168-5X	40969	39287	
706999-2X <sup>(12)</sup>	3.73 (41 - 11)	72159-5X	40962	34837	
706999-3X <sup>(12)(13)</sup>	3.73 (41 - 11)	72160-5X	40962	38132	72160-5X
706999-4X <sup>(12)</sup>	4.10 (41 - 10)	72154-5X	40959	34840	
706999-6X <sup>(12)</sup>	4.56 (41 - 09)	72152-5X	40958	34842	
706999-7X <sup>(12)(15)</sup>	4.56 (41 - 09)	72166-5X	40967	39275	72166-5X
706999-8X <sup>(12)</sup>	4.88 (39 - 08)	72148-5X	40956	34808	
706999-9X <sup>(12)</sup>	5.13 (41 - 08)	72150-5X	40957	34810	
706999-10X <sup>(12)</sup>	5.86 (41 - 07)	72156-5X	40960	34812	
706999-11X <sup>(12)(15)</sup>	5.86 (41 - 07)	72163-5X	40964	35978	
706999-12X <sup>(12)</sup>	6.17 (37 - 06)	72157-5X	40961	34815	
706999-13X <sup>(12)(15)</sup>	6.17 (37 - 06)	72164-5X	40965	39070	
706999-14X <sup>(12)</sup>	7.17 (43 - 06)	72162-5X	40963	35307	
706999-15X <sup>(12)(15)</sup>	7.17 (43 - 06)	72165-5X	40966	39159	
707055-2X <sup>(18)</sup>	3.42 (41 - 12)	73029-5X	42237	42238	Discontinued
707055-3X <sup>(18)</sup>	4.56 (41 - 09)	73032-5X	40958	42245	
707250-1X	3.07 (43 - 14)	74305-5X	44194	42336	Discontinued
707250-2X	3.54 (46 - 13)	74306X	44195	39287	708015-1
707250-3X	4.10 (41 - 10)	74307-5X	44196	34840	708015-2
707250-4X <sup>(19)</sup>	4.56 (41 - 09)	74308-5X	44197	34842	Discontinued
707250-7X	3.54 (46 - 13)	76568X	48737	48738	708015-1
707407-1X <sup>(19)</sup>	4.10 (41 - 10)	75999-5X	47532	47533	708126-3
707482-1X <sup>(12)</sup>	4.10 (41 - 10)	75999-5X	47532	47533	
707482-1X <sup>(12)</sup>	4.10 (41 - 10)	84846-5	52974	52975	
707482-2X <sup>(12)</sup>	4.56 (41 - 09)	76509-5X	48626	48625	Discontinued
708015-1 <sup>(19)</sup>	3.54 (46 - 13)	76568-5X	48737	78738	
708015-2 <sup>(19)</sup>	4.10 (41 - 10)	75999-5X	47532	47533	
708015-3 <sup>(19)</sup>	7.17 (43 - 06)	74342-5X	44199	44065	
708015-4 <sup>(19)</sup>	3.54 (46 - 13)	76568-5X	48737	48738	
708015-5 <sup>(19)</sup>	4.10 (41 - 10)	75999-5X	47532	47533	
708015-6 <sup>(19)</sup>	7.17 (43 - 06)	74342-5X	44199	44065	74342-5X
708074-1	4.10 (41 - 10)	84055-5	51171	51172	
708074-1	4.10 (41 - 10)	80418-5	50080	50081	
708074-2	4.56 (41 - 09)	84057-5	51176	51177	708074-5
708074-2	4.56 (41 - 09)	80417-5	50076	50077	
708074-3	4.10 (41 - 10)	84055-5	51171	51172	84055-5
708074-4	4.56 (41 - 09)	84057-5	51176	51177	84057-5
708074-4	4.56 (41 - 09)	2013538	51176	2013539	
708074-5	4.56 (41 - 09)	2013538	51176	2013539	
708126-1	4.10 (41 - 10)	75999-5X	47532	47533	708126-3
708126-3	4.10 (41 - 10)	84846-5	52974	52975	

**Note:** If required, RTV gasket material is part number 38615.

<sup>(5)</sup> High performance ring & pinion kits.

<sup>(12)</sup> Used on Dana 70™ B & 70™ HD with .625" offset of pinion (without differential bearing spacer). If spacers are required, use part number 34848-28 (width=.120") or 34848-10 (width=.150", I.D.=3.500", O.D.=4.125"), or use 42563 (width=.120", O.D.=3.804", I.D.=3.065").

<sup>(13)</sup> Double lapped for quieter operation.

<sup>(15)</sup> Special for industrial off highway axles only. Use of these gears can be extremely noisy in other applications.

<sup>(18)</sup> Used in Dana 70™ 3HD for GM. Not interchangeable with any other standard rotation kits.

<sup>(19)</sup> Used in Dana 70™ 2U with .625" offset of pinion.

Ring Gear & Pinion Kit	Ratio & Tooth Combination	Gear Set & Pinion Nut Number	Pinion Number	Ring Gear Number	Replaced By Part Number
<b>Dana 70™/267 (Continued)</b>					
708127-1	4.10 (41 - 10)	84055-5	51171	51172	
708127-2	4.56 (41 - 09)	84057-5	51176	51177	
708149-1	3.54 (46 - 13)	76568-5X	48737	48738	
708149-2	4.10 (41 - 10)	75999-5X	47532	47533	
<b>Dana 70™ B 70™ HD</b>					
706048-1X <sup>(12)</sup>	3.73 (41 - 11)	26008-1X	34836	34837	706999-2X
<b>Dana Super 70™/273</b>					
-	3.73 (41 - 11)	84431-5	51887	51888	
-	4.10 (41 - 10)	2002670-5	2002671	2002684	OEM only
-	4.10 (41 - 10)	84055-5	51171	51172	
-	4.10 (41 - 10)	2009352-5	2009351	2009350	OEM only
-	4.56 (41 - 09)	84057-5	51176	51177	
-	4.10 (41 - 10)	84434-5	51895	51896	
-	5.13 (41 - 08)	85098-5	53494	53495	
2021694	4.31 (47 - 14)	84449	51950	51951	
<b>Dana 80™/286</b>					
-	4.63 (37 - 08)	75619-5X	44840	46976	
-	4.88 (39 - 08)	76138-5X	47845	47846	
-	4.30 (43 - 10)	80651-5	50554	50555	
-	5.13 (41 - 08)	84868-5	53058	53059	
707060-1X	4.63 (37 - 08)	80730	42419	42420	
707060-1X	4.63 (37 - 08)	80730-5	42419	42420	
707060-3X	3.73 (41 - 11)	73958-5X	43660	43661	Discontinued
707060-4X	5.13 (41 - 08)	73168-5X	42423	42424	707060-13X
707060-4X	5.13 (41 - 08)	84868-5	53058	53059	
707060-7X	3.31 (43 - 13)	74375-5X	44272	44273	
707060-12X	4.63 (37 - 08)	73167-5X	42419	42420	707060-1X
707060-12X	4.63 (37 - 08)	80730-5	42419	42420	
707060-13X	5.13 (41 - 08)	73168-5X	42423	42424	
707361-1X	4.63 (37 - 08)	74680-5X	44840	44841	707361-3X
707361-3X	4.63 (37 - 08)	75619-5X	44840	46976	
707361-4X	5.13 (41 - 08)	75621-5X	44842	46978	
707361-5X	4.63 (37 - 08)	73167-5X	42419	42420	707361-13X
707361-6X	5.13 (41 - 08)	73168-5X	42423	42424	
707361-6X	5.13 (41 - 08)	84868-5	53058	53059	
707361-10X	4.10 (41 - 10)	73200-5X	42464	42465	707361-12X
707361-11X	4.10 (41 - 10)	80087-5	49419	42465	
707361-12X	4.10 (41 - 10)	80583-5	48102	48103	
707361-12X	4.10 (41 - 10)	2013526	50550	2013527	
707361-13X	4.63 (37 - 08)	80730-5	42419	42420	
707476-1X	3.73 (41 - 11)	76256-5X	48100	48101	708120-5
707476-2X	4.10 (41 - 10)	76257-5X	48102	48103	708120-6
707476-3X	4.30 (43 - 10)	76128-5X	47839	47841	708120-7
707476-4X	4.88 (39 - 08)	76138-5X	47845	47846	708120-10
707476-5X	5.38 (43 - 08)	76258-5X	48104	48105	708120-11
707476-6	3.73 (41 - 11)	80582-5	48100	48101	708120-5
707476-7	4.10 (41 - 10)	80583-5	48102	48103	708120-6

**Note:** If required, RTV gasket material is part number 38615.

<sup>(12)</sup> Used on Dana 70™ B & 70™ HD with .625" offset of pinion (without differential bearing spacer). If spacers are required, use part number 34848-28 (width=.120") or 34848-10 (width=.150", I.D.=3.500", O.D.=4.125"), or use 42563 (width=.120", O.D.=3.804", I.D.=3.065").



Ring Gear & Pinion Kit	Ratio & Tooth Combination	Gear Set & Pinion Nut Number	Pinion Number	Ring Gear Number	Replaced By Part Number
<b>Dana 80™/286 (Continued)</b>					
707476-8	4.30 (43 - 10)	80584-5	47839	47841	708120-7
707476-9	3.73 (41 - 11)	80649-5	50546	50547	708120-5
707476-10	4.10 (41 - 10)	80650-5	50550	50551	708120-6
707476-11	4.30 (43 - 10)	80651-5	50554	50555	708120-7
707476-12	4.88 (39 - 08)	84002-5	51007	51009	708120-10
707476-13	5.38 (43 - 08)	84003-5	51011	51013	708120-11
708026-1	3.54 (46 - 13)	73353-5X	42682	42680	
708026-2	4.10 (41 - 10)	73200-5X	42464	42465	
708026-2	4.10 (41 - 10)	2013526	50550	2013527	
708026-3	3.54 (46 - 13)	73353-5X	42682	42680	
708026-4	4.10 (41 - 10)	73200-5X	42464	42465	
708026-4	4.10 (41 - 10)	2013526	50550	2013527	
708120-5	3.73 (41 - 11)	2018597	50546	2018598	
708120-6	4.10 (41 - 10)	80650-5	50550	50551	
708120-6	4.10 (41 - 10)	2013526	50550	2013527	
708120-7	4.30 (43 - 10)	80651-5	50554	50555	
708120-10	4.88 (39 - 08)	84002-5	51007	51009	
708120-11	5.38 (43 - 08)	84003-5	51011	51013	
708150-1	3.54 (46 - 13)	73353-5X	42682	42680	
708150-2	4.10 (41 - 10)	73200-5X	42464	42465	
708150-2	4.10 (41 - 10)	2013526	50550	2013527	



**DIFFERENTIAL CASE ASSEMBLY KIT**



**DIFFERENTIAL CASE KIT**



**DIFFERENTIAL INNER PARTS KIT**

Note: Kit component pictures are for informational purposes only. Not all kits and assemblies contain the exact parts represented in these pictures.

Case Assembly Kit	Case Assy.	Unloaded Case Kit	Inner Parts Kit	Type	Spline Dia. & No. Teeth	Diff. Gear	For Ratios
<b>Dana 205™</b>							
2016993	2004948	52496	-	Standard	1.25 - 30	2002399	2.44 thru 4.10
708241	84668	52496	708242	Standard	1.25 - 30	52600	2.44 thru 4.10
<b>Dana 28™/174 IFS</b>							
706885X	71722X	706889X	706891X	Trac Lok	1.00 - 23	40382	3.54 & Up
706972X	72251X	706973X	706890X	Standard	1.00 - 23	40380	3.45 & Down
706974X	72252X	706975X	706890X	Standard	1.00 - 23	40380	3.54 & Up
707270X	76326X	707272X	706890X	Standard	1.00 - 23	40380	3.54 & Up
707271X	74533X	707273X	706890X	Standard	1.00 - 23	40380	3.45 & Down
<b>Dana 30™/181</b>							
-	72720X	706008X	707041X	Standard	1.18 - 27	33213	3.73 & Up
-	72721X	706007X	707041X	Standard	1.18 - 27	33213	3.54 & Down
2002913	73688X	706933X	2002914	Standard	1.18 - 27	46502	3.55 & Down
2002913	73688X	706933X	2002914	Standard	1.18 - 27	53173	3.55 & Down
2002915	73689X	706008X	2002914	Standard	1.18 - 27	46502	3.73 & Up
2002915	73689X	706008X	2002914	Standard	1.18 - 27	53173	3.73 & Up
706001X <sup>(20)</sup>	27269X	706005X	706009X	Powr Lok	1.18 - 27	34007	3.54 & Down
706002X <sup>(20)</sup>	26421X	706006X	706009X	Powr Lok	1.18 - 27	34007	3.73 & Up
706003X	25105X	706007X	706010X	Standard	1.18 - 27	33213	3.54 & Down
706004X	23978X	706008X	706010X	Standard	1.18 - 27	33213	3.73 & Up
706819X	71472X	700130	706820X	Standard	1.18 - 27	620486	3.54 & Down
706830X <sup>(20)</sup>	71582X	706831X	706820X	Standard	1.18 - 27	620486	3.54 & Down
706931X <sup>(20)</sup>	71472X	706933X	706935X	Standard	1.18 - 27	620486	3.54 & Down
706932X <sup>(20)</sup>	71473X	706008X	706820X	Standard	1.18 - 27	620486	3.73 & Up
707158X	73688X	706933X	2002914	Standard	1.18 - 27	33213	3.55 & Down
707158X	73688X	706933X	2002914	Standard	1.18 - 27	53173	3.55 & Down
707158X	73688X	706933X	2002914	Standard	1.18 - 27	46502	3.55 & Down
707159X	73689X	706934X	2002914	Standard	1.18 - 27	33213	3.73 & Up
707159X	73689X	706934X	2002914	Standard	1.18 - 27	53173	3.73 & Up
707159X	73689X	706934X	2002914	Standard	1.18 - 27	43502	3.73 & Up
<b>Dana Super 30™/186</b>							
-	76739X	NSS	NSS	Hydra-Lok	1.18 - 27	48571	3.73 & Up
-	84942	NSS	NSS	Hydra-Lok	1.18 - 27	55607/55608	3.73 & Up
-	85282	NSS	NSS	Hydra-Lok	1.18 - 27	51250/51248	3.73 & Up
2005961	2005626	-	2005962	Standard	1.18 - 27	53173	3.55 & Down
2005961	2005626	-	2005962	Standard	1.18 - 27	46502	3.55 & Down
2005974	2005552	2010999	2005962	Standard	1.18 - 27	53173	3.73 & Up
2005974	2005552	2010999	2005962	Standard	1.18 - 27	46502	3.73 & Up
707158-1X	73688X	706007-1X	2002914	Standard	1.18 - 27	33213	3.55 & Down
707158-1X	73688X	706007-1X	2002914	Standard	1.18 - 27	53173	3.55 & Down
707158-1X	73688X	706007-1X	2002914	Standard	1.18 - 27	46502	3.55 & Down
707159-1X	73689X	706008-2X	2002914	Standard	1.18 - 27	33213	3.73 & Up
707159-1X	73689X	706008-2X	2002914	Standard	1.18 - 27	53173	3.73 & Up
707159-1X	73689X	706008-2X	2002914	Standard	1.18 - 27	43502	3.73 & Up
708100	80383	706007X	708102	Standard	1.18 - 27	48231	3.55 & Down
708100	80383	706007X	708102	Standard	1.18 - 27	53173	3.55 & Down
708101	80384	706008X	708102	Standard	1.18 - 27	48231	3.73 & Up
708101	80384	706008X	708102	Standard	1.18 - 27	53173	3.73 & Up
708115	80751	706008X	708113	Standard	1.18 - 27	46502	3.73 & Up
708115	80751	706008X	708113	Standard	1.18 - 27	53173	3.73 & Up

<sup>(20)</sup> If spacer is required, order one 500595-17 roll pin and two 30482 spacers.

Case Assembly Kit	Case Assy.	Unloaded Case Kit	Inner Parts Kit	Type	Spline Dia. & No. Teeth	Diff. Gear	For Ratios
<b>Dana Super 30™/186 (Continued)</b>							
708254	76010X	706007-1X	708113	Standard	1.18 - 27	46502	3.55 & Down
708254	76010X	706007-1X	708113	Standard	1.18 - 27	53173	3.55 & Down
<b>Dana 35™/194</b>							
-	72939X	42147	707247X	Standard	1.18 - 27	42772	2.73 thru 3.31
-	73219X	42147	707247X	Standard	1.18 - 27	42772	2.73 thru 3.31
-	73417X	707168X	707167X	Standard	1.18 - 27	42772	3.54 & Up
-(21)	74033X	42147	707247X	Standard	1.18 - 27	43718	2.73 thru 3.31
-	75934X	47069	707436X	Standard	1.18 - 27	47559	3.54 & Up
-	75935X	47071	707436X	Standard	1.18 - 27	47559	2.73 thru 3.31
707169X	73417X	707168X	707167X	Standard	1.18 - 27	42772	3.08 & Up
707342X	75115X	707360X	707343X	Standard	1.18 - 27	46502	3.08 thru 3.73
707378X	75780X	707360X	707379X	Standard	1.18 - 27	46502	3.08 thru 4.10
707378X	75780X	707360X	707379X	Standard	1.18 - 27	53173	3.08 thru 4.10
707452X	76327X	707453X	707454X	Standard	1.18 - 27	46848	3.54 & Up
708110 <sup>(21)</sup>	76292X	708137	707349X	Trac Lok	1.18 - 27	43234	3.54 & Up
708138	80325	708139	707349X	Trac Lok	1.18 - 27	43234	2.73 thru 3.31
708141 <sup>(21)</sup>	80323	708140	707321X	Standard	1.18 - 27	55544	2.73 thru 3.31
708141 <sup>(21)</sup>	80323	708140	707321X	Standard	1.18 - 27	54873	2.73 thru 3.31
74209X <sup>(21)</sup>	74054X	43218	707247X	Standard	1.18 - 27	43718	3.54 & Up
74210X <sup>(21)</sup>	73630X	707243X	707349X	Trac Lok	1.18 - 27	43234	3.54 & Up
74210X <sup>(21)</sup>	73630X	707243X	707349X	Trac Lok	1.18 - 27	54880	3.54 & Up
74211X <sup>(21)</sup>	73625X	43218	707247X	Standard	1.18 - 27	43718	3.54 & Up
74214X <sup>(21)</sup>	74055X	43219	707247X	Standard	1.18 - 27	43718	2.73 thru 3.31
74215X <sup>(21)</sup>	73631X	707242X	707173X	Trac Lok	1.18 - 27	43234	2.73 thru 3.31
74215X <sup>(21)</sup>	73631X	707242X	707173X	Trac Lok	1.18 - 27	54880	2.73 thru 3.31
75053X <sup>(21)</sup>	75041X	44649	707321X	Standard	1.18 - 27	45786	2.73 thru 3.31
75053X <sup>(21)</sup>	75041X	44649	707321X	Standard	1.18 - 27	54873	2.73 thru 3.31
75054X <sup>(21)</sup>	75028X	44590	707321X	Standard	1.18 - 27	45786	3.54 & Up
75935X	75935X	47071	707436X	Standard	1.18 - 27	46502	2.73 thru 3.31
80880 <sup>(21)</sup>	80322	708142	707321X	Standard	1.18 - 27	45786	3.54 & Up
80880 <sup>(21)</sup>	80322	708142	707321X	Standard	1.18 - 27	55544	3.54 & Up
<b>Dana Super 35™/198</b>							
707492X <sup>(21)</sup>	76288X	48178	707321X	Standard	1.18 - 27	45786	3.54 & Up
707492X <sup>(21)</sup>	76288X	48178	707321X	Standard	1.18 - 27	55544	3.54 & Up
707493X <sup>(21)</sup>	76292X	48206	707349X	Trac Lok	1.18 - 27	43234	3.54 & Up
708109 <sup>(21)</sup>	76288X	48178	707321X	Standard	1.18 - 27	45786	3.54 & Up
708109 <sup>(21)</sup>	76288X	48178	707321X	Standard	1.18 - 27	55544	3.54 & Up
708183 <sup>(21)</sup>	84761	708185	708184	Trac Lok	1.18 - 27	53229	3.54 & Up
708183 <sup>(21)</sup>	84761	708185	708184	Trac Lok	1.18 - 27	54880	3.54 & Up
708186	84912	52957	708187	Standard	1.18 - 27	46502	3.54 & Up
708186	84912	52957	708187	Standard	1.18 - 27	53173	3.54 & Up
<b>Dana 36™/200 ICA</b>							
-	74224X	707015X	707226X	Trac Lok	1.18 - 27	44038	2.73 & Down
-	74230X	707016X	707226X	Trac Lok	1.18 - 27	44058	3.07 thru 3.54
706871X	71610X	706873X	706875X	Trac Lok	1.18 - 27	40276	2.73 & Down
706872X	71611X	706874X	706875X	Trac Lok	1.18 - 27	40276	3.07 thru 3.54
72836X	74230X	707016X	707226X	Trac Lok	1.18 - 27	44038	3.07 thru 3.54

(21) In this kit the side gear is machined for "C" clip clearance.

Case Assembly Kit	Case Assy.	Unloaded Case Kit	Inner Parts Kit	Type	Spline Dia. & No. Teeth	Diff. Gear	For Ratios
<b>Dana 44™/216</b>							
-	84336	NSS	NSS	Air Locker	1.31 - 30	-	4.10
-	84650	NSS	NSS	Air Locker	1.31 - 30	-	4.10
2007503	-	-	-	Air Locker	1.31 - 30	-	3.92 & Up
706020X	25808X	706024X	706027X	Standard	1.31 - 30	31487	3.73 & Down
706020X	25808X	706024X	706027X	Standard	1.31 - 30	40194	3.73 & Down
706021X	25806X	706025X	706027X	Standard	1.31 - 30	31487	3.92 & Up
706857X <sup>(22)(23)</sup>	71559X	706858X	706859X	Standard	1.31 - 30	40194	3.73 & Down
707021-1X	75323X	706024X	707025-1X	Standard	1.31 - 30	45870	3.73 & Down
707021-1X	75323X	706024X	707025-1X	Standard	1.31 - 30	2001900	3.73 & Down
707021X	72464X	707023X	707025X	Standard	1.31 - 30	40194	3.73 & Down
707021X	72464X	707023X	707025X	Standard	1.31 - 30	41884	3.73 & Down
707022-1X	75324X	707024X	707025-1X	Standard	1.31 - 30	45870	3.92 & Up
707022-1X	75324X	707024X	707025-1X	Standard	1.31 - 30	2001900	3.92 & Up
707022X	72470X	707024X	707025X	Standard	1.31 - 30	40194	3.92 & Up
707022X	72470X	707024X	707025X	Standard	1.31 - 30	41884	3.92 & Up
707045X	72905X	706024X	707047X	Standard	1.31 - 30	42241	3.73 & Down
707045X	72905X	706024X	707047X	Standard	1.31 - 30	45870	3.73 & Down
707046X	72906X	706025X	707047X	Standard	1.31 - 30	42241	3.92 & Up
707046X	72906X	706025X	707047X	Standard	1.31 - 30	45870	3.92 & Up
707115X	73611X	707116X	706026X	Trac Lok	1.31 - 30	35657	4.10 & Down
707115X	73611X	707116X	706026X	Trac Lok	1.31 - 30	2001901	4.10 & Down
707132X	73612X	707133X	707134X	Trac Lok	1.31 - 30	41192	3.73 & Down
707132X	73612X	707133X	707134X	Trac Lok	1.31 - 30	46618	3.73 & Down
707150X	73548X	707151X	706026X	Trac Lok	1.31 - 30	35657	3.92 & Up
707150X	73548X	707151X	706026X	Trac Lok	1.31 - 30	2001901	3.92 & Up
707155X	73896X	707156X	707134X	Trac Lok	1.31 - 30	41192	3.92 & Up
707155X	73896X	707156X	707134X	Trac Lok	1.31 - 30	46618	3.92 & Up
707382X	74383X	43771	707384X	Standard	1.31 - 30	44270	3.73 & Down
707383X	74385X	43775	707385X	Trac Lok	1.31 - 30	44271	3.73 & Down
708107	84097	51256	707384X	Standard	1.31 - 30	44270	3.31 thru 4.11
708108	84098	51257	707385X	Trac Lok	1.31 - 30	44271	3.31 thru 4.11
708216	54947	708217	2017077	Standard	1.31 - 30	2001900	3.73 & Down
708218	85711	708219	708204	Trac Lok	1.31 - 30	2001901	3.73 & Down
<b>Dana 44™/216 ICA</b>							
-	72400X	41210	707000X	Trac Lok	1.31 - 30	41573	2.87 & Down
-	72405X	41232	707000X	Trac Lok	1.31 - 30	41573	3.07 thru 3.73
-	74229X	41232	707225X	Trac Lok	1.31 - 30	44008	3.07 thru 3.73
-	74705X	41232	707225X	Trac Lok	1.31 - 30	44008	3.07 thru 3.73
-	75499X	41232	707134X	Trac Lok	1.31 - 30	46618	3.07 thru 3.73
706752X	70988X	706753X	706754X	Trac Lok	1.31 - 30	39594	3.73 & Down
80740-1	80740	50734	707134X	Standard	1.31 - 30	46618	3.07 thru 4.10
<b>Dana 44™/216 IFS</b>							
706921X	71966X	706923X	706925X	Standard	1.31 - 30	40194	3.73 & Down
706945X	71731X	706947X	706925X	Standard	1.31 - 30	40194	3.92 & Up
707147X <sup>(21)</sup>	73613X	707148X	706926X	Trac Lok	1.31 - 30	40436	3.73 & Down
707199X	73854X	707193X	706926X	Trac Lok	1.31 - 30	40436	3.92 & Up
707461X	76328X	706923X	706925X	Standard	1.31 - 30	40194	3.73 & Down
707461X	76328X	706923X	706925X	Standard	1.31 - 30	41884	3.73 & Down

<sup>(21)</sup> In this kit the side gear is machined for "C" clip clearance.

<sup>(22)</sup> Jeep Disconnect

<sup>(23)</sup> Differential case has unequal inside journal diameters. (1.337" on disconnect side vs. 1.318" on non-disconnect side)



Case Assembly Kit	Case Assy.	Unloaded Case Kit	Inner Parts Kit	Type	Spline Dia. & No. Teeth	Diff. Gear	For Ratios
<b>Dana Super 44™/226</b>							
-	2002183	84085	NSS	Hydra-Lok	1.31 - 30	2002037	3.55 thru 4.10
-	2006736	NSS	NSS	Elec. Lock	1.37 - 32	NSS	3.13 thru 3.69
_(24)	76740X	76732X	-	Hydra-Lok	1.30 - 30	2002037/2002038	3.31 thru 3.91
_(25)	84084	NSS	NSS	Hydra-Lok	1.31 - 30	49028	3.31 thru 3.91
-	84315	NSS	NSS	Hydra-Lok	1.31 - 30	51385	3.55 thru 4.10
2005084	2004241	-	2005085	Standard	1.29 - 31	55586	3.31 thru 3.91
2007134	2007218	-	2007135	Standard	1.29 - 32	52380	3.31 thru 3.91
2008559	2008439	NSS	NSS	Elec. Lock	1.37 - 32	NSS	3.21 thru 3.91
2008571	2008437	2008438	2009156	Trac Lok	1.31 - 30	52381	3.21 thru 4.10
2008572	2008435	2008436	2009155	Standard	1.31 - 30	52380	3.21 thru 4.10
2016948	2002477	2002476	2016949	Standard	1.37 - 32	51570	2.94 thru 3.69
2016950	2006637	NSS	NSS	Elec. Lock	1.37 - 32	NSS	2.94 thru 3.54
2019116	2007614	-	-	Trac Lok	1.31 - 30	52381	3.31 thru 3.91
2019139	2004495	-	-	Elec. Lock	1.37 - 32	-	3.31 thru 3.91
<b>Dana 50™/229</b>							
706918X	71737X	706917X	706916X	Standard	1.31 - 30	40432	3.54 thru 4.30
706918X	71737X	706917X	706916X	Standard	1.31 - 30	49607	3.54 thru 4.30
707459X	76330X	706917X	706916X	Standard	1.31 - 30	40432	3.54 thru 4.30
<b>Dana 60™/248</b>							
_(26)	2001445	707214-1X	2002976	Standard	1.37 - 32	2001446	4.10 & Down
-	2009051	2008857	708197	Standard	1.42 - 33	52172	3.08 thru 3.23
_(26)	50797	708011	-	Standard	1.50 - 35	51192	4.10 & Down
_(26)	50798	708014	84184	Trac Lok	1.50 - 35	55651	4.10 & Down
-	84627	52436	708197	Standard	1.42 - 33	52172	4.10 & Down
2003174 <sup>(26)</sup>	74950X	707214X	707389X	Standard	1.37 - 32	2001446	4.10 & Down
2003177	75915X	707433X	707434X	Standard	1.37 - 32	45745	4.10 & Down
2005502	84920	706040X	706702X	Standard	1.50 - 35	55650	4.30 & Down
2011160 <sup>(26)</sup>	86028	707428X	707435X	Trac Lok	1.50 - 35	55652	4.10 & Down
2019768	2014378	707212-1X	706844X	Standard	1.50 - 35	55649	4.10 & Down
706034-2X	27168-2X	706038X	706131X	Trac Lok	1.31 - 16	35829	4.10 & Down
706035-4X	27166-4X	706039X	706460X	Trac Lok	1.50 - 35	35830	4.56 & Up
706036X	26188X	706040X	706043X	Standard	1.31 - 30	34394	4.10 & Down
706037X	26258X	706041X	706043X	Standard	1.31 - 30	34394	4.56 & Up
706129X	26251X	706040X	706130X	Standard	1.31 - 16	34365	4.10 & Down
706132X	26248X	706041X	706130X	Standard	1.31 - 16	34365	4.56 & Up
706180X <sup>(27)</sup>	26933X	706040X	706181X	Standard	1.50 - 35	35625	4.10 & Down
706182X <sup>(27)</sup>	26931X	706041X	706181X	Standard	1.50 - 35	35625	4.56 & Up
706323X	27129X	706175X	706324X	Powr Lok	1.50 - 35	35294	4.56 & Up
706665X	26258X	706669X	706671X	Standard	1.31 - 30	34394	4.56 & Up
706703X <sup>(27)</sup>	26933X	706668X	706702X	Standard	1.50 - 35	35625	4.10 & Down
707090-4X	73494-4X	707123X	707086X	Trac Lok	1.50 - 35	35830	4.10 & Down
707090-4X	73494-4X	707123X	707086X	Trac Lok	1.50 - 35	55651	4.10 & Down
707090X	73494X	707123X	707084X	Trac Lok	1.31 - 30	35803	4.10 & Down
707096X <sup>(21)</sup>	73495X	706843X	707095X	Trac Lok	1.50 - 35	39256	4.10 & Down
707097-4X	73493-4X	706039X	707086X	Trac Lok	1.50 - 35	35830	4.56 & Up
707097-4X	73493-4X	706039X	707086X	Trac Lok	1.50 - 35	55651	4.56 & Up

(21) In this kit the side gear is machined for "C" clip clearance.

(24) Uses 3/8" Ring Bolts

(25) Uses 7/16" Ring Bolts

(26) Anti-lock provision

(27) Heavy Duty Case

(28) The ratio break when used in Dana 60™ /248 is 4.56 & up. When used in Dana 61™ it is 4.10 & down.

Case Assembly Kit	Case Assy.	Unloaded Case Kit	Inner Parts Kit	Type	Spline Dia. & No. Teeth	Diff. Gear	For Ratios
<b>Dana 60™/248 (Continued)</b>							
707120X <sup>(26)</sup>	72681X	707121X	706043X	Standard	1.31 - 30	34394	4.10 & Down
707133X	707432X	707433X	707434X	Trac Lok	1.37 - 32	45745	4.10 & Down
707135X <sup>(21)(29)</sup>	73271X	707136X	706844X	Standard	1.50 - 35	39232	4.10 & Down
707137X <sup>(29)</sup>	73273X	707138X	706043X	Standard	1.31 - 30	34394	4.10 & Down
707143X <sup>(26)(29)</sup>	73724X	707144X	707084X	Trac Lok	1.31 - 30	35803	4.10 & Down
707163X <sup>(21)(26)(29)</sup>	73797X	707164X	707095X	Trac Lok	1.50 - 35	39256	4.10 & Down
707174X <sup>(26)</sup>	73970X	707175X	706043X	Standard	1.31 - 30	34394	4.56 & Up
707211-1X <sup>(21)(26)(29)</sup>	73796X	707212-1X	706844X	Standard	1.50 - 35	39232	4.10 & Down
707211X <sup>(21)(26)(29)</sup>	73796X	707212X	706844X	Standard	1.50 - 35	39232	4.10 & Down
707213X <sup>(26)(29)</sup>	73784X	707214X	706043X	Standard	1.31 - 30	34394	4.10 & Down
707339-1X	75325X	706040X	707340-1X	Standard	1.31 - 30	46355	4.10 & Down
707339X	75141X	706040X	707340X	Standard	1.31 - 30	34394	4.10 & Down
707380X	75591X	706669X	707340-1X	Standard	1.31 - 30	46355	4.56 & Up
707387-1X	74950X	707214-1X	707389X	Standard	1.37 - 32	45744	4.10 & Down
707387-1X	74950X	707214-1X	707389X	Standard	1.37 - 32	2001446	4.10 & Down
707387X	74950X	707214X	707389X	Standard	1.37 - 32	45744	4.10 & Down
707387X	74950X	707214X	707389X	Standard	1.37 - 32	2001446	4.10 & Down
707388X <sup>(21)(26)</sup>	74951X	707144X	707390X	Trac Lok	1.37 - 32	45745	4.10 & Down
707427X <sup>(21)(26)</sup>	75916X	707428X	707435X	Trac Lok	1.50 - 35	55652	4.10 & Down
707432X <sup>(26)</sup>	75915X	707144X	707434X	Trac Lok	1.37 - 32	45745	4.10 & Down
707449X <sup>(26)</sup>	75914X	707144X	707084-1X	Trac Lok	1.31 - 30	35803	4.10 & Down
707460X	76329X	706040X	706181X	Standard	1.50 - 35	35625	4.10 & Down
708010 <sup>(26)</sup>	80139	708011	706043X	Standard	1.31 - 30	34394	4.10 & Down
708013 <sup>(26)</sup>	80140	708014	707084X	Trac Lok	1.31 - 30	35803	4.10 & Down
708048	80124	706040X	708049	Standard	1.37 - 32	49482	4.10 & Down
708048-1	80415	706041X	708049	Standard	1.37 - 32	49482	4.56 & Up
<b>Dana 60™/248 &amp; 61</b>							
706840X <sup>(21)</sup>	71597X	706842X	706844X	Standard	1.50 - 35	39232	4.10 & Down
706841X <sup>(21)</sup>	71598X	706843X	707095X	Trac Lok	1.50 - 35	39256	4.10 & Down
707097X <sup>(28)</sup>	73493X	706039X	707084X	Trac Lok	1.31 - 30	35803	- &
<b>Dana Super 60™/256</b>							
2005501	85336	706041X	708236	Standard	1.50 - 35	55650	4.56 & Up
2005501	85336	706041X	708236	Standard	1.50 - 35	55649	4.56 & Up
<b>Dana 61™</b>							
706399X	28348X	706400X	706043X	Standard	1.31 - 30	34394	3.33 & Up
707072X	73181X	706400X	706181X	Standard	1.50 - 35	35625	3.33 & Up
<b>Dana 70™ 2U</b>							
-	43911	-	-	No Spin	1.50 - 35	-	4.56 & Up
-	44200	-	-	No Spin	1.37 - 32	-	4.56 & Up
707073X <sup>(29)</sup>	73239X	707027X	2021289	Powr Lok	1.50 - 35	35294	4.10 & Down
707124X <sup>(29)(30)</sup>	72685X	707125X	706058X	Standard	1.50 - 35	35079	4.56 & Up
707126X <sup>(29)(30)</sup>	73489X	707127X	2021289	Powr Lok	1.50 - 35	35294	4.56 & Up
707128X <sup>(26)(31)</sup>	73488X	707129X	706058X	Standard	1.50 - 35	35079	4.10 & Down
707139X <sup>(30)</sup>	73274X	707140X	706058X	Standard	1.50 - 35	35079	4.10 & Down

<sup>(21)</sup> In this kit the side gear is machined for "C" clip clearance.

<sup>(26)</sup> Anti-lock provision.

<sup>(28)</sup> The ratio break when used in Dana 60™ /248 is 4.56 & up. When used in Dana 61™ it is 4.10 & down.

<sup>(29)</sup> Outboard bearing spacers, part number 42563(width=.120", O.D.=3.015").

<sup>(30)</sup> This case has a 1/2" offset.

<sup>(31)</sup> Dana 70™ HD

Case Assembly Kit	Case Assy.	Unloaded Case Kit	Inner Parts Kit	Type	Spline Dia. & No. Teeth	Diff. Gear	For Ratios
<b>Dana 70™ 2U (Continued)</b>							
707145X <sup>(30)</sup>	73722X	707146X	707074X	Powr Lok	1.50 - 35	35294	4.10 & Down
707176X <sup>(30)</sup>	73926X	707177X	706058X	Standard	1.50 - 35	35079	4.56 & Up
707215X <sup>(26)(30)</sup>	73778X	707216X	706058X	Standard	1.50 - 35	35079	4.10 & Down
707241X <sup>(26)(30)</sup>	74322X	707216X	707119X	Standard	1.50 - 35	35079	4.10 & Down
707251X <sup>(26)(30)</sup>	74325X	707129X	707252X	Standard	1.37 - 32	43913	4.10 & Down
707253X <sup>(26)(30)</sup>	74326X	707131X	2021290	Powr Lok	1.37 - 32	43914	4.10 & Down
707255X <sup>(26)(30)</sup>	74334X	707125X	707252X	Standard	1.37 - 32	43913	4.56 & Up
707256X <sup>(26)(30)</sup>	74343X	707127X	2021290	Powr Lok	1.37 - 32	43914	4.56 & Up
707276X <sup>(26)</sup>	74658X	707216X	707252X	Standard	1.37 - 32	43913	4.10 & Down
707312X	74797X	707216X	707313X	Standard	1.37 - 32	43913	4.10 & Down
708016 <sup>(26)(30)</sup>	80141	708017	707252X	Standard	1.37 - 32	43913	4.10 & Down
708018 <sup>(26)(30)</sup>	80142	708019	2021290	Powr Lok	1.37 - 32	43914	4.10 & Down
708022 <sup>(26)(30)</sup>	80189	708023	707252X	Standard	1.37 - 32	43913	4.56 & Up
708024 <sup>(26)(30)</sup>	80190	708025	2021290	Powr Lok	1.37 - 32	43914	4.56 & Up
<b>Dana 70™ 2UA</b>							
707130X <sup>(26)</sup>	73648X	707131X	707074X	Powr Lok	1.50 - 35	35294	4.10 & Down
<b>Dana 70™/267</b>							
-	28284X	706084X	-	No Spin	1.50 - 35	35683	4.56 & Up
-	28286X	706083X	-	No Spin	1.50 - 35	35683	4.10 & Down
-( <sup>31</sup> )	44042	-	-	No Spin	1.50 - 35	-	4.56 &
-	70716X	706185X	-	No Spin	1.50 - 35	35683	4.10 & Down
-	84692	52589	708181	Standard	1.50 - 35	52636	4.56 & Down
2005750	2003715	-	-	Trac Lok	1.37 - 32	2003722	3.73 & Down
52277	-	-	-	Ltd Slip	1.50 - 35	-	- &
706049X <sup>(30)(32)</sup>	26035X	706053X	706057X	Powr Lok	1.50 - 35	35294	4.10 & Down
706050X <sup>(30)(32)</sup>	26703X	706054X	706057X	Powr Lok	1.50 - 35	35294	4.56 & Up
706051X <sup>(30)(32)</sup>	26311X	706055X	706058X	Standard	1.50 - 35	35079	4.10 & Down
706052X <sup>(30)(32)</sup>	26308X	706056X	706058X	Standard	1.50 - 35	35079	4.56 & Up
706062X <sup>(31)(33)</sup>	26801X	707029X	706057X	Powr Lok	1.50 - 35	35294	4.10 & Down
706063X <sup>(31)(33)</sup>	26701X	706067X	706057X	Powr Lok	1.50 - 35	35294	4.56 & Up
706064X <sup>(31)(33)</sup>	28156X	706068X	706058X	Standard	1.50 - 35	35079	4.10 & Down
706065X <sup>(31)(33)</sup>	28158X	706069X	706058X	Standard	1.50 - 35	35079	4.56 & Up
706081X <sup>(30)</sup>	26033X	706083X	706085X	Standard	1.50 - 35	34794	4.10 & Down
706082X <sup>(30)(32)</sup>	26025X	706084X	706085X	Standard	1.50 - 35	34794	4.56 & Up
706097X <sup>(31)(33)</sup>	25956X	706098X	706085X	Standard	1.50 - 35	34794	4.56 & Up
706186X <sup>(31)(33)</sup>	26798X	706185X	706085X	Standard	1.50 - 35	34794	4.10 & Down
706197X <sup>(30)(32)</sup>	27716X	706055X	706202X	Standard	1.50 - 23	36353	4.10 & Down
706198X <sup>(30)(32)</sup>	27717X	706056X	706202X	Standard	1.50 - 23	36353	4.56 & Up
706312X <sup>(30)(32)(34)</sup>	26703X	706313X	706057X	Powr Lok	1.50 - 35	35294	4.56 & Up
706412X <sup>(31)(33)(34)</sup>	28990X	28991X	706057X	Powr Lok	1.50 - 35	35294	4.10 & Down
706413X <sup>(31)(33)(34)</sup>	27898X	706470X	706057X	Powr Lok	1.50 - 35	35294	4.56 & Up
706709X <sup>(31)(33)</sup>	28156X	706710X	706058X	Standard	1.50 - 35	35079	4.10 & Down
706729X <sup>(31)(33)</sup>	26701X	706730X	706057X	Powr Lok	1.50 - 35	35294	4.56 & Up
706906X <sup>(31)(33)</sup>	28156X	706908X	706910X	Standard	1.50 - 35	35079	4.10 & Down
706907X <sup>(31)(33)</sup>	28158X	706909X	706910X	Standard	1.50 - 35	35079	4.56 & Up
706950X <sup>(30)(32)</sup>	26311X	706055X	706910X	Standard	1.50 - 35	35079	4.10 & Down

<sup>(26)</sup> Anti-lock provision

<sup>(30)</sup> This case has a 1/2" offset.

<sup>(31)</sup> Dana 70™ HD

<sup>(32)</sup> Dana 70™ B

<sup>(33)</sup> This case has a 5/8" offset.

<sup>(34)</sup> Industrial case with cone washers(31534) under case 1/2 bolts(30836-1)

Case Assembly Kit	Case Assy.	Unloaded Case Kit	Inner Parts Kit	Type	Spline Dia. & No. Teeth	Diff. Gear	For Ratios
<b>Dana 70™/267 (Continued)</b>							
706951X <sup>(30)(32)</sup>	26308X	706953X	706910X	Standard	1.50 - 35	35079	4.56 & Up
707026X <sup>(30)(35)</sup>	72697X	707027X	706057X	Powr Lok	1.50 - 35	35294	4.10 & Down
707028X <sup>(31)(33)</sup>	72699X	707029X	706057X	Powr Lok	1.50 - 35	35294	4.10 & Down
707054X <sup>(36)(37)</sup>	73031X	707056X	706058X	Standard	1.50 - 35	35079	3.73 & Up
707088X <sup>(31)(33)</sup>	73551X	707029X	2021289	Powr Lok	1.50 - 35	35294	4.10 & Down
707118X <sup>(31)(33)</sup>	73728X	706909X	707119X	Standard	1.50 - 35	35079	4.56 & Up
707186X <sup>(26)(27)(31)</sup>	74106X	707187X	706058X	Standard	1.50 - 35	35079	4.10 & Down
707189X <sup>(26)(31)(33)</sup>	73551X	707188X	2021289	Powr Lok	1.50 - 35	35294	4.10 & Down
707227X <sup>(31)(33)</sup>	74242X	706068X	707119X	Standard	1.50 - 35	35079	4.10 & Down
707276-1X <sup>(26)</sup>	74658X	707216-1X	707252X	Standard	1.37 - 32	43913	4.10 & Down
707277-1X	74624X	707146-1X	2021290	Powr Lok	1.37 - 32	43914	4.10 & Down
707277X	74624X	707146X	2021290	Powr Lok	1.37 - 32	43914	4.10 & Down
707483X	76511X	707484X	706058X	Standard	1.50 - 35	35079	4.56 & Down
708075-1	80590	708076-1	708077	Standard	1.50 - 35	35079	4.56 & Down
708080-1	80222	708081-1	708051	Trac Lok	1.50 - 35	47796	4.56 & Down
<b>Dana Super 70™/273</b>							
-	2009145	-	708181	Standard	1.50 - 35	52636	4.56 & Up
-	2014450	-	2003857	Trac Lok	1.35 - 35	52139	4.56 & Down
-	52277	-	-	Trac Lok	1.50 - 35	-	4.56 & Down
2005658	2003693	708081-1	2003857	Trac Lok	1.50 - 35	52139	4.56 & Down
2019077	52277	-	-	Trac Lok	1.50 - 35	-	4.56 & Down
2021696	2014446	-	708077	Standard	1.50 - 35	35079	4.56 & Down
<b>Dana 80™/286</b>							
<sup>(26)</sup>	74220X	708028	707185X	Standard	1.60 - 37	43652	3.73 & Down
2003548	2002339	708053	2003857	Trac Lok	1.50 - 35	52139	4.10 & Up
2011841	2002339	708053	2003857	Trac Lok	1.50 - 35	52139	4.10 & Up
2011842	80013	-	2003857	Trac Lok	1.50 - 35	52139	3.73 & Down
2014114	2010574	EATON	EATON	Ltd Slip	1.50 - 35	EATON	3.73 & Up
707061X	73165X	707062X	707063X	Standard	1.50 - 35	42411	4.10 & Up
707184X	73955X	707062X	707185X	Standard	1.60 - 37	43652	4.10 & Up
707218X <sup>(26)</sup>	-	707219X	707185X	Standard	1.60 - 37	43652	3.73 & Down
707220X <sup>(26)</sup>	73354X	707219X	707063X	Standard	1.50 - 35	42411	3.73 & Down
707232X <sup>(26)</sup>	74244X	707230X	707185X	Standard	1.60 - 37	43652	4.10 & Up
707281X	74682X	707062X	707280X	Standard	1.60 - 37	44844	4.10 & Up
707326X <sup>(26)</sup>	74839X	707219X	707063X	Standard	1.50 - 35	42411	3.73 & Down
707330X <sup>(26)</sup>	74846X	707230X	707063X	Standard	1.50 - 35	42411	4.10 & Up
707356X <sup>(37)</sup>	75352X	707333X	707358X	Powr Lok	1.50 - 35	46394	3.73 & Down
707357X <sup>(38)</sup>	75353X	707334X	707358X	Powr Lok	1.50 - 35	46394	4.10 & Up
707362X <sup>(26)(38)</sup>	74682X	707363X	707280X	Standard	1.60 - 37	44844	4.10 & Up
707394X <sup>(26)</sup>	74244X	707395X	707185X	Standard	1.60 - 37	43652	4.10 & Up
707396X <sup>(26)</sup>	Dyneer	Dyneer	Dyneer	Dyneer	1.60 - 37	Dyneer	4.10 & Up
707477X <sup>(26)</sup>	76121X	708053	708051	Trac Lok	1.50 - 35	47796	4.10 & Up

<sup>(26)</sup> Anti-lock provision

<sup>(27)</sup> Heavy Duty Case

<sup>(30)</sup> This case has a 1/2" offset

<sup>(31)</sup> Dana 70™ HD

<sup>(32)</sup> Dana 70™ B

<sup>(33)</sup> This case has a 5/8" offset

<sup>(35)</sup> Dana 70™ B, Dana 70™ U

<sup>(36)</sup> This case has a 31/32" offset

<sup>(37)</sup> Can be replaced by Trac Lok 2011842

<sup>(38)</sup> Can be replaced by Trac Lok 2011841



Case Assembly Kit	Case Assy.	Unloaded Case Kit	Inner Parts Kit	Type	Spline Dia. & No. Teeth	Diff. Gear	For Ratios
<b>Dana 80™/286 (Continued)</b>							
708003 <sup>(26)</sup>	80013	708055	708051	Trac Lok	1.50 - 35	47796	3.73 & Down
708003 <sup>(26)</sup>	80013	708055	708051	Trac Lok	1.50 - 35	52139	3.73 & Down
708027 <sup>(26)</sup>	74839X	708028	707063X	Standard	1.50 - 35	42411	3.73 & Down
708029 <sup>(38)</sup>	75352X	707333X	707358X	Powr Lok	1.50 - 35	46394	3.73 & Down
708031 <sup>(26)</sup>	74846X	708032	707063X	Standard	1.50 - 35	42411	4.10 & Up
708033 <sup>(38)</sup>	75353X	708034	707358X	Powr Lok	1.50 - 35	46394	4.10 & Up
708052 <sup>(26)</sup>	76121X	708053	708051	Trac Lok	1.50 - 35	47796	4.10 & Up
708054 <sup>(26)</sup>	80013	708055	708051	Trac Lok	1.50 - 35	52139	3.73 & Down
708054 <sup>(26)</sup>	80013	708055	708051	Trac Lok	1.50 - 35	52139	3.73 & Down
708054 <sup>(26)</sup>	80013	708055	708051	Trac Lok	1.50 - 35	47796	3.73 & Down
708097	Dyneer	Dyneer	Dyneer	Dyneer	1.60 - 37	Dyneer	4.10 & Up
708170	84454	708053	708232	Trac Lok	1.50 - 35	52139	4.10 & Up

<sup>(26)</sup> Anti-lock provision

<sup>(37)</sup> Can be replaced by Trac Lok 2011842

<sup>(38)</sup> Can be replaced by Trac Lok 2011841



**Semi Float Dana 61™ -1 and Dana 61™ -2**

Ratio	Dana Axle Model	Gear Set	Ring & Pinion Kit	Differential Case Assembly	Differential Case Assembly Kit
<b>STANDARD DIFFERENTIAL (With Axle Shaft Retainer)</b>					
3.00	61-2	71196X	706808-2X	71597X	706840X
3.07	61-2	70870X	706808-3X	71597X	706840X
<b>LIMITED SLIP DIFFERENTIAL (With Axle Shaft Retainer)</b>					
3.00	61-2	71196X	706808-2X	71598X	706841X
3.07	61-2	70870X	706808-3X	71598X	706841X

**Full Float Dana 61™-1 and Dana 61™-2**

Ratio	Dana Axle Model	Gear Set	Ring & Pinion Kit	Differential Case Assembly	Differential Case Assembly Kit
<b>STANDARD DIFFERENTIAL</b>					
3.07	61-2	28298X	706396-5X	26188X	706036X
3.07	61-1	29716X	706396-5X	26188X	706036X
3.31	61-2	28305X	706396-1X	26188X	706036X
3.54	61-1, -2	24813X	706033-1X	28348X	706399X
3.73	61-1, -2	25538X	706033-2X	28348X	706399X
4.10	61-1, -2	28407X	706033-3X	28348X	706399X
4.56	61-1, -2	70907X	706661-8X	28348X	706399X
<b>LIMITED SLIP DIFFERENTIAL</b>					
3.07	61-2	28298X	706396-5X	27168X	708018
3.07	61-1	29716X	706396-5X	27168X	708018
3.31	61-2	28305X	706396-1X	27168X	708018
3.31	61-1	29717X	706396-1X	27168X	708018
3.54	61-1	70637X	706661-6X	27166X	707097X
3.73	61-1	29420X	706396-4X	27166X	707097X
4.10	61-1	70908X	706661-9X	27166X	707097X

All differential cases listed below are open/std. carrier style and unloaded.

SVL Part Number	Axle Model	Application Summary	Notes	Interchange
10019421	Chrysler 9.25	1973-75 Plymouth, 1974-75 Chrysler, 1973-2009 Dodge	Rear, 2010 & Down	YCC4384222
10019418	Dana 35™	1992-03 Jeep Grand Cherokee, 2007-13 Jeep JK, 1997-06 Jeep TJ, 1987-95 Jeep YJ, 68-87 AMC	3.54 & Up, w/1.625" bearing hub dia.	YCD43218
10019426	Ford 10.25	1985-2005 Ford	Rear	YCF100500
10019425	Ford 7.5	1978-2011 Ford, 1979-87 Lincoln, 1995-02 Lincoln	Rear	YCF750500
10019424	Ford 9	1955-87 Ford, 1958-79 Lincoln, 1967-79 Mercury	Rear, 28/31 Spline 2 Pinion	YCF900500
10019429	Ford 9.75	1997-13 Ford, 2007-13 Lincoln	Rear	YCF975500
10019415	GM 7.625 IFS	2004-12 GM	IFS, 3.23 & up	YCG12479242
10019417	GM 8.25	2010-13 Cadillac, 1988-13 GM Truck	Front, 3.42 & up	YCG26018131
10019412	GM 8.5	1970-03 Chevrolet, 1977-03 GMC, 1970-87 Pontiac	Rear, 28/30 Spline, 2.73 & up	YCG26010481
10019428	GM 8.6	2001-08 GM truck	Rear, Version 2, 2.73 & up	YCG40007876
10019420	GM 9.25, GM 9.5 IFS, Chrysler 9.25 Front	1988-03 Chevrolet, 2003-10 Dodge, 1979-13 GMC	3.42 & up	YCG40013506
10019431	GM 10.5	1979-13 GM	Rear, 4.10 & Down	YCG6258336
10019411	GM 12 Bolt	1969-86 GM	Rear, 3.73 & Up	YCG6258086
10019430	Toyota T100/ Tacoma	1999-06 Tundra, 1995-15 Tacoma, 1993-98 T100	Rear, 3.73 & Down	YCT35026

Spicer Chromoly Part Number	Axle Model	Make	Application Summary	Location	Position	Spline	Length	Original Spicer Part Number	U-Joint PN#
10014980	DANA 30™	Jeep	2007-15 Jeep Wrangler JK (1310 Series)	Inner	Left	27	18.8"	2005600-1	5-760X
10014981	DANA 30™	Jeep	2007-15 Jeep Wrangler JK (1310 Series)	Inner	Right	27	34.5"	2005600-2	5-760X
10014979	DANA 30/44™	Jeep	2007-14 Jeep Wrangler JK (1310 Series)	Outer	Right/Left	32	6.33"	2004509	5-760X
10015196	DANA 30™	Jeep	2007-15 Jeep Wrangler JK (1350 Series)	Inner	Left	27	18.8"	2014617-1	5-7166X
10015344	DANA 30™	Jeep	2007-15 Jeep Wrangler JK (1350 Series)	Inner	Right	27	34.5"	2014617-2	5-7166X
10015185	DANA 44™	Jeep	2007-14 Jeep Wrangler JK (1350 Series)	Inner	Left	30	19.78"	2014170-1	5-7166X
10015186	DANA 44™	Jeep	2007-14 Jeep Wrangler JK (1350 Series)	Inner	Right	30	33.57"	2014170-2	5-7166X
10014982	DANA 44™	Jeep	2007-14 Jeep Wrangler JK (1350 Series) W/ Aftermarket Locker	Inner	Left	30	19.11"	N/A	5-7166X
10014983	DANA 44™	Jeep	2007-14 Jeep Wrangler JK (1350 Series) W/ Aftermarket Locker	Inner	Right	30	34.19"	N/A	5-7166X
10015183	DANA 30/44™	Jeep	2007-14 Jeep Wrangler JK (1350 Series)	Outer	Right/Left	32	6.33"	2014171	5-7166X
10007775	DANA 30™	Jeep	1982-83 CJ5, 1982-86 CJ7	Inner	Left	27	28.69"	27941-10X	5-760X
10007766	DANA 30™	Jeep	1972-81 CJ5, 1976-81 CJ7	Inner	Left	27	27.01"	2-82-1381-6	5-760X
10007770	DANA 30™	Jeep	1972-81 CJ5, 1976-81 CJ7	Inner	Right	27	14.13"	27941-3X	5-760X
10007777	DANA 30™	Jeep	1982-83 CJ5, 1982-86 CJ7	Inner	Right	27	15.79"	27941-9X	5-760X
10007804	DANA 30/44™	Jeep/IHC	1972-83 CJ5, 1976-86 CJ7, 1971-80 Scout	Outer	Right/Left	27	8.72"	N/A	5-760
10007764	DANA 30/44™	Jeep/IHC	1972-83 CJ5, 1976-86 CJ7, 1971-80 Scout	Outer	Right/Left	30	8.72"	N/A	5-760X
10007743	DANA 30™	Jeep	1997-06 Wrangler TJ, 1984-01 Cherokee XJ, 1987-95 Wrangler YJ	Inner	Left	27	16.61"	73898-1X	5-760X
10007744	DANA 30™	Jeep	1997-06 Wrangler TJ, 1984-01 Cherokee XJ, 1987-95 Wrangler YJ	Inner	Right	27	32.36"	73898-2X	5-760X
10007747	DANA 30/44™	Jeep	1997-06 Wrangler TJ, 2003-06 Wrangler TJ Rubicon, 1984-01 Cherokee XJ, 1987-95 Wrangler YJ	Outer	Right/Left	27	6.11"	43205	5-760X

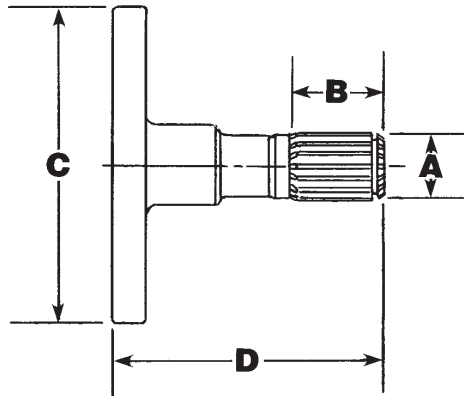
Spicer Chromoly Part Number	Axle Model	Make	Application Summary	Location	Position	Spline	Length	Original Spicer Part Number	U-Joint PN#
10007742	DANA 30™	Jeep	1997-06 Wrangler TJ, 1984-01 Cherokee, 1987-95 Wrangler YJ (Designed for applications converting to manual locking hubs only)	Outer	Right/Left	27	8.31"	N/A	5-760X
10007781	DANA 44™	Ford	1971-77 Bronco	Inner	Right	27	28.06"	27657-1X	5-760X
10007779	DANA 44™	Ford	1971-77 Bronco	Inner	Left	27	18.44"	27657-2X	5-760X
10007803	DANA 44™	Jeep/ Ford	1971-79 Bronco, 1971-79 Ford F-150, Wagoneer 1974-79, 1974-76 J10, 1972-74 Dodge W100 4WD, 1974 Ram Charger	Outer	Right/Left	19	9.72"	620200	5-760X
10007801	DANA 44™	Ford	1971-77 Bronco	Inner	Right	30	27.94"	27553-11X	5-760X
10007813	DANA 44™	GM	1969-80 Blazer, 1969-80 K10/1500, 1977-80 K20/2500, 1969-80 K5 Blazer, 1969-80 Suburban	Inner	Left	30	36.13"	28902-2X	5-760X
10007810	DANA 44™	Jeep	1980-92 Wagoneer	Inner	Right	30	15.80"	27902-52X	5-760X
10007811	DANA 44™	Jeep	1980-92 Wagoneer	Inner	Left	30	32.12"	27902-16X	5-760X
10008249	DANA 44™	Ford	1976-78 F-150, F-250	Inner	Left	30	18.63"	27902-31X	5-760X
10008248	DANA 44™	Ford	1976-78 F-150, F-250	Inner	Right	30	34.75"	27902-35X	5-760X
10007800	DANA 44™	Dodge	1985-89 D600 Export 1972-74 Ramcharger & Trailduster	Inner	Right	30	18.39"	27902-11X	5-760X
10007805	DANA 44™	Ford	1978-79 Bronco, 1973-79 F-150	Inner	Left	30	18.92"	27902-4X	5-760X
10007806	DANA 44™	Ford	1978-79 Bronco, 1973-79 F-150	Inner	Right	30	33.91"	27902-3X	5-760X
10007768	DANA 44™	Jeep	1974-79 Wagoneer	Inner	Left	30	32.95"	27902-14X	5-760X
10007799	DANA 44™	Jeep/ IHC	1971-80 Scout II 1974-79 Wagoneer	Inner	Right	30	14.78"	28902-13X	5-760X
10007745	DANA 44™	Jeep	2003-06 Wrangler TJ Rubicon	Inner	Left	30	16.96"	84394-2	5-760X
10007746	DANA 44™	Jeep	2003-06 Wrangler TJ Rubicon	Inner	Right	30	31.84"	84394-1	5-760X
10008250	DANA 44™	Jeep	2003-06 Wrangler TJ Rubicon	Outer	Right/Left	30	6.16"	N/A	5-760X
10007802	DANA 44™	GM	1996-77 Blazer, 1969-80 K10/K1500, 1969-80 K20/K2500, 1969-80 K5 Blazer, 1969-80 Suburban, 1974-92 Wagoneer	Outer	Right/Left	19	9.94"	41677	5-760X
10008247	DANA 44™	Ford	1976-77 F250	Outer	Right/Left	19	10.66"	37951	5-760X
10007808	DANA 44™ / GM 8.5"	GM	1979-87 Blazer, 1979-87 K10/K15/K1500, 1979-87 K20/K25/K2500, 1979-87 K5 Blazer, 1979-87 Suburban,	Inner	Right	28	19.15"	29903-1X	5-760X

Spicer Chromoly Part Number	Axle Model	Make	Application Summary	Location	Position	Spline	Length	Original Spicer Part Number	U-Joint PN#
10007809	DANA 44™ / GM 8.5"	GM	1979-87 Blazer, 1979-87 K10/K15/K1500, 1979-87 K20/K25/K2500, 1979-87 K5 Blazer, 1979-87 Suburban,	Inner	Left	28	35.46"	660276-1	5-760X
10007823	DANA 44™ / GM 8.5"	GM	1988-91 Blazer, 1988-91 K10/K15/K1500, 1988-91 K5 Blazer, 1988-91 Suburban	Inner	Right	30	19.15"	N/A	5-760X
10008246	DANA 44™ / GM 8.5"	GM	1988-91 Blazer, 1988-91 K10/K15/K1500, 1988-91 K5 Blazer, 1988-91 Suburban	Inner	Left	30	35.46"	28902-6X	5-760X
10007748	DANA 60™	Ford	1988-98 F350	Inner	Right	35	36.97"	76660-2X	SPL55-4X
10007749	DANA 60™	Ford	1988-98 F350	Inner	Left	35	16.17"	76660-1X	SPL55-4X
10007819	DANA 60™	Ford	1985-88 F-350	Inner	Right	35	36.68"	660182-36	SPL55-3X
10007816	DANA 60™	Ford/ Dodge	1985-88 Ford F350, 1981-93 W250, 1976-80 W300, 1981-93 W350	Inner	Left	35	15.96"	660182-1	SPL55-3X
10007820	DANA 60™	Ford	1978-79 F350 Snofighter	Inner	Right	35	34.56"	660182-10	SPL55-3X
10007817	DANA 60™	Ford	1978-79 F350 Snofighter	Inner	Left	35	18.70"	660182-11	SPL55-3X
10007762	DANA 60™	Ford	1988-98 F350 (Inner Spline Snap Ring Location)	Outer	Right/Left	30	11.38"	48903	SPL55-3X
10007822	DANA 60™	Ford	1978-88 F350 (Outer Spline Snap Ring Location)	Outer	Right/Left	30	11.40"	620085	SPL55-3X
10007814	DANA 60™	Ford	1978-88 F350	Outer	Right/Left	35	11.38"	53386	SPL55-3X



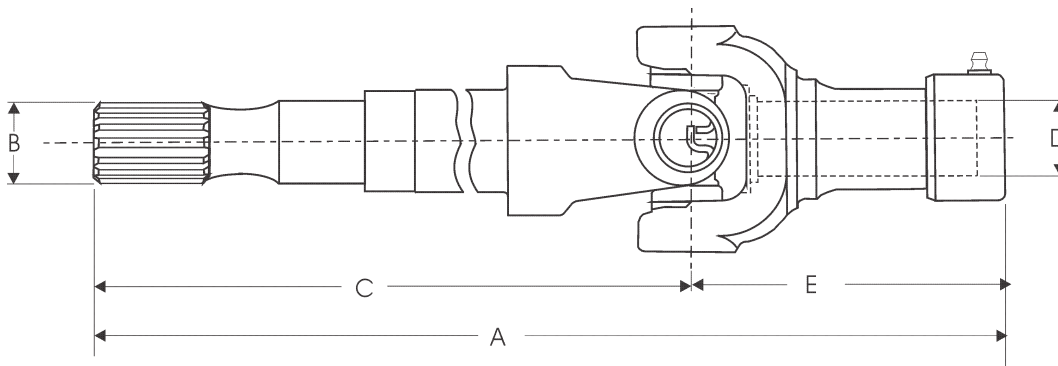
# IFS AXLE SHAFTS

## Dimensions & Components



Length of Flange Face to Spline End D	Complete Shaft Assembly Part Number	Spline Dia. & Number of Teeth	Spline Length	Flange Diameter	Bolt Circle	Number of Bolts	Float
		A	B	C			
3.876	620964	1.18 - 27	.790	5.630	4.840	6	SEMI
4.796	620516	1.18 - 27	1.625	5.630	4.843	6	SEMI
4.796	620842	1.18 - 27	1.625	5.630	4.843	6	SEMI
4.863	43157	1.00 - 23	1.693	3.715	3.120	4	SEMI
4.979	44100	1.00 - 23	1.693	3.745	3.071	6	SEMI
5.297	2004950	1.29 - 30	1.330	5.354	4.488	6	SEMI
14.870	43159	1.00 - 23	1.693	3.715	3.120	4	SEMI
14.986	44102	1.00 - 23	1.693	3.745	3.071	6	SEMI
18.998	2004949	1.29 - 30	1.330	5.354	4.488	6	SEMI
20.422	620515	1.18 - 27	1.625	5.630	4.843	6	SEMI

### Listed by Complete Assembly Number



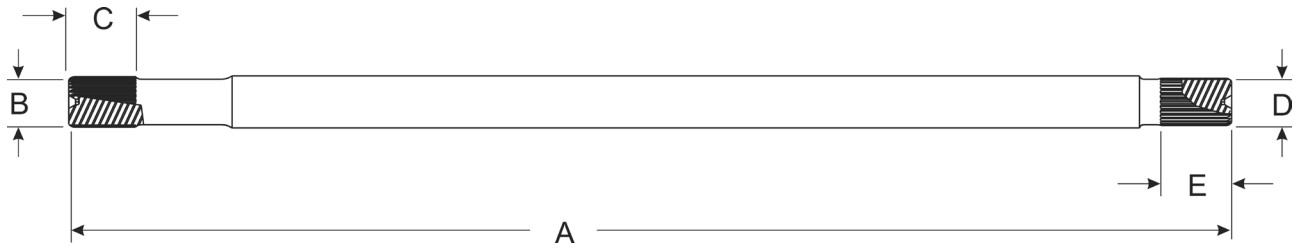
Complete Assembly Number	U-Joint Kit	Overall Length	Major Spline Diameter	C/L to End of Spline	Yoke Shaft Number	Major Spline Diameter	C/L to End of Spline	Slip Yoke Part Number
		A	B	C		D	E	
660232-1	5-1350X	15.14	1.31 - 30	9.89	700153	1.39 - 30/31 <sup>(39)</sup>	5.25	3-3-2861X
660396-1	5-760X	15.39	1.31 - 30	9.89	700152	1.39 - 30/31 <sup>(39)</sup>	5.50	2-3-8311X
71432-1X	5-760X	15.39	1.31 - 30	9.89	620308-1	1.39 - 30/31 <sup>(39)</sup>	5.50	2-3-8481X
71691X	5-456X	15.12	1.00 - 23	10.06	40391	1.21 - 26/28 <sup>(40)</sup>	5.06	2-3-8811X
71735-1X	5-760X	15.64	1.31 - 30	10.14	40437-1	1.39 - 30/31 <sup>(39)</sup>	5.50	2-3-8481X
71738-1X	5-1350X	15.33	1.31 - 30	10.08	40438-1	1.39 - 30/31 <sup>(39)</sup>	5.25	3-3-2861X
71739-1X	5-760X	15.64	1.31 - 30	10.14	40437-1	1.39 - 30/31 <sup>(39)</sup>	5.50	2-3-8311X
72041-1X	5-760X	15.14	1.31 - 30	10.14	40437-1	1.39 - 30/31 <sup>(39)</sup>	5.06	2-3-8741X
72043-1X	5-1350X	14.89	1.31 - 30	10.08	40438-1	1.39 - 30/31 <sup>(39)</sup>	4.81	3-3-3001X
73414-1X	5-760X	16.10	1.16 - 27	11.04	42571-1	1.39 - 30/31 <sup>(39)</sup>	5.06	2-3-8741X
74414-1X	5-760X	15.01	1.00 - 23	9.95	44316-1	1.39 - 30/31 <sup>(39)</sup>	5.06	2-3-8741X
71691X	5-456X	15.12	1.00 - 23	10.06	40391	1.21 - 26/28 <sup>(40)</sup>	5.06	2-3-8811X

(39) 1.39 - 30 based on 31 spline

(40) 1.21 - 26 based on 28 spline

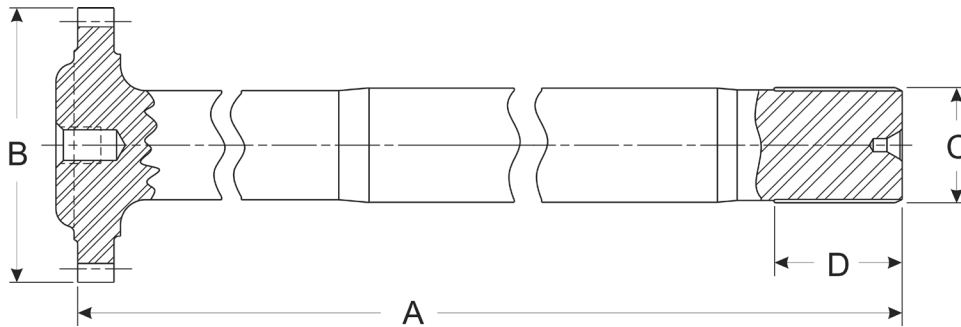
# DUAL SPLINED AXLE SHAFTS

## Dimensions & Components



Complete Assembly Number	Spline End to Spline End	Spline Dia. & Number of Teeth	Spline Dia. & Number of Teeth	Spline Length	Float	Spline Length
	A	B	D	C		E
2003734	19.42	1.18 - 27	1.25 - 29	1.61	Front	1.51
2003906-1	30.89	1.33 - 31	1.25 - 29	1.77	Semi	1.87
2003906-2	32.37	1.33 - 31	1.25 - 29	1.77	Semi	1.87
80297*	16.59	1.18 - 27	1.18 - 27	1.65	Front	1.65
84270	16.93	1.18 - 27	1.25 - 29	1.61	Front	1.51
84743	17.99	1.18 - 27	1.25 - 29	2.68	Front	1.51

\*Includes snap rings (46072)

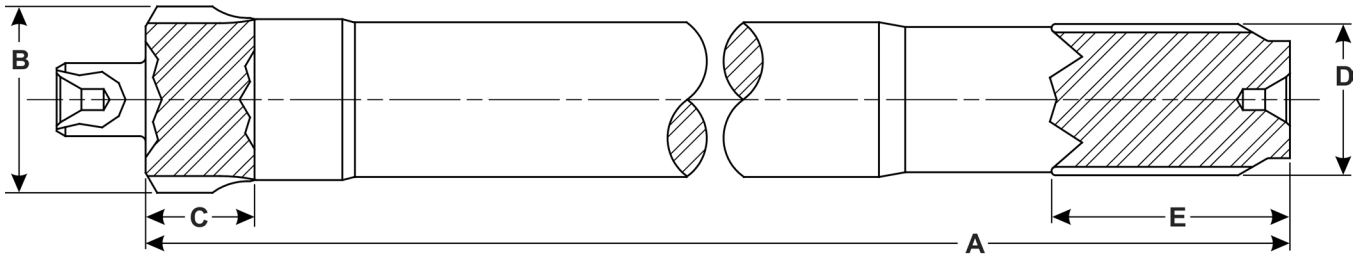


Complete Assembly Number	Length of Splined Flange Face to Spline End	Spline Dia. & Number of Teeth	Spline Length	Splined Flange Dia. & Number of Teeth	Float
	A	C	D	B	
36625-1	36.18	1.50-35	1.77	3.77-20	Full
44264-1	36.17	1.58-37	1.74	3.77-20	Full
44264-2	39.27	1.58-37	1.74	3.77-20	Full

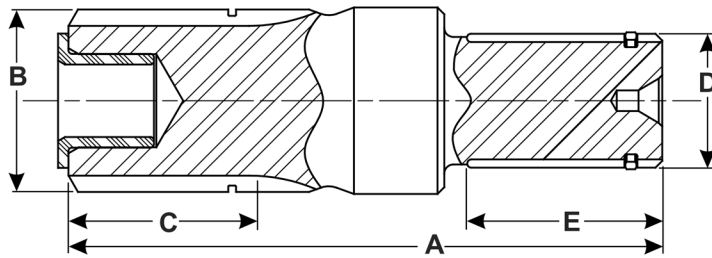
# INTERMEDIATE SHAFTS

## Dimensions & Components

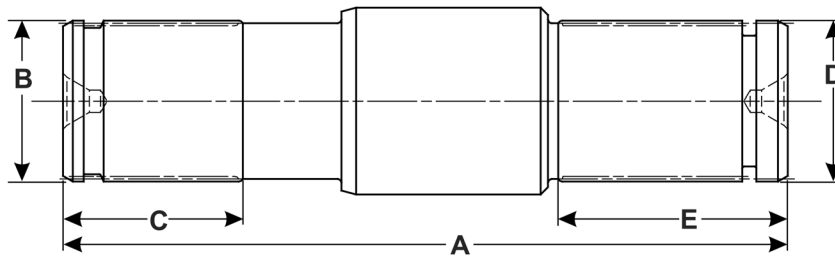
Listed By Assembly Number



**Style 1**



**Style 2**



**Style 3**

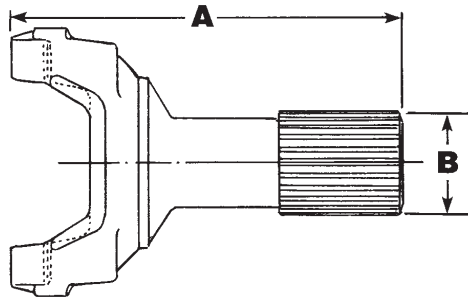
Complete Shaft Assy. Part Number	Spline Dia. & Number of Teeth	Spline Length	Spline Dia. & Number of Teeth	Spline Length	End of Spline to End of Spline Length	Figure
	B	C	D	E	A	
45531	1.59 - 15	.93	1.31 - 30	2.00	19.77	1
49490	1.90 - 18	.93	1.37 - 32	2.00	19.77	1
52063	1.31 - 30	1.41	1.31 - 30	1.81	5.83	3
52064	1.31 - 30	3.28	1.31 - 30	1.81	8.56	3
75117X*	1.59 - 15	1.57	1.18 - 27	1.66	5.18	2
75265X**	2.10 - 15	.93	1.31 - 30	1.80	18.18	1

\* Includes bushing (43337) and snap ring (46072)

\*\*Includes bushing (43337)

For Independent Rear Suspensions (Corvette & Viper)  
Dimensions & Components

## Listed By Assembly Number



Complete Shaft Assy. Part Number	Centerline to End of Spline	Spline Dia. & Number of Teeth	Yoke Shaft Part Number	Flinger Number	Series	Use with U-Joint Kit
	A	B				
-	6.70	1.177 - 27	3-82-1001-1	-	1350	5-3615X
-	7.23	1.177 - 27	3-82-1001-2	-	1350	5-3615X
-	7.27	1.177 - 27	41533-1	-	1350	5-3615X
-	6.74	1.177 - 27	41533-2	-	1350	5-3615X
-	6.74	1.177 - 27	46822-2	-	1350	5-3615X
-	7.27	1.177 - 27	46822-1	-	1350	5-3615X
70987-1X	6.57	1.310 - 30	2-82-1491-1	39591	1330	5-213X
70987-2X	7.42	1.310 - 30	2-82-1491-2	39591	1330	5-213X
71090-1X	6.57	1.310 - 30	3-82-961-1	39591	1350	5-178X
71090-2X	7.42	1.310 - 30	3-82-961-2	39591	1350	5-178X
72404-1X	7.36	1.310 - 30	41216-1	41218	1350	5-3615X
72404-2X	6.59	1.310 - 30	41216-2	41218	1350	5-3615X
74788-1X	7.36	1.310 - 30	45628-1	41218	1350	5-3615X
74788-2X	6.59	1.310 - 30	45628-2	41218	1350	5-3615X

**Note: Optional premium U-Joint Kits 1350 Series:**

- 5-3615X Aluminum yoke - non-greasable
- 5-1350X Steel Yoke - non-greasable
- 5-1350-1X Steel Yoke - greasable

**Note: Optional premium U-Joint Kits 1330 Series:**

- 5-1330X Steel Yoke - non-greasable
- 5-1330-1X Steel Yoke - greasable

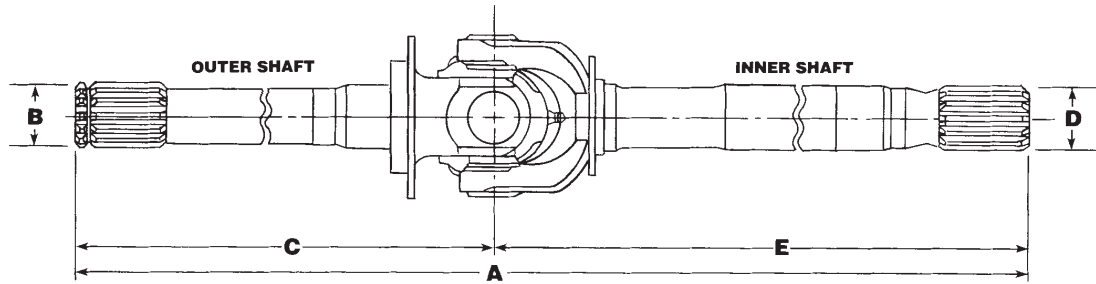




# FRONT AXLE SHAFTS

## Dimensions & Components

### Listed By Complete Assembly Number

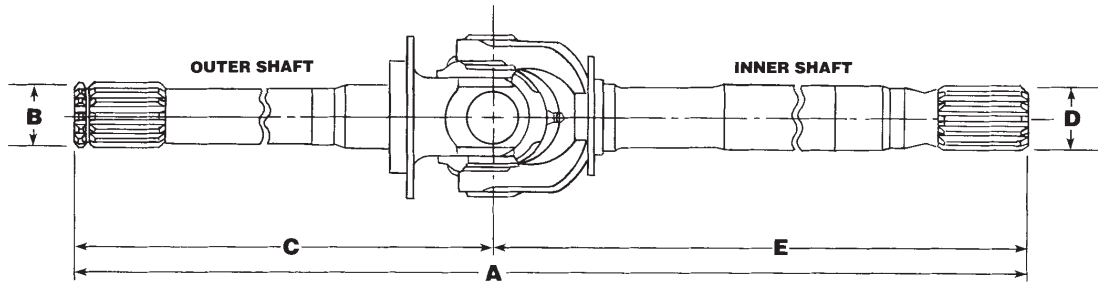


Axle Shaft Assy		Outer Shaft Spindle End			Inner Shaft Side Gear		
Complete Assembly Number	Overall Length	Length	Yoke Shaft Part Number	Tone Ring/Slinger/Seal	Length	Yoke Shaft Part Number	Slinger/Seal
	A	C			E		
<b>027WD06003</b>	<b>CV AXLE</b>				<b>B = 1.17 - 27</b>		<b>D = 1.18 - 27</b>
-1	40.08	6.02	27-199-28X	-	37.06	27-92-51-1	-
-2	32.18	6.02	27-199-28X	-	18.29	27-92-51-2	-
-3	41.14	6.02	-	-	35.12	27-92-51-3	-
-4	23.25	6.02	-	-	17.23	27-92-51-4	-
<b>10004053</b>	<b>USES U-JOINT KIT SPL70-4X</b>				<b>B = 1.49 - 35</b>		<b>D = 1.49 - 35</b>
	29.33	10.77	10004051	50381	18.56	10009767	-
<b>10004054</b>	<b>USES U-JOINT KIT SPL70-4X</b>				<b>B = 1.49 - 35</b>		<b>D = 1.49 - 35</b>
	44.49	10.77	10004051	50381	33.72	10009448	-
<b>2002533</b>	<b>USES U-JOINT KIT 5-7166X</b>				<b>B = 1.29 - 32</b>		<b>D = 1.31 - 30</b>
-1	26.06	6.30	2002421	-	19.76	2002442-1	-
-2	39.83	6.30	2002421	-	35.53	2002442-2	-
<b>2002693</b>	<b>USES U-JOINT KIT SPL55-4X</b>				<b>B = 1.30 - 30</b>		<b>D = 1.30 - 30</b>
-1	46.44	9.31	2002692	54520	37.13	76111-1X	50381
-2	25.21	9.31	2002692	54520	15.90	76111-2X	50381
<b>2002694</b>	<b>USES U-JOINT KIT SPL55-3X</b>				<b>B = 1.31 - 30</b>		<b>D = 1.50 - 35</b>
-1	46.93	9.31	2002692	54520	37.62	76151-1X	50381
-2	24.70	9.31	2002692	54520	15.39	76151-2X	50381
-3	47.90	9.31	2002692	54520	38.59	76151-3X	50381
-4	25.67	9.31	2002692	54520	16.36	76151-4X	50381
<b>2004508</b>	<b>USES U-JOINT KIT 5-760X</b>				<b>B = 1.29 - 32</b>		<b>D = 1.18 - 27</b>
-1	25.11	6.30	2004509	-	18.81	2004511-1	-
-2	40.83	6.30	2004509	-	34.53	2004511-2	-
<b>2004684</b>	<b>USES U-JOINT KIT 5-7166X</b>				<b>B = 1.29 - 32</b>		<b>D = 1.30 - 30</b>
-2	39.82	6.30	2002421	-	33.53	2005603-2	-
<b>2006005</b>	<b>USES U-JOINT KIT SPL55-4X</b>				<b>B = 1.50 - 35</b>		<b>D = 1.50 - 35</b>
-1	45.96	7.03	53217	2017426	38.93	84911-1	2014835
-2	23.73	7.03	53217	2017426	16.70	84911-2	2014835
<b>2006007</b>	<b>USES U-JOINT KIT SPL70-4X</b>				<b>B = 1.50 - 35</b>		<b>D = 1.50 - 35</b>
-1	48.87	7.50	53694	2017426	41.36	84919-5	2014835
-2	26.63	7.50	53694	2017426	19.12	84919-6	2014835
<b>2006481</b>	<b>USES U-JOINT KIT 5-760X</b>				<b>B = 1.29 - 32</b>		<b>D = 1.18 - 27</b>
-1	25.11	6.30	2004509	-	18.81	2005600-1	-
-2	40.83	6.30	2004509	-	34.53	2005600-2	-

# FRONT AXLE SHAFTS

## Dimensions & Components

Listed By Complete Assembly Number



Axle Shaft Assy		Outer Shaft Spindle End			Inner Shaft Side Gear		
Complete Assembly Number	Overall Length	Length	Yoke Shaft Part Number	Tone Ring/Slinger/Seal	Length	Yoke Shaft Part Number	Slinger/Seal
	A	C			E		
<b>2006484</b>	<b>USES U-JOINT KIT 5-7166X</b>				<b>B = 1.29 - 32</b>	<b>D = 1.30 - 30</b>	
-1	26.06	6.30	2002421	-	19.76	2005603-1	-
-2	39.83	6.30	2002421	-	33.53	2005603-2	-
<b>2006729</b>	<b>USES U-JOINT KIT SPL70-4X</b>				<b>B = 1.50 - 35</b>	<b>D = 1.50 - 35</b>	
-1	48.57	7.03	2006099	2017426	41.54	84919-9	2014835
-2	26.34	7.03	2006099	2017426	19.31	84919-10	2014835
<b>2006820</b>	<b>USES U-JOINT KIT SPL55-4X</b>				<b>B = 1.49 - 35</b>	<b>D = 1.49 - 35</b>	
-1	45.96	7.03	53217	2017426	38.93	84911-1	2014835
-2	23.72	7.03	53217	2017426	16.69	84911-2	2014835
<b>2006821</b>	<b>USES U-JOINT KIT SPL70-4X</b>				<b>B = 1.49 - 35</b>	<b>D = 1.49 - 35</b>	
-1	48.88	7.51	53694	2017426	41.37	84919-5	2014835
-2	26.63	7.51	53694	2017426	19.12	84919-6	2014835
<b>2006969</b>	<b>USES U-JOINT KIT 5-760X</b>				<b>B = 1.17 - 27</b>	<b>D = 1.30 - 30</b>	
-1	37.96	6.11	2006964	46988	31.85	2006968-1	-
-2	23.04	6.11	2006964	46988	16.93	2006968-2	-
<b>2013341</b>	<b>USES U-JOINT KIT SPL55-4X</b>				<b>B = 1.50 - 35</b>	<b>D = 1.50 - 35</b>	
-1	45.96	7.03	53217	2017426	38.93	2013338-1	-
-2	27.72	7.03	53217	2017426	16.69	2013338-2	-
<b>2013342</b>	<b>USES U-JOINT KIT SPL70-4X</b>				<b>B = 1.50 - 35</b>	<b>D = 1.50 - 35</b>	
-1	48.87	7.51	53694	2017426	41.36	2013340-1	-
-2	26.63	7.51	53694	2017426	19.12	2013340-2	-
<b>2013443</b>	<b>USES U-JOINT KIT SPL55-4X</b>				<b>B = 1.50 - 35</b>	<b>D = 1.50 - 35</b>	
-1	45.96	7.03	53217	2017426	38.93	2013338-1	-
-2	23.72	7.03	53217	2017426	16.69	2013338-2	-
<b>2013558</b>	<b>USES U-JOINT KIT SPL70-4X</b>				<b>B = 1.50 - 35</b>	<b>D = 1.50 - 35</b>	
-1	48.57	7.03	2006099	2017426	41.54	2013554-1	-
-2	26.34	7.03	2006099	2017426	19.31	2013554-2	-
<b>2013563</b>	<b>USES U-JOINT KIT SPL70-4X</b>				<b>B = 1.50 - 35</b>	<b>D = 1.50 - 35</b>	
-1	48.57	7.03	2006099	2017426	41.54	2013554-1	2014835
-2	26.34	7.03	2006099	2017426	19.31	2013554-2	2014835
<b>2013564</b>	<b>USES U-JOINT KIT SPL55-4X</b>				<b>B = 1.50 - 35</b>	<b>D = 1.50 - 35</b>	
-1	45.96	7.03	53217	2017426	38.93	2013338-1	2014835
-2	23.72	7.03	53217	2017426	16.69	2013338-2	2014835

# FRONT AXLE SHAFTS

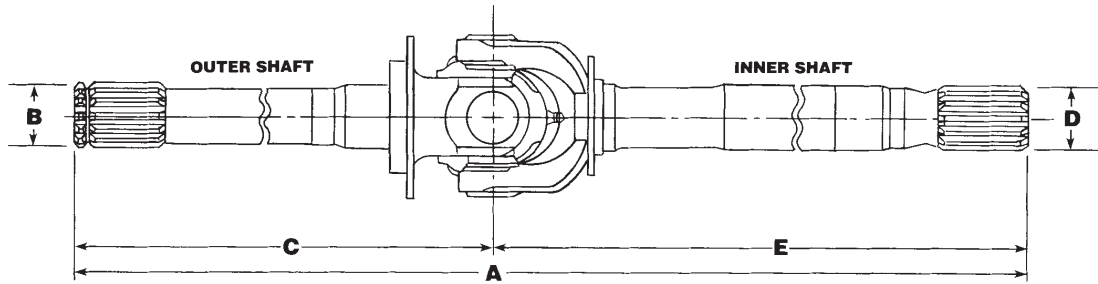
## Dimensions & Components

Axle Shaft Assy		Outer Shaft Spindle End			Inner Shaft Side Gear		
Complete Assembly Number	Overall Length	Length	Yoke Shaft Part Number	Tone Ring/Slinger/Seal	Length	Yoke Shaft Part Number	Slinger/Seal
	A	C			E		
<b>2013565</b>	<b>USES U-JOINT KIT SPL70-4X</b>			<b>B = 1.50 - 35</b>	<b>D = 1.50 - 35</b>		
-1	48.87	7.51	53694	2017426	41.36	2013340-1	2014835
-2	26.63	7.51	55694	2017426	19.12	2013340-2	2014835
<b>2014169</b>	<b>USES U-JOINT KIT 5-7166X</b>			<b>B = 1.29 - 32</b>	<b>D = 1.31 - 30</b>		
-1	26.06	6.30	2014171	-	19.76	2014170-1	-
-2	39.83	6.30	2014171	-	33.53	2014170-2	-
<b>2014616</b>	<b>USES U-JOINT KIT 5-7166X</b>			<b>B = 1.29 - 32</b>	<b>D = 1.17 - 27</b>		
-1	25.11	6.30	2014171	-	18.81	2014617-1	-
-2	40.83	6.30	2014171	-	34.53	2014617-2	-
<b>202616</b>	<b>USES U-JOINT KIT 5-260X</b>			<b>B = 1.12 - 10</b>	<b>D = 1.12 - 10</b>		
-1	21.59	8.22	2-82-161	-	13.37	27777-1X	-
-2	34.47	8.22	2-82-161	-	26.25	27777-2X	-
-3	24.84	8.22	2-82-161	-	16.62	27777-3X	-
-4	39.93	8.22	2-82-161	-	31.91	27777-4X	-
-11	40.75	8.22	2-82-161	-	32.53	27777-5X	-
-12	24.12	8.22	2-82-161	-	15.90	27777-6X	-
-14	43.84	8.22	2-82-161	-	35.62	27777-10X	-
-17	22.19	8.22	2-82-161	-	13.97	27777-7X	-
-18	34.83	8.22	2-82-161	-	26.61	27777-8X	-
<b>202819</b>	<b>USES U-JOINT KIT 5-260X</b>			<b>B = 1.25 - 19</b>	<b>D = 1.25 - 19</b>		
-4	44.62	8.62	2-82-181	-	36.00	27659-2X	-
-5	27.31	8.62	2-82-181	-	18.69	27659-3X	-
<b>203541</b>	<b>USES U-JOINT KIT 5-260X</b>			<b>B = 1.12 - 10</b>	<b>D = 1.25 - 19</b>		
-1	27.56	8.22	2-82-161	-	19.34	27660-1X	-
-2	43.56	8.22	2-82-161	-	35.34	27660-2X	-
-4	39.31	8.22	2-82-161	-	31.09	27660-4X	-
-10	26.22	8.22	2-82-161	-	18.00	27660-5X	-
-11	44.22	8.22	2-82-161	-	36.00	27660-6X	-
<b>205052</b>	<b>USES U-JOINT KIT 5-260X</b>			<b>B = 1.25 - 19</b>	<b>D = 1.25 - 19</b>		
-1	44.97	9.53	660118-1	-	35.44	27659-8X	-
-2	27.84	9.53	660118-1	-	18.31	27659-6X	-
<b>206032</b>	<b>USES U-JOINT KIT 5-260X</b>			<b>B = 1.25 - 19</b>	<b>D = 1.31 - 30</b>		
-1	27.53	9.53	660118-1	-	18.00	27656-1X	-
-2	45.15	9.53	660118-1	-	35.62	27656-2X	-
-3	44.47	9.53	660118-1	-	34.94	27656-9X	-
-4	28.34	9.53	660118-1	-	18.81	27656-10X	-
-5	27.29	9.53	660118-1	-	17.76	27656-5X	-
-6	45.53	9.53	660118-1	-	36.00	27656-6X	-
-8	46.50	9.53	660118-1	-	36.97	27656-8X	-
<b>20623</b>	<b>USES U-JOINT KIT 5-260X</b>			<b>B = 1.12 - 10</b>	<b>D = 1.12 - 10</b>		
-1X	34.47	8.22	2-82-161	-	26.25	27777-2X	-
-2X	21.59	8.22	2-82-161	-	13.37	27777-1X	-
-3X	40.19	8.22	2-82-161	-	31.97	27777-4X	-
-5X	40.75	8.22	2-82-161	-	32.53	27777-5X	-
-6X	24.13	8.22	2-82-161	-	15.91	27777-6X	-
-9X	34.83	8.22	2-82-161	-	26.61	27777-8X	-
-10X	22.19	8.22	2-82-161	-	13.97	27777-7X	-

# FRONT AXLE SHAFTS

## Dimensions & Components

Listed By Complete Assembly Number



Axle Shaft Assy		Outer Shaft Spindle End			Inner Shaft Side Gear		
Complete Assembly Number	Overall Length	Length	Yoke Shaft Part Number	Tone Ring/Slinger/Seal	Length	Yoke Shaft Part Number	Slinger/Seal
	A	C			E		
<b>207490</b>	<b>USES U-JOINT KIT 5-1350X</b>				<b>B = 1.25 - 19</b>	<b>D = 1.31 - 30</b>	
-1	28.06	10.06	3-82-411	-	18.00	660178-1	-
-2	45.69	10.06	3-82-411	-	35.63	660178-2	-
-3	45.00	10.06	3-82-411	-	34.94	660178-3	-
-4	28.87	10.06	3-82-411	-	18.81	660178-4	-
<b>209502</b>	<b>CV AXLE</b>				<b>B = 1.37 - 21</b>	<b>D = 1.50 - 23</b>	
-1	29.16	-	-	-	-	-	-
<b>27552</b>	<b>USES U-JOINT KIT 5-260X</b>				<b>B = 1.25 - 19</b>	<b>D = 1.31 - 30</b>	
-3X	28.03	9.72	36335	35975	18.31	27553-5X	35168
-4X	46.50	9.72	36335	35975	36.78	27553-6X	35168
-5X	27.48	9.72	36335	35975	17.76	27553-3X	35168
-6X	45.72	9.72	36335	35975	36.00	27553-15X	35168
<b>27607</b>	<b>USES U-JOINT KIT 5-260X</b>				<b>B = 1.25 - 19</b>	<b>D = 1.31 - 30</b>	
-1X	26.56	8.80	36281	35975	17.76	27553-3X	35168
-2X	45.05	8.80	36281	35975	36.25	27553-4X	35168
-3X	25.11	8.80	36281	35975	16.31	27553-16X	35168
-4X	31.11	8.80	36281	35975	22.31	27553-17X	35168
-5X	44.80	8.80	36281	35975	36.00	27553-15X	35168
<b>27731</b>	<b>USES U-JOINT KIT 5-760X</b>				<b>B = 1.25 - 19</b>	<b>D = 1.31 - 30</b>	
-1X	28.42	9.92	36363	36364	18.50	27902-1X	-
-2X	46.04	9.92	36363	36364	36.12	27902-2X	-
-7X	24.61	9.92	36363	36364	14.69	27902-19X	-
-8X	43.11	9.92	36363	36364	33.19	27902-20X	-
-9X	26.54	9.92	36363	36364	16.62	27902-21X	-
-10X	45.17	9.92	36363	36364	35.25	27902-22X	-
<b>27749</b>	<b>USES U-JOINT KIT 5-260X</b>				<b>B = 1.16 - 27</b>	<b>D = 1.31 - 30</b>	
-1X	23.50	8.72	2-82-1371	35975	14.78	27553-12X	35168
-2X	41.63	8.72	2-82-1371	35975	32.91	27553-13X	35168
<b>27984</b>	<b>USES U-JOINT KIT 5-260X</b>				<b>B = 1.16 - 27</b>	<b>D = 1.16 - 27</b>	
-1X	40.75	8.22	2-82-1391	-	32.53	27658-1X	-
-2X	24.13	8.22	2-82-1391	-	15.91	27658-2X	-
<b>28037</b>	<b>USES U-JOINT KIT 5-760X</b>				<b>B = 1.25 - 19</b>	<b>D = 1.31 - 30</b>	
-1X	43.63	9.72	620005	36364	33.91	27902-3X	-
-2X	28.63	9.72	620005	36364	18.91	27902-4X	-
-3X	28.03	9.72	620005	36364	18.31	27902-11X	-
-4X	46.50	9.72	620005	36364	36.78	27902-12X	-



# FRONT AXLE SHAFTS

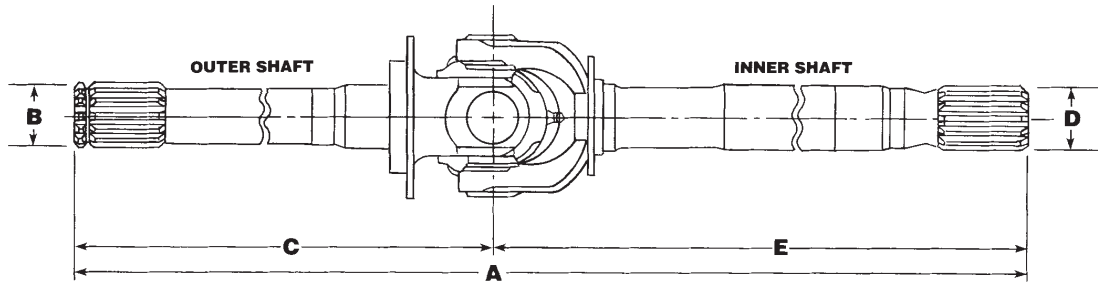
## Dimensions & Components

Axle Shaft Assy		Outer Shaft Spindle End			Inner Shaft Side Gear		
Complete Assembly Number	Overall Length	Length	Yoke Shaft Part Number	Tone Ring/Slinger/Seal	Length	Yoke Shaft Part Number	Slinger/Seal
	A	C			E		
<b>28037 (Continued)</b>	<b>USES U-JOINT KIT 5-760X</b>			<b>B = 1.25 - 19</b>		<b>D = 1.31 - 30</b>	
-8X	26.34	9.72	620005	36364	16.62	27902-21X	-
-9X	44.97	9.72	620005	36364	35.25	27902-22X	-
-10X	24.41	9.72	620005	36364	14.69	27902-19X	-
-11X	42.91	9.72	620005	36364	33.19	27902-20X	-
<b>28071</b>	<b>USES U-JOINT KIT 5-260X</b>			<b>B = 1.25 - 19</b>		<b>D = 1.31 - 30</b>	
-1X	37.66	9.72	36575	36364	27.94	27553-11X	35168
-2X	28.03	9.72	36575	36364	18.31	27553-5X	35168
<b>28079</b>	<b>USES U-JOINT KIT 5-260X</b>			<b>B = 1.16 - 27</b>		<b>D = 1.16 - 27</b>	
-4X	35.73	8.72	36617	36364	27.02	27941-4X	35168
-8X	37.41	8.72	36617	36364	28.69	27941-10X	35168
<b>28135</b>	<b>USES U-JOINT KIT 5-260X</b>			<b>B = 1.16 - 27</b>		<b>D = 1.16 - 27</b>	
-1X	40.75	8.22	2-82-1391	-	32.53	27658-1X	-
-2X	24.13	8.22	2-82-1391	-	15.91	27658-2X	-
<b>28142</b>	<b>USES U-JOINT KIT 5-260X</b>			<b>B = 1.12 - 10</b>		<b>D = 1.31 - 30</b>	
-1X	26.22	8.22	2-82-161	-	18.00	27656-1X	-
-2X	44.22	8.22	2-82-161	-	36.00	27656-6X	-
<b>28173</b>	<b>USES U-JOINT KIT 5-760X</b>			<b>B = 1.25 - 19</b>		<b>D = 1.31 - 30</b>	
-1X	26.56	8.80	36666	36364	17.76	27902-9X	-
-2X	45.05	8.80	36666	36364	36.25	27902-10X	-
-3X	40.92	8.80	36666	36364	32.12	27902-16X	-
-4X	31.92	8.80	36666	36364	23.12	27902-17X	-
-5X	26.94	8.80	36666	36364	18.14	27902-23X	-
-6X	44.44	8.80	36666	36364	35.64	27902-24X	-
-15X	25.71	8.80	36666	36364	16.91	27902-5X	-
-16X	45.91	8.80	36666	36364	37.11	27902-18X	-
-17X	21.78	8.80	36666	36364	12.98	27902-55X	-
-18X	36.05	8.80	36666	36364	27.25	27902-56X	-
<b>28179</b>	<b>USES U-JOINT KIT 5-260X</b>			<b>B = 1.16 - 27</b>		<b>D = 1.16 - 27</b>	
-1X	23.63	8.72	36617	36364	14.91	27941-1X	35168
-2X	41.75	8.72	36617	36364	33.03	27941-2X	35168
-3X	22.86	8.72	36617	36364	14.14	27941-3X	35168
-5X	22.94	8.72	36617	36364	15.22	27941-7X	35168
-6X	41.43	8.72	36617	36364	32.71	27941-8X	35168
-7X	24.54	8.72	36617	36364	15.82	27941-9X	35168
-8X	37.41	8.72	36617	36364	28.69	27941-10X	35168
<b>28360</b>	<b>USES U-JOINT KIT 5-260X</b>			<b>B = 1.25 - 19</b>		<b>D = 1.31 - 30</b>	
-1X	44.47	9.53	660118-1	-	34.94	27656-9X	-
-2X	28.34	9.53	660118-1	-	18.81	27656-10X	-
<b>28381</b>	<b>USES U-JOINT KIT 5-760X</b>			<b>B = 1.16 - 27</b>		<b>D = 1.31 - 30</b>	
-1X	23.50	8.72	36859	36364	14.78	27902-13X	-
-2X	41.63	8.72	36859	36364	32.91	27902-14X	-
-3X	26.86	8.72	36859	36364	18.14	27902-23X	-
-4X	44.36	8.72	36859	36364	35.64	27902-24X	-

# FRONT AXLE SHAFTS

## Dimensions & Components

Listed By Complete Assembly Number



Axle Shaft Assy		Outer Shaft Spindle End			Inner Shaft Side Gear		
Complete Assembly Number	Overall Length	Length	Yoke Shaft Part Number	Tone Ring/Slinger/Seal	Length	Yoke Shaft Part Number	Slinger/Seal
	A	C			E		
<b>28478</b>	<b>USES U-JOINT KIT 5-760X</b>			<b>B = 1.50 - 35</b>	<b>D = 1.31 - 30</b>		
-1X	23.49	6.59	36990	38414	16.90	27902-5X	-
-2X	43.69	6.59	36990	38414	37.10	27902-18X	-
-3X	22.70	6.59	36990	38414	16.11	27902-25X	-
-4X	43.09	6.59	36990	38414	36.50	27902-8X	-
-5X	42.00	6.59	36990	38414	35.41	27902-6X	-
-6X	26.50	6.59	36990	38414	19.91	27902-36X	-
<b>29508</b>	<b>USES U-JOINT KIT 5-760X</b>			<b>B = 1.25 - 19</b>	<b>D = 1.31 - 30</b>		
-1X	45.41	10.66	37951	36364	34.75	27902-35X	-
-2X	29.28	10.66	37951	36364	18.62	27902-31X	-
<b>29833</b>	<b>USES U-JOINT KIT 5-760X</b>			<b>B = 1.25 - 19</b>	<b>D = 1.31 - 30</b>		
-1X	28.44	9.94	38347	36364	18.50	27902-1X	-
-2X	46.07	9.94	38347	36364	36.13	27902-2X	-
-4X	43.13	9.94	38347	36364	33.19	27902-20X	-
-5X	26.56	9.94	38347	36364	16.62	27902-21X	-
-6X	45.19	9.94	38347	36364	35.25	27902-22X	-
<b>51737</b>	<b>USES U-JOINT KIT GKN CV</b>			<b>B = 1.16 - 27</b>	<b>D = 1.16 - 27</b>		
-2	24.31	-	-	-	-	-	-
-4	23.25	-	-	-	-	-	-
<b>659091</b>	<b>USES U-JOINT KIT 5-760X</b>			<b>B = 1.25 - 19</b>	<b>D = 1.31 - 30</b>		
-6	45.18	9.93	620134	36364	35.25	27902-22X	-
<b>660003</b>	<b>USES U-JOINT KIT 5-760X</b>			<b>B = 1.25 - 19</b>	<b>D = 1.31 - 30</b>		
-1	43.63	9.72	620005	36364	33.91	27902-3X	-
-2	28.63	9.72	620005	36364	18.91	27902-4X	-
-3	44.47	9.72	620005	36364	34.75	27902-35X	-
-4	28.34	9.72	620005	36364	18.62	27902-31X	-
-5	45.13	9.72	620005	36364	35.41	27902-6X	-
-6	29.63	9.72	620005	36364	19.91	27902-36X	-
-7	21.38	9.72	620005	36364	11.66	70017-3X	-
-8	22.92	9.72	620005	36364	13.20	70017-4X	-
-9	24.53	9.72	620005	36364	14.81	27902-28X	-
-10	28.53	9.72	620005	36364	18.81	27902-29X	-
-11	32.53	9.72	620005	36364	22.81	27902-30X	-
-13	26.53	9.72	620005	36364	16.81	27902-46X	-
-14	40.53	9.72	620005	36364	30.81	27902-47X	-

# FRONT AXLE SHAFTS

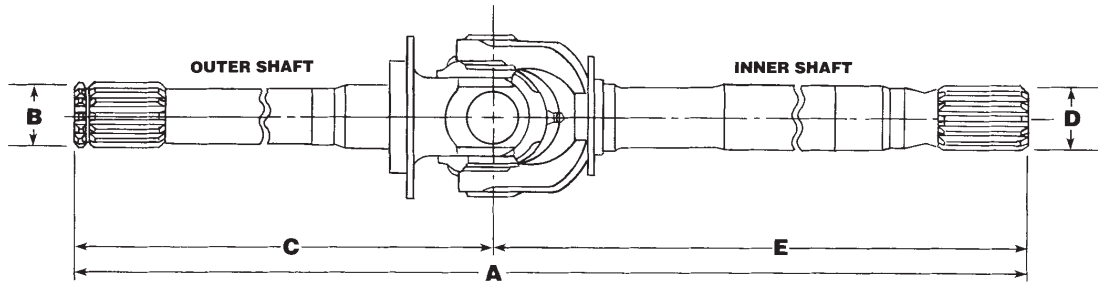
## Dimensions & Components

Axle Shaft Assy		Outer Shaft Spindle End			Inner Shaft Side Gear		
Complete Assembly Number	Overall Length	Length	Yoke Shaft Part Number	Tone Ring/Slinger/Seal	Length	Yoke Shaft Part Number	Slinger/Seal
	A	C			E		
<b>660029</b>	<b>USES U-JOINT KIT 5-260X</b>			<b>B = 1.25 - 19</b>	<b>D = 1.31 - 30</b>		
-1	37.66	9.72	620043	36364	27.94	27553-11X	35168
-2	28.03	9.72	620043	36364	18.31	27553-5X	35168
<b>660048</b>	<b>USES U-JOINT KIT SPL55-3X</b>			<b>B = 1.31 - 30</b>	<b>D = 1.50 - 35</b>		
-1	45.96	11.40	620085	37308	34.56	660182-10	-
-2	30.08	11.40	620085	37308	18.68	660182-10	-
-4	48.08	11.40	620085	37308	36.68	660182-36	-
-5	27.36	11.40	620085	37308	15.96	660182-1	-
<b>660091</b>	<b>USES U-JOINT KIT 5-760X</b>			<b>B = 1.25 - 19</b>	<b>D = 1.31 - 30</b>		
-3	24.54	9.93	620134	36364	14.61	27902-19X	-
-4	43.12	9.93	620134	36364	33.19	27902-20X	-
-5	26.56	9.93	620134	36364	16.63	27902-21X	-
-6	45.18	9.93	620134	36364	35.25	27902-22X	-
-9	42.05	9.93	620134	36364	32.12	27902-16X	-
-22	27.65	9.93	620134	36364	17.72	27902-50X	-
-23	44.10	9.93	620134	36364	34.17	27902-51X	-
-24	25.73	9.93	620134	36364	15.80	27902-52X	-
<b>660092</b>	<b>USES U-JOINT KIT 5-760X</b>			<b>B = 1.25 - 19</b>	<b>D = 1.31 - 30</b>		
-8	26.34	9.72	620137	36364	16.62	27902-21X	-
-9	44.97	9.72	620137	36364	35.25	27902-22X	-
-12	24.53	9.72	620137	36364	14.81	27902-28X	-
<b>660106</b>	<b>USES U-JOINT KIT 5-760X</b>			<b>B = 1.25 - 19</b>	<b>D = 1.31 - 30</b>		
-1	43.63	9.72	620160	36364	33.91	27902-3X	-
-2	28.63	9.72	620160	36364	18.91	27902-4X	-
-3	44.47	9.72	620160	36364	34.75	27902-35X	-
-4	28.34	9.72	620160	36364	18.62	27902-31X	-
<b>660124</b>	<b>USES U-JOINT KIT 5-760X</b>			<b>B = 1.25 - 19</b>	<b>D = 1.31 - 30</b>		
-1	43.63	9.72	620200	36364	33.91	27902-3X	-
-2	28.63	9.72	620200	36364	18.91	27902-4X	-
-3	44.47	9.72	620200	36364	34.75	27902-35X	-
-4	28.35	9.72	620200	36364	18.63	27902-31X	-
<b>660242</b>	<b>USES U-JOINT KIT 5-760X</b>			<b>B = 1.25 - 19</b>	<b>D = 1.37 - 31</b>		
-1	34.69	9.92	620348	36364	24.77	660265-1	-
<b>660243</b>	<b>USES U-JOINT KIT 5-760X</b>			<b>B = 1.25 - 19</b>	<b>D = 1.31 - 30</b>		
-3	25.64	9.92	620348	36364	15.72	660266-7	-
<b>660244</b>	<b>USES U-JOINT KIT 5-760X</b>			<b>B = 1.25 - 19</b>	<b>D = 1.37 - 31</b>		
-1	33.46	9.81	620356	36364	23.65	72112-2X	-
<b>660245</b>	<b>USES U-JOINT KIT 5-760X</b>			<b>B = 1.25 - 19</b>	<b>D = 1.31 - 30</b>		
-1	26.91	9.81	620356	36364	17.09	660266-8	-
<b>660246</b>	<b>USES U-JOINT KIT 5-1350X</b>			<b>B = 1.31 - 30</b>	<b>D = 1.37 - 30/31</b>		
-1	34.83	10.89	620364	37308	23.94	660268-1	-
<b>660247</b>	<b>USES U-JOINT KIT 5-1350X</b>			<b>B = 1.31 - 30</b>	<b>D = 1.31 - 30</b>		
-1	27.98	10.89	620364	37308	17.09	660269-1	-

# FRONT AXLE SHAFTS

## Dimensions & Components

Listed By Complete Assembly Number



Axle Shaft Assy		Outer Shaft Spindle End			Inner Shaft Side Gear		
Complete Assembly Number	Overall Length	Length	Yoke Shaft Part Number	Tone Ring/Slinger/Seal	Length	Yoke Shaft Part Number	Slinger/Seal
	A	C			E		
<b>660301</b>	<b>USES U-JOINT KIT 5-760X</b>				<b>B = 1.25 - 19</b>	<b>D = 1.31 - 30</b>	
-1	26.95	9.93	621063	36364	17.02	660266-3	-
-2	47.15	9.93	621063	36364	37.22	660266-4	-
-3	26.04	9.93	621063	36364	16.11	27902-25X	-
-4	46.43	9.93	621063	36364	36.50	27902-8X	-
<b>660426</b>	<b>USES U-JOINT KIT SPL55-3X</b>				<b>B = 1.31 - 30</b>	<b>D = 1.50 - 35</b>	
-1	46.86	11.41	620085	-	35.47	620604-1	-
-2	30.11	11.41	620085	-	18.72	660182-11	-
<b>660542</b>	<b>USES U-JOINT KIT SPL55-3X</b>				<b>B = 1.31 - 30</b>	<b>D = 1.50 - 35</b>	
-1	29.67	12.00	620938	-	17.67	660182-5	-
-2	47.08	12.00	620938	-	35.08	660182-6	-
<b>660599</b>	<b>USES U-JOINT KIT 5-760X</b>				<b>B = 1.25 - 19</b>	<b>D = 1.31 - 30</b>	
-1	26.94	9.92	621063	36364	17.02	27902-65X	-
-2	47.14	9.92	621063	36364	37.22	27902-66X	-
-3	26.03	9.92	621063	36364	16.11	27902-25X	-
-4	46.42	9.92	621063	36364	36.50	27902-8X	-
<b>70016</b>	<b>USES U-JOINT KIT 5-760X</b>				<b>B = 1.25 - 19</b>	<b>D = 1.31 - 30</b>	
-1X	34.69	9.93	38347	36364	24.76	70017-1X	-
-2X	24.11	9.93	38347	36364	14.18	70017-2X	-
<b>708060</b>	<b>USES U-JOINT KIT 5-760X</b>				<b>B = 1.41 - 33</b>	<b>D = 1.60 - 15</b>	
	26.39	6.77	49991	45942	19.62	80380-1	50382
<b>708061</b>	<b>USES U-JOINT KIT 5-760X</b>				<b>B = 1.41 - 33</b>	<b>D = 1.31 - 30</b>	
	26.89	6.77	49991	45942	20.12	80379-1	50382
<b>708063</b>	<b>USES U-JOINT KIT SPL55-3X</b>				<b>B = 1.41 - 33</b>	<b>D = 1.90 - 18</b>	
	26.18	7.39	49569	45520	18.79	80179-1	50381
<b>708064</b>	<b>USES U-JOINT KIT SPL55-3X</b>				<b>B = 1.41 - 33</b>	<b>D = 1.37 - 32</b>	
	26.52	7.39	49569	45520	19.13	80178-1	50381
<b>708189</b>	<b>USES U-JOINT KIT SPL55-3X</b>				<b>B = 1.41 - 33</b>	<b>D = 1.37 - 32</b>	
	45.78	7.39	49569	45520	38.39	80178-2	-
<b>71393</b>	<b>USES U-JOINT KIT 5-760X</b>				<b>B = 1.25 - 19</b>	<b>D = 1.37 - 31</b>	
-1X	34.69	9.92	39905	36364	24.77	660265-1	-
<b>71394</b>	<b>USES U-JOINT KIT 5-760X</b>				<b>B = 1.25 - 19</b>	<b>D = 1.31 - 30</b>	
-1X	25.61	9.92	39905	36364	15.69	27902-53X	-

# FRONT AXLE SHAFTS

## Dimensions & Components

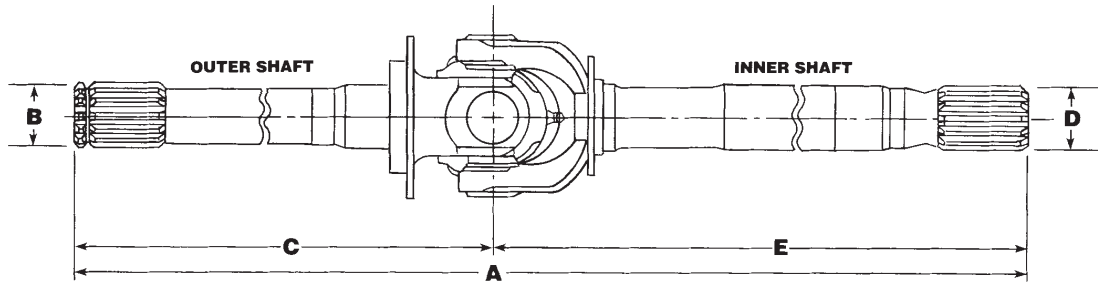
Axle Shaft Assy		Outer Shaft Spindle End			Inner Shaft Side Gear		
Complete Assembly Number	Overall Length	Length	Yoke Shaft Part Number	Tone Ring/Slinger/Seal	Length	Yoke Shaft Part Number	Slinger/Seal
	A	C			E		
<b>71395</b>	<b>USES U-JOINT KIT 5-760X</b>				<b>B = 1.25 - 19</b>	<b>D = 1.37 - 31</b>	
-1X	33.44	9.81	39906	36364	23.63	660265-2	-
<b>71396</b>	<b>USES U-JOINT KIT 5-760X</b>				<b>B = 1.25 - 19</b>	<b>D = 1.31 - 30</b>	
-1X	26.92	9.81	39906	36364	17.11	660266-8	-
<b>71457</b>	<b>USES U-JOINT KIT 5-760X</b>				<b>B = 1.25 - 19</b>	<b>D = 1.59 - 15</b>	
-1X	21.95	9.93	620134	36364	12.02	72706-1X	-
-2X	23.87	9.93	620134	36364	13.94	72706-2X	-
<b>71557</b>	<b>USES U-JOINT KIT 5-760X</b>				<b>B = 1.25 - 19</b>	<b>D = 1.59 - 15</b>	
-1X	21.95	9.93	620134	36364	12.02	72706-1X	-
-2X	23.87	9.93	620134	36364	13.94	72706-2X	-
<b>71628</b>	<b>USES U-JOINT KIT 5-760X</b>				<b>B = 1.25 - 19</b>	<b>D = 1.31 - 30</b>	
-1X	28.02	9.71	36503	36364	18.31	27902-11X	-
-2X	46.49	9.71	36503	36364	36.78	27902-12X	-
<b>71702</b>	<b>USES U-JOINT KIT 5-456X</b>				<b>B = 1.00 - 23</b>	<b>D = 1.19 - 28</b>	
-1X	26.91	7.66	40394	-	19.25	71693X	-
<b>71703</b>	<b>USES U-JOINT KIT 5-456X</b>				<b>B = 1.00 - 23</b>	<b>D = 1.00 - 23</b>	
-1X	21.42	7.66	40394	-	13.76	660548-2	-
<b>71859</b>	<b>USES U-JOINT KIT 5-260X</b>				<b>B = 1.16 - 27</b>	<b>D = 1.16 - 27</b>	
-1X	22.68	6.11	40611	40589	16.57	71860-1X	35168
-2X	38.52	6.11	40611	40589	32.41	71860-2X	35168
<b>72044</b>	<b>USES U-JOINT KIT 5-760X</b>				<b>B = 1.25 - 19</b>	<b>D = 1.37 - 31</b>	
-1X	34.69	9.92	39905	36364	24.77	72112-1X	-
<b>72045</b>	<b>USES U-JOINT KIT 5-760X</b>				<b>B = 1.25 - 19</b>	<b>D = 1.37 - 31</b>	
-1X	33.46	9.81	39906	36364	23.65	72112-2X	-
<b>72046</b>	<b>USES U-JOINT KIT 5-1350X</b>				<b>B = 1.31 - 30</b>	<b>D = 1.31 - 31</b>	
-1X	34.84	10.90	620364	37308	23.94	72114-1X	-
<b>72080</b>	<b>CV AXLECV</b>				<b>B = 1.03 - 32</b>	<b>D = 1.59 - 15</b>	
-1X	21.91	-	-	40589	-	-	-
<b>72081</b>	<b>CV AXLECV</b>				<b>B = 1.03 - 32</b>	<b>D = 1.17 - 27</b>	
-1X	22.69	-	-	40589	-	-	-
-2X	38.52	-	-	40589	-	-	-
<b>72146</b>	<b>USES U-JOINT KIT SPL55-3X</b>				<b>B = 1.31 - 30</b>	<b>D = 1.50 - 35</b>	
-1X	29.67	12.00	40955	37308	17.67	660182-5	-
-2X	47.08	12.00	40955	37308	35.08	660182-6	-
<b>72216</b>	<b>USES U-JOINT KIT 5-760X</b>				<b>B = 1.25 - 19</b>	<b>D = 1.37 - 31</b>	
-1X	33.45	9.80	39906	-	23.65	72112-2X	-
<b>72217</b>	<b>USES U-JOINT KIT 5-760X</b>				<b>B = 1.25 - 19</b>	<b>D = 1.31 - 30</b>	
-1X	26.91	9.80	39906	-	17.11	660266-8	-
<b>72218</b>	<b>USES U-JOINT KIT 5-760X</b>				<b>B = 1.25 - 19</b>	<b>D = 1.37 - 31</b>	
-1X	34.69	9.92	39905	-	24.77	72112-1X	-
<b>72219</b>	<b>USES U-JOINT KIT 5-760X</b>				<b>B = 1.25 - 19</b>	<b>D = 1.31 - 30</b>	
-1X	25.61	9.92	39905	-	15.69	660266-7	-



# FRONT AXLE SHAFTS

## Dimensions & Components

Listed By Complete Assembly Number



Axle Shaft Assy		Outer Shaft Spindle End			Inner Shaft Side Gear		
Complete Assembly Number	Overall Length	Length	Yoke Shaft Part Number	Tone Ring/Slinger/Seal	Length	Yoke Shaft Part Number	Slinger/Seal
	A	C			E		
<b>72324</b>	<b>USES U-JOINT KIT 5-260X</b>				<b>B = 1.16 - 27</b>	<b>D = 1.59 - 15</b>	
-1X	21.91	6.11	40611	40589	15.80	72904-1X	40615
<b>72467</b>	<b>USES U-JOINT KIT 5-760X</b>				<b>B = 1.25 - 19</b>	<b>D = 1.59 - 15</b>	
-1X	29.11	9.92	621063	36364	19.19	72706-3X	-
-2X	28.24	9.92	621063	36364	18.32	72706-4X	-
<b>72747</b>	<b>USES U-JOINT KIT 5-760X</b>				<b>B = 1.25 - 19</b>	<b>D = 1.21 - 28</b>	
-1X	29.05	9.92	41677	36364	19.13	29903-1X	-
-2X	45.42	9.92	41677	36364	35.50	660276-1	-
<b>72801</b>	<b>USES U-JOINT KIT 5-760X</b>				<b>B = 1.25 - 19</b>	<b>D = 1.31 - 30</b>	
-4X	44.10	9.93	620134	36364	34.17	72800-4X	-
<b>73111</b>	<b>USES U-JOINT KIT 5-760X</b>				<b>B = 1.25 - 19</b>	<b>D = 1.37 - 31</b>	
-1X	33.29	8.52	42350	36364	24.77	72112-1X	-
<b>73112</b>	<b>USES U-JOINT KIT 55-760X</b>				<b>B = 1.25 - 19</b>	<b>D = 1.31 - 30</b>	
-1X	24.21	8.52	42350	36364	15.69	27902-53X	-
<b>73411</b>	<b>USES U-JOINT KIT 5-760X</b>				<b>B = 1.18 - 27</b>	<b>D = 1.37 - 31</b>	
-2X	27.84	7.94	42569	36364	19.90	72112-4X	-
<b>73412</b>	<b>USES U-JOINT KIT 5-760X</b>				<b>B = 1.18 - 27</b>	<b>D = 1.18 - 27</b>	
-2X	21.21	7.94	42569	36364	13.27	73413-2X	-
<b>73578</b>	<b>USES U-JOINT KIT 5-760X</b>				<b>B = 1.25 - 19</b>	<b>D = 1.59 - 15</b>	
-1X	29.11	9.92	621063	36364	19.19	73579-1X	-
-2X	28.24	9.92	621063	36364	18.32	73579-2X	-
<b>73619</b>	<b>USES U-JOINT KIT 5-260X</b>				<b>B = 1.16 - 27</b>	<b>D = 1.16 - 27</b>	
-1X	22.68	6.11	40611	40589	16.57	73677-1X	43346
-2X	38.52	6.11	40611	40589	32.41	73677-2X	43346
-3X	22.68	6.11	40611	-	16.57	73677-1X	-
-4X	38.52	6.11	40611	-	32.41	73677-2X	43346
<b>73620</b>	<b>USES U-JOINT KIT 5-260X</b>				<b>B = 1.16 - 27</b>	<b>D = 1.59 - 15</b>	
-1X	21.91	6.11	40611	40589	15.80	73678X	43346
<b>73686</b>	<b>USES U-JOINT KIT 5-760X</b>				<b>B = 1.16 - 27</b>	<b>D = 1.16 - 27</b>	
-1X	22.69	6.11	43205	-	16.57	73684-1X	35168
-2X	38.52	6.11	43205	-	32.41	73684-2X	35168
<b>73708</b>	<b>USES U-JOINT KIT 5-760X</b>				<b>B = 1.16 - 27</b>	<b>D = 1.16 - 27</b>	
-1X	22.69	6.11	43205	-	16.57	73713-1X	-
-2X	38.52	6.11	43205	-	32.41	73713-2X	-

# FRONT AXLE SHAFTS

## Dimensions & Components

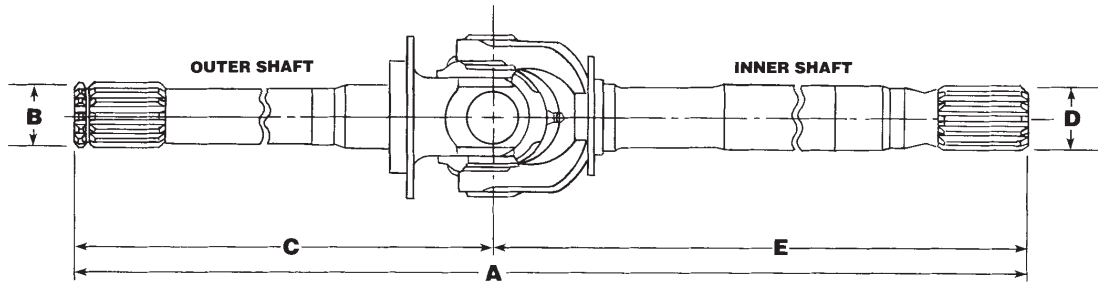
Axle Shaft Assy		Outer Shaft Spindle End			Inner Shaft Side Gear		
Complete Assembly Number	Overall Length	Length	Yoke Shaft Part Number	Tone Ring/Slinger/Seal	Length	Yoke Shaft Part Number	Slinger/Seal
	A	C			E		
<b>73897</b>	<b>USES U-JOINT KIT 5-760X</b>				<b>B = 1.16 - 27</b>	<b>D = 1.16 - 27</b>	
-1X	22.69	6.11	43205	-	16.57	73898-1X	-
-2X	38.52	6.11	43205	-	32.41	73898-2X	-
<b>73899</b>	<b>USES U-JOINT KIT 5-260X</b>				<b>B = 1.16 - 27</b>	<b>D = 1.59 - 15</b>	
-1X	22.69	6.11	40611	40589	16.57	73900-1X	-
-2X	38.52	6.11	40611	40589	32.41	73900-2X	-
<b>73901</b>	<b>USES U-JOINT KIT 5-260X</b>				<b>B = 1.16 - 27</b>	<b>D = 1.59 - 15</b>	
-1X	21.91	6.11	40611	40589	15.80	73902-1X	-
<b>73918</b>	<b>USES U-JOINT KIT CV AXLES</b>				<b>B = 1.17 - 27</b>	<b>D = 1.16 - 27</b>	
-1X	22.68	-	-	-	-	-	-
-2X	38.51	-	-	-	-	-	-
<b>74225</b>	<b>USES U-JOINT KIT 5-760X</b>				<b>B = 1.25 - 19</b>	<b>D = 1.59 - 15</b>	
-1X	28.90	9.71	36503	36364	19.19	73579-1X	-
<b>74236</b>	<b>USES U-JOINT KIT 5-760X</b>				<b>B = 1.25 - 19</b>	<b>D = 1.31 - 30</b>	
-1X	26.73	9.71	36503	36364	17.02	27902-65X	-
<b>74257</b>	<b>USES U-JOINT KIT 5-260X</b>				<b>B = 1.16 - 27</b>	<b>D = 1.16 - 27</b>	
-1X	22.89	6.11	40611	40589	16.57	73900-1X	43601
-2X	38.52	6.11	40611	40589	32.41	73900-2X	43601
<b>74258</b>	<b>USES U-JOINT KIT 5-260X</b>				<b>B = 1.16 - 27</b>	<b>D = 1.59 - 15</b>	
-1X	21.91	6.11	40611	40589	15.80	73902-1X	43601
<b>74286</b>	<b>USES U-JOINT KIT 5-760X</b>				<b>B = 1.16 - 27</b>	<b>D = 1.16 - 27</b>	
-1X	22.65	6.11	43205	-	16.54	73898-1X	-
-2X	38.51	6.11	43205	-	32.40	73898-2X	-
<b>74424</b>	<b>USES U-JOINT KIT SPL55-3X</b>				<b>B = 1.31 - 30</b>	<b>D = 1.50 - 35</b>	
-1X	27.57	11.40	44325	37308	16.17	74425-1X	-
-2X	48.37	11.40	44325	37308	36.97	74425-2X	-
<b>74445</b>	<b>USES U-JOINT KIT 5-1350X</b>				<b>B = 1.31 - 30</b>	<b>D = 1.36 - 31</b>	
-1X	34.84	10.90	44449	37308	23.94	72114-1X	-
<b>74446</b>	<b>USES U-JOINT KIT 5-1350X</b>				<b>B = 1.31 - 30</b>	<b>D = 1.31 - 30</b>	
-1X	28.01	10.90	44449	37308	17.11	660269-1	-
<b>74509</b>	<b>USES U-JOINT KIT SPL55-3X</b>				<b>B = 1.31 - 30</b>	<b>D = 1.50 - 35</b>	
-1X	27.57	11.40	44325	37308	16.17	74425-1X	-
-2X	48.37	11.40	44325	37308	36.97	74425-2X	-
<b>74592</b>	<b>USES U-JOINT KIT 5-760X</b>				<b>B = 1.16 - 27</b>	<b>D = 1.16 - 27</b>	
-1X	22.68	6.11	43205	-	16.57	73713-1X	-
-2X	38.51	6.11	43205	-	32.40	73713-2X	-
<b>74757</b>	<b>USES U-JOINT KIT 5-760X</b>				<b>B = 1.41 - 33</b>	<b>D = 1.60 - 15</b>	
-1X	26.39	6.77	74917X <sup>(41)</sup>	45942	19.61	74793-1X	-
<b>74758</b>	<b>USES U-JOINT KIT 5-760X</b>				<b>B = 1.41 - 33</b>	<b>D = 1.31 - 30</b>	
-1X	26.89	6.77	74917X <sup>(41)</sup>	45942	20.12	27902-72X	-
<b>74759</b>	<b>USES U-JOINT KIT 5-760X</b>				<b>B = 1.41 - 33</b>	<b>D = 1.60 - 15</b>	
-1X	26.38	6.77	74917X <sup>(41)</sup>	-	19.61	76815-1X	-

(41) 74917X comes with Tone Ring part number 45918

# FRONT AXLE SHAFTS

## Dimensions & Components

Listed By Complete Assembly Number



Axle Shaft Assy		Outer Shaft Spindle End			Inner Shaft Side Gear		
Complete Assembly Number	Overall Length	Length	Yoke Shaft Part Number	Tone Ring/Slinger/Seal	Length	Yoke Shaft Part Number	Slinger/Seal
	A	C			E		
<b>74760</b>	<b>USES U-JOINT KIT 5-760X</b>				<b>B = 1.41 - 33</b>	<b>D = 1.31 - 30</b>	
-1X	26.89	6.77	74917X <sup>(41)</sup>	-	20.12	76814-1X	-
<b>74813</b>	<b>USES U-JOINT KIT 5-760X</b>				<b>B = 1.25 - 19</b>	<b>D = 1.31 - 30</b>	
-1X	26.60	9.92	39905	-	15.68	27902-53X	-
<b>74820</b>	<b>USES U-JOINT KIT 5-760X</b>				<b>B = 1.25 - 19</b>	<b>D = 1.36 - 31</b>	
-1X	34.69	9.92	39905	-	24.77	72112-1X	-
<b>74931</b>	<b>USES U-JOINT KIT 5-760X</b>				<b>B = 1.16 - 27</b>	<b>D = 1.36 - 31</b>	
-1X	27.84	7.94	42569	-	19.90	72112-4X	-
<b>74932</b>	<b>USES U-JOINT KIT 5-760X</b>				<b>B = 1.16 - 27</b>	<b>D = 1.16 - 27</b>	
-1X	21.21	7.94	42569	-	13.27	73413-2X	-
<b>74933</b>	<b>USES U-JOINT KIT 5-760X</b>				<b>B = 1.16 - 27</b>	<b>D = 1.00 - 23</b>	
-1X	22.16	7.94	42569	-	14.22	74413-1X	-
<b>74934</b>	<b>USES U-JOINT KIT 5-1350X</b>				<b>B = 1.31 - 30</b>	<b>D = 1.36 - 31</b>	
-1X	34.83	10.89	44449	-	23.94	72114-1X	-
<b>74935</b>	<b>USES U-JOINT KIT 5-1350X</b>				<b>B = 1.31 - 30</b>	<b>D = 1.31 - 30</b>	
-1X	27.99	10.89	44449	-	17.10	660269-1	-
<b>75069</b>	<b>USES U-JOINT KIT 5-760X</b>				<b>B = 1.16 - 27</b>	<b>D = 1.60 - 15</b>	
-1X	21.91	6.11	43205	-	15.80	74032-1X	43346
<b>75240</b>	<b>USES U-JOINT KIT 5-760X</b>				<b>B = 1.16 - 27</b>	<b>D = 1.36 - 31</b>	
-1X	27.84	7.94	46242	-	19.90	72112-4X	-
<b>75241</b>	<b>USES U-JOINT KIT 5-760X</b>				<b>B = 1.16 - 27</b>	<b>D = 1.16 - 27</b>	
-1X	21.21	7.94	46242	-	13.27	73413-2X	-
<b>75242</b>	<b>USES U-JOINT KIT 5-760X</b>				<b>B = 1.16 - 27</b>	<b>D = 1.00 - 23</b>	
-1X	22.16	7.94	46242	-	14.22	74413-1X	-
<b>75525</b>	<b>USES U-JOINT KIT 5-760X</b>				<b>B = 1.16 - 27</b>	<b>D = 1.18 - 27</b>	
-1X	22.69	6.11	43205	44646	16.58	73898-1X	-
-2X	38.52	6.11	43205	44646	32.41	73898-2X	-
<b>75587</b>	<b>USES U-JOINT KIT 5-760X</b>				<b>B = 1.16 - 27</b>	<b>D = 1.16 - 27</b>	
-1X	22.68	6.11	43205	46988	16.57	73898-1X	-
<b>75588</b>	<b>USES U-JOINT KIT 5-760X</b>				<b>B = 1.16 - 27</b>	<b>D = 1.60 - 15</b>	
-1X	21.91	6.11	43205	46988	15.80	75527-1X	-

(41) 74917X comes with Tone Ring part number 45918

# FRONT AXLE SHAFTS

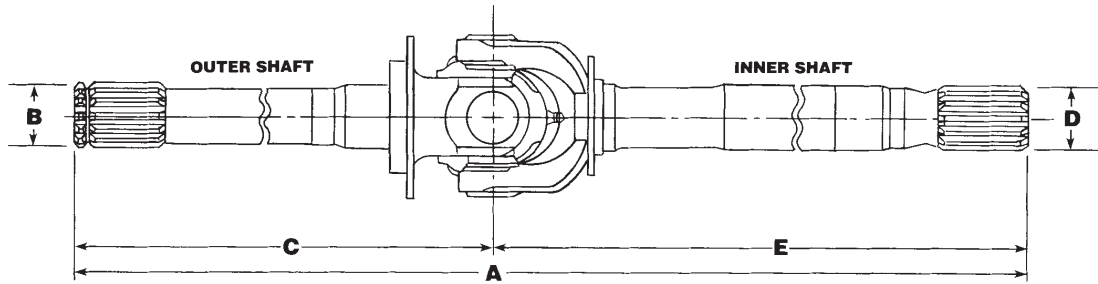
## Dimensions & Components

Axle Shaft Assy		Outer Shaft Spindle End			Inner Shaft Side Gear		
Complete Assembly Number	Overall Length	Length	Yoke Shaft Part Number	Tone Ring/Slinger/Seal	Length	Yoke Shaft Part Number	Slinger/Seal
	A	C			E		
<b>75589</b>	<b>USES U-JOINT KIT 5-760X</b>			<b>B = 1.16 - 27</b>	<b>D = 1.60 - 15</b>		
-1X	21.91	6.11	43205	-	15.80	75527-1X	-
<b>75590</b>	<b>USES U-JOINT KIT 5-760X</b>			<b>B = 1.16 - 27</b>	<b>D = 1.18 - 27</b>		
-1X	22.68	6.11	43205	-	16.57	73898-1X	-
-2X	38.51	6.11	43205	-	32.40	73898-2X	-
<b>75592X</b>	<b>USES U-JOINT KIT SPL55-3X</b>			<b>B = 1.41 - 33</b>	<b>D = 1.31 - 30</b>		
	25.65	7.06	46901	45520	18.59	75594X	-
<b>75632</b>	<b>USES U-JOINT KIT 5-760X</b>			<b>B = 1.16 - 27</b>	<b>D = 1.16 - 27</b>		
-1X	22.69	6.11	43205	46988	16.58	73898-1X	-
-2X	38.52	6.11	43205	46988	32.41	73898-2X	-
<b>75633</b>	<b>USES U-JOINT KIT 5-760X</b>			<b>B = 1.16 - 27</b>	<b>D = 1.60 - 15</b>		
-1X	21.91	6.11	43205	46988	15.80	75527-1X	-
<b>75638</b>	<b>USES U-JOINT KIT SPL55-3X</b>			<b>B = 1.41 - 33</b>	<b>D = 1.60 - 15</b>		
-1X	25.37	7.06	46901	45520	18.31	74752X	-
<b>75814</b>	<b>USES U-JOINT KIT 5-760X</b>			<b>B = 1.16 - 27</b>	<b>D = 1.16 - 27</b>		
-1X	22.68	6.11	43205	46988	16.57	73898-1X	46849
-2X	38.51	6.11	43205	46988	32.40	73898-2X	46849
<b>75815</b>	<b>USES U-JOINT KIT 5-760X</b>			<b>B = 1.16 - 27</b>	<b>D = 1.16 - 27</b>		
-1X	22.68	6.11	43205	44646	16.57	73898-1X	46849
-2X	38.51	6.11	43205	44646	32.40	73898-2X	46849
<b>76110</b>	<b>USES U-JOINT KIT SPL55-3X</b>			<b>B = 1.31 - 30</b>	<b>D = 1.31 - 30</b>		
-1X	46.52	9.39	2002692	54520	37.13	76111-1X	50381
-2X	25.28	9.39	2002692	54520	15.90	76111-2X	50381
<b>76150</b>	<b>USES U-JOINT KIT SPL55-3X</b>			<b>B = 1.31 - 30</b>	<b>D = 1.50 - 35</b>		
-1X	47.01	9.39	2002692	54520	37.62	76151-1X	50381
-2X	24.78	9.39	2002692	54520	15.39	76151-2X	50381
-3X	47.98	9.39	2002692	54520	38.59	76151-3X	50381
-4X	25.75	9.39	2002692	54520	16.36	76151-4X	50381
<b>76471X</b>	<b>USES U-JOINT KIT SPL55-3X</b>			<b>B = 1.41 - 33</b>	<b>D = 1.60 - 15</b>		
	25.36	7.05	46901	45520	18.31	74752X	-
<b>76472X</b>	<b>USES U-JOINT KIT SPL55-3X</b>			<b>B = 1.41 - 33</b>	<b>D = 1.31 - 30</b>		
	25.64	7.05	46901	45520	18.59	75594X	-
<b>76500</b>	<b>USES U-JOINT KIT 5-760X</b>			<b>B = 1.16 - 27</b>	<b>D = 1.18 - 27</b>		
-1X	40.11	6.08	47740	-	34.03	73898-3X	-
-2X	24.37	6.08	47740	-	18.29	73898-4X	-
<b>76627X</b>	<b>USES U-JOINT KIT SPL55-3X</b>			<b>B = 1.41 - 33</b>	<b>D = 1.60 - 15</b>		
	25.36	7.05	46901	45520	18.31	74752X	-
<b>76628X</b>	<b>USES U-JOINT KIT SPL55-3X</b>			<b>B = 1.41 - 33</b>	<b>D = 1.31 - 30</b>		
	25.64	7.05	46901	45520	18.59	75594X	-
<b>76659</b>	<b>USES U-JOINT KIT SPL55-4X</b>			<b>B = 1.31 - 30</b>	<b>D = 1.50 - 35</b>		
-1X	27.57	11.40	48903	-	16.17	76660-1X	-
-2X	48.37	11.40	48903	-	36.97	76660-2X	-

# FRONT AXLE SHAFTS

## Dimensions & Components

Listed By Complete Assembly Number



Axle Shaft Assy		Outer Shaft Spindle End			Inner Shaft Side Gear		
Complete Assembly Number	Overall Length	Length	Yoke Shaft Part Number	Tone Ring/Slinger/Seal	Length	Yoke Shaft Part Number	Slinger/Seal
	A	C			E		
<b>76812</b>	<b>USES U-JOINT KIT 5-760X</b>				<b>B = 1.41 - 33</b>	<b>D = 1.60 - 15</b>	
-1X	26.39	6.77	74917X <sup>(41)</sup>	45942	19.62	76815-1X	50382
<b>76813</b>	<b>USES U-JOINT KIT 5-760X</b>				<b>B = 1.41 - 33</b>	<b>D = 1.31 - 30</b>	
-1X	26.89	6.77	74917X <sup>(41)</sup>	45942	20.12	76814-1X	50382
<b>80126</b>	<b>USES U-JOINT KIT SPL55-3X</b>				<b>B = 1.41 - 33</b>	<b>D = 1.90 - 18</b>	
-1	26.18	7.00	49518	45520	19.18	80137-1	44505
<b>80127</b>	<b>USES U-JOINT KIT SPL55-3X</b>				<b>B = 1.41 - 33</b>	<b>D = 1.37 - 32</b>	
-1	26.52	7.00	49518	45520	19.52	80138-1	44505
<b>80156</b>	<b>USES U-JOINT KIT SPL55-3X</b>				<b>B = 1.41 - 33</b>	<b>D = 1.90 - 18</b>	
-1	6.18	7.39	80375 <sup>(42)</sup>	45520	18.79	80179-1	-
<b>80157</b>	<b>USES U-JOINT KIT SPL55-3X</b>				<b>B = 1.41 - 33</b>	<b>D = 1.37 - 32</b>	
-1	26.51	7.39	80375 <sup>(42)</sup>	45520	19.12	80178-1	-
-2	45.78	7.39	80375 <sup>(42)</sup>	45520	38.39	80178-2	-
<b>80381</b>	<b>USES U-JOINT KIT 5-760X</b>				<b>B = 1.41 - 33</b>	<b>D = 1.60 - 15</b>	
-1	26.39	6.77	49991	45942	19.62	80380-1	50382
<b>80382</b>	<b>USES U-JOINT KIT 5-760X</b>				<b>B = 1.41 - 33</b>	<b>D = 1.31 - 30</b>	
-1	26.89	6.77	49991	45942	20.12	80379-1	50382
<b>84378</b>	<b>USES U-JOINT KIT 5-760X</b>				<b>B = 1.16 - 27</b>	<b>D = 1.31 - 30</b>	
-1	37.96	6.11	43205	46988	31.85	84394-1	-
-2	23.04	6.11	43205	46988	16.93	84394-2	-
<b>84910</b>	<b>USES U-JOINT KIT SPL55-3X</b>				<b>B = 1.50 - 35</b>	<b>D = 1.50 - 35</b>	
-1	45.96	7.04	53217	2017426	38.92	84911-1	53877
-2	23.73	7.04	53217	2017426	16.69	84911-2	53877
<b>85059</b>	<b>USES U-JOINT KIT SPL55-3X</b>				<b>B = 1.50 - 35</b>	<b>D = 1.50 - 35</b>	
-1	34.59	11.35	53386	50381	23.24	2001484-1	53877
-2	53.96	11.35	53386	50381	42.61	2001484-2	53877
<b>85155</b>	<b>USES U-JOINT KIT SPL70-4X</b>				<b>B = 1.50 - 35</b>	<b>D = 1.50 - 35</b>	
-1	49.85	7.50	53694	2017426	42.35	84919-3	53877
-2	27.61	7.50	53694	2017426	20.11	84919-4	53877
-3	48.86	7.50	53694	2017426	41.36	84919-5	53877
-4	26.62	7.50	53694	2017426	19.12	84919-6	53877

(41) 74917X comes with Tone Ring part number 45918

(42) 80375 comes with Slinger part number 45520



# FRONT AXLE SHAFTS

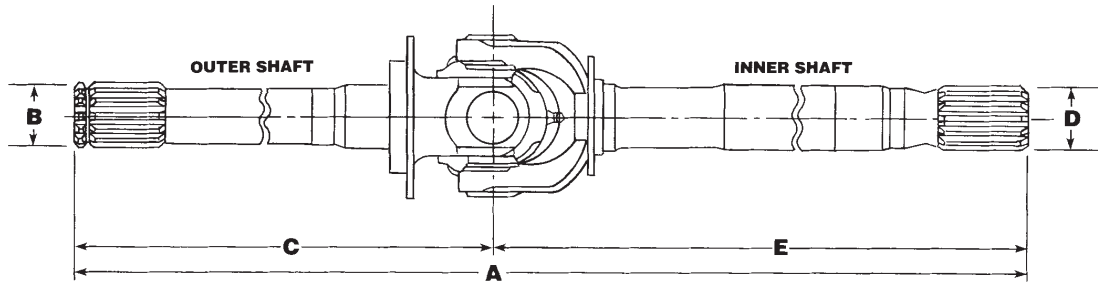
## Dimensions & Components

Axle Shaft Assy		Outer Shaft Spindle End			Inner Shaft Side Gear		
Complete Assembly Number	Overall Length	Length	Yoke Shaft Part Number	Tone Ring/Slinger/Seal	Length	Yoke Shaft Part Number	Slinger/Seal
	A	C			E		
<b>86002</b>	<b>USES U-JOINT KIT SPL55-4X</b>			<b>B = 1.30 - 30</b>	<b>D = 1.30 - 30</b>		
-1	46.52	9.39	2002692	54520	37.13	76111-1X	50381
-2	25.29	9.39	2002692	54520	15.90	76111-2X	50381
<b>86003</b>	<b>USES U-JOINT KIT SPL55-3X</b>			<b>B = 1.31 - 30</b>	<b>D = 1.50 - 35</b>		
-1	47.01	9.39	2002692	54520	37.62	76151-1X	50381
-2	24.78	9.39	2002692	54520	15.39	76151-2X	50381
-3	47.98	9.39	2002692	54520	38.59	76151-3X	50381
-4	25.75	9.39	2002692	54520	16.36	76151-4X	50381
<b>901258</b>	<b>USES U-JOINT KIT 5-260X</b>			<b>B = 1.12 - 10</b>	<b>D = 1.31 - 30</b>		
-1	26.22	8.22	2-82-161	-	18.00	27656-1X	-
<b>901463</b>	<b>USES U-JOINT KIT 5-260X</b>			<b>B = 1.25 - 19</b>	<b>D = 1.16 - 27</b>		
-1	37.78	9.72	2-82-1011	-	28.06	27657-1X	-
-2	28.16	9.72	2-82-1011	-	18.44	27657-2X	-
<b>901510</b>	<b>USES U-JOINT KIT 5-260X</b>			<b>B = 1.25 - 19</b>	<b>D = 1.31 - 30</b>		
-1	43.63	9.72	2-82-1011	-	33.91	27648-1X	-
-2	28.63	9.72	2-82-1011	-	18.91	27648-2X	-
<b>902252</b>	<b>USES U-JOINT KIT SPL55-3X</b>			<b>B = 1.50 - 35</b>	<b>D = 1.50 - 35</b>		
-1	35.22	11.03	3-82-591	-	24.19	660180-1	-
-2	50.97	11.03	3-82-591	-	39.94	660180-2	-
-10	33.53	11.03	3-82-591	-	22.50	660180-5	-
-11	50.53	11.03	3-82-591	-	39.50	660180-6	-
-19	46.40	11.03	3-82-591	-	35.37	660180-14	-
-20	29.40	11.03	3-82-591	-	18.37	660180-13	-
<b>902754</b>	<b>USES U-JOINT KIT 5-260X</b>			<b>B = 1.25 - 19</b>	<b>D = 1.16 - 27</b>		
-1	37.78	9.72	2-82-1121	35975	28.06	27657-1X	-
-2	28.16	9.72	2-82-1121	35975	18.44	27657-2X	-
<b>902811</b>	<b>USES U-JOINT KIT 5-260X</b>			<b>B = 1.25 - 19</b>	<b>D = 1.31 - 30</b>		
-1	43.62	9.72	2-82-1121	35975	33.91	27648-1X	-
-2	28.62	9.72	2-82-1121	35975	18.91	27648-2X	-
-3	27.22	9.72	2-82-1121	35975	17.50	27648-3X	-
-4	44.84	9.72	2-82-1121	35975	35.12	27648-4X	-
<b>903212</b>	<b>USES U-JOINT KIT 5-1350X</b>			<b>B = 1.25 - 19</b>	<b>D = 1.31 - 30</b>		
-1	27.63	9.16	3-82-431	-	18.47	660178-5	-
-2	46.13	9.16	3-82-431	-	36.97	660178-6	-
-3	26.91	9.16	3-82-431	-	17.75	660178-7	-
-4	45.16	9.16	3-82-431	-	36.00	660178-8	-
<b>903213</b>	<b>USES U-JOINT KIT 5-260X</b>			<b>B = 1.25 - 19</b>	<b>D = 1.31 - 30</b>		
-3	26.37	8.62	2-82-181	-	17.75	27656-5X	-
-4	44.62	8.62	2-82-181	-	36.00	27656-6X	-
<b>903670</b>	<b>USES U-JOINT KIT SPL55-3X</b>			<b>B = 1.37 - 21</b>	<b>D = 1.50 - 35</b>		
-1	29.34	11.03	3-82-461-1	-	18.31	660180-13	-
-2	46.41	11.03	3-82-461-1	-	35.38	660180-14	-
<b>904371</b>	<b>USES U-JOINT KIT 5-260X</b>			<b>B = 1.25 - 19</b>	<b>D = 1.31 - 30</b>		
-1	28.44	9.94	2-82-1221	35975	18.50	27553-7X	35168
-2	46.05	9.94	2-82-1221	35975	36.12	27553-8X	35168

# FRONT AXLE SHAFTS

## Dimensions & Components

Listed By Complete Assembly Number



Axle Shaft Assy		Outer Shaft Spindle End			Inner Shaft Side Gear		
Complete Assembly Number	Overall Length	Length	Yoke Shaft Part Number	Tone Ring/Slinger/Seal	Length	Yoke Shaft Part Number	Slinger/Seal
	A	C			E		
<b>904685</b>	<b>USES U-JOINT KIT 5-260X</b>			<b>B = 1.25 - 19</b>	<b>D = 1.31 - 30</b>		
-1	28.26	9.76	2-82-1171	35975	18.50	27553-7X	35168
-2	45.86	9.76	2-82-1171	35975	36.12	27553-8X	35168
<b>904686</b>	<b>USES U-JOINT KIT 5-260X</b>			<b>B = 1.25 - 19</b>	<b>D = 1.31 - 30</b>		
-3	27.22	9.72	2-82-1121	35975	17.50	27648-3X	35168
-4	44.84	9.72	2-82-1121	35975	35.12	27648-4X	35168
-5	43.68	9.72	2-82-1121	35975	33.96	27553-1X	35168
-6	28.63	9.72	2-82-1121	35975	18.91	27553-2X	35168
-7	28.03	9.72	2-82-1121	35975	18.31	27553-5X	35168
-9	37.66	9.72	2-82-1121	35975	27.94	27553-11X	35168
<b>905192</b>	<b>USES U-JOINT KIT 5-260X</b>			<b>B = 1.16 - 27</b>	<b>D = 1.16 - 27</b>		
-1	23.63	8.72	2-82-1371	35975	14.91	27941-1X	35168
-2	41.75	8.72	2-82-1371	35975	33.03	27941-2X	35168
-5	22.86	8.72	2-82-1371	35975	14.14	27941-3X	35168
-6	35.73	8.72	2-82-1371	35975	27.01	2-82-1381-6	35168
<b>905298</b>	<b>USES U-JOINT KIT 5-260X</b>			<b>B = 1.06 - 27</b>	<b>D = 1.16 - 27</b>		
-1	40.75	8.22	2-82-1391	37308	32.53	27658-1X	-
-2	24.13	8.22	2-82-1391	37308	15.91	27658-2X	-
<b>907396</b>	<b>USES U-JOINT KIT 5-1350X</b>			<b>B = 1.25 - 19</b>	<b>D = 1.31 - 30</b>		
-1	43.93	10.06	3-82-411	-	33.87	660183-1	-
-2	29.56	10.06	3-82-411	-	19.50	660183-2	-
<b>907967</b>	<b>USES U-JOINT KIT SPL55-3X</b>			<b>B = 1.31 - 30</b>	<b>D = 1.50 - 35</b>		
-1	27.97	12.00	40955	37308	15.97	660182-1	-
-2	47.20	12.00	40955	37308	35.20	660182-2	-
-3	33.16	12.00	40955	37308	21.16	660182-3	-
-4	56.53	12.00	40955	37308	44.53	660182-4	-
-5	29.67	12.00	40955	37308	17.67	660182-5	-
-11	28.94	12.00	40955	37308	16.94	660182-34	-
-12	26.44	12.00	40955	37308	14.44	660182-12	-
-16	44.06	12.00	40955	37308	32.06	660182-26	-
-18	36.72	12.00	40955	37308	24.72	660182-30	-
-21	46.56	12.00	40955	37308	34.56	660182-10	-
-22	29.25	12.00	40955	37308	17.25	660182-21	-
-23	47.50	12.00	40955	37308	35.50	660182-22	-

# FRONT AXLE SHAFTS

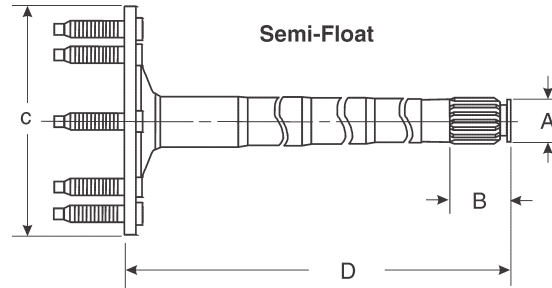
## Dimensions & Components

Axle Shaft Assy		Outer Shaft Spindle End			Inner Shaft Side Gear		
Complete Assembly Number	Overall Length	Length	Yoke Shaft Part Number	Tone Ring/Slinger/Seal	Length	Yoke Shaft Part Number	Slinger/Seal
	A	C			E		
<b>909033</b>	<b>USES U-JOINT KIT 5-1350X</b>			<b>B = 1.25 - 19</b>	<b>D = 1.31 - 30</b>		
-1	30.31	11.30	3-82-841	36364	19.01	660179-1	-
-2	44.50	11.30	3-82-841	36364	33.20	660179-2	-
<b>909218</b>	<b>USES U-JOINT KIT SPL55-3X</b>			<b>B = 1.50 - 35</b>	<b>D = 1.50 - 35</b>		
-1	27.96	12.00	3-82-871	37308	15.96	660182-1	-
-2	47.20	12.00	3-82-871	37308	35.20	660182-2	-
-7	29.67	12.00	3-82-871	37308	17.67	660182-5	-
-8	47.07	12.00	3-82-871	37308	35.07	660182-6	-
-11	30.68	12.00	3-82-871	37308	18.68	660182-11	-
-15	46.56	12.00	3-82-871	37308	34.56	660182-10	-

# REAR AXLE SHAFTS

## Dimensions & Components

Listed By Length



Length of Flange Face to End of Shaft	Complete Shaft Assy. Part Number	Spline Dia. & Number of Teeth	Spline Length	Flange Diameter	Bolt Circle	Number of Bolts	Float
D		A	B	C			
20.06	26762-3X	1.31 - 30	1.81	7.06	5.50	5	SEMI
20.31	706028-1X	1.31 - 30	1.81	7.06	5.50	5	SEMI
22.20	26762-19X	1.31 - 30	1.81	7.06	5.50	5	SEMI
22.20	35488-19	1.31 - 30	1.81	7.06	5.50	5	SEMI
22.20	706028-10X	1.31 - 30	1.81	7.06	5.50	5	SEMI
22.78	28497-3X	1.31 - 30	1.81	7.06	5.50	6	SEMI
22.78	706092-3X	1.31 - 30	1.81	7.06	5.50	6	SEMI
22.93	71017-3X	1.50 - 35	1.62	6.00	4.50	8	SEMI
23.06	29699-2X	1.50 - 35	1.62	6.00	4.50	5	SEMI
23.31	706028-8X	1.31 - 30	1.81	7.06	5.50	5	SEMI
23.32	26762-21X	1.31 - 30	1.81	7.06	5.50	5	SEMI
24.11	29700-2X	1.50 - 35	1.62	6.00	4.50	5	SEMI
24.30	71017-4X	1.50 - 35	1.62	6.00	4.50	8	SEMI
24.69	26762-5X	1.31 - 30	1.81	7.06	5.50	5	SEMI
24.69	706028-9X	1.31 - 30	1.81	7.06	5.50	5	SEMI
25.23	26762-6X	1.31 - 30	1.81	7.06	5.50	5	SEMI
25.24	706092-1X	1.31 - 30	1.81	7.06	5.50	6	SEMI
25.29	72903-2X	1.31 - 30	1.81	7.06	5.50	5	SEMI
25.58	26762-1X	1.31 - 30	1.81	7.06	5.50	5	SEMI
25.87	34551-3	1.31 - 30	1.81	4.50	3.72	8	SEMI
25.96	26762-2X	1.31 - 30	1.81	7.06	5.50	5	SEMI
26.15	26762-22X	1.31 - 30	1.81	7.06	5.50	5	SEMI
26.93	71017-1X	1.50 - 35	1.62	6.00	4.50	8	SEMI
26.94	26762-20X	1.31 - 30	1.81	7.06	5.50	5	SEMI
26.94	706028-7X	1.31 - 30	1.81	7.06	5.50	5	SEMI
27.06	29699-1X	1.50 - 35	1.62	6.00	4.50	5	SEMI
27.34	26762-31X	1.31 - 30	1.81	7.06	5.50	5	SEMI
27.44	28497-9X	1.31 - 30	1.81	7.06	5.50	6	SEMI
27.91	28497-14X	1.31 - 30	1.81	7.06	5.50	6	SEMI
28.04	26821-1X	1.31 - 30	1.81	7.06	5.50	5	SEMI
28.11	29700-1X	1.50 - 35	1.62	6.00	4.50	5	SEMI
28.22	71667-2X	1.50 - 35	1.81	7.06	5.50	6	SEMI
28.26	706162-2X	1.31 - 30	1.81	7.06	5.50	5	SEMI
28.28	25833X	1.50 - 23	1.62	6.00	4.50	8	SEMI
28.28	26748X	1.50 - 35	1.62	6.00	4.50	5	SEMI
28.30	71017-2X	1.50 - 35	1.62	6.00	4.50	8	SEMI
28.31	26762-14X	1.31 - 30	1.81	7.06	5.50	5	SEMI
28.78	26860-1X	1.50 - 35	1.81	7.06	5.50	5	SEMI
28.78	35508-1	1.50 - 35	1.81	7.06	5.50	5	SEMI
28.79	72903-1X	1.31 - 30	1.81	7.06	5.50	5	SEMI
28.81	28597-7X	1.31 - 30	1.81	7.06	5.50	6	SEMI

# REAR AXLE SHAFTS

## Dimensions & Components

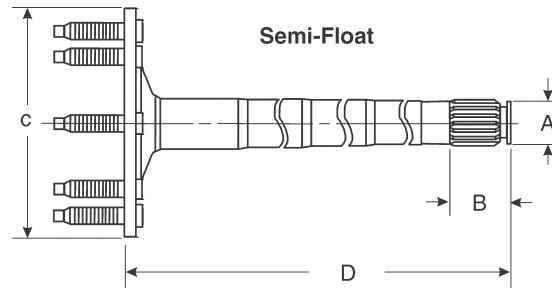
Length of Flange Face to End of Shaft	Complete Shaft Assy. Part Number	Spline Dia. & Number of Teeth	Spline Length	Flange Diameter	Bolt Circle	Number of Bolts	Float
D		A	B	C			
28.81	706092-6X	1.31 - 30	1.81	7.06	5.50	6	SEMI
28.85	72900-1X	1.25 - 27	1.50	-	4.50	5	SEMI
28.85	72912-1X	1.18 - 27	1.50	5.94	4.50	5	SEMI
28.85	73107-1X	1.25 - 27	1.50	-	4.50	5	SEMI
28.85	73422-1X	1.18 - 27	1.50	5.94	4.50	5	SEMI
29.04	73624-1X	1.18 - 27	1.38	5.94	4.50	5	SEMI
29.04	73879-1X	1.18 - 27	1.38	5.94	4.50	5	SEMI
29.04	74356-1X	1.18 - 27	1.38	5.94	4.50	5	SEMI
29.04	74789-1X	1.18 - 27	1.38	5.94	4.50	5	SEMI
29.05	85234-1	1.18 - 27	1.37	5.91	4.50	5	SEMI
29.05	85235-1	1.18 - 27	1.37	5.91	4.50	5	SEMI
29.06	26717X	1.50 - 35	1.62	6.00	4.50	5	SEMI
29.06	26748-1X	1.50 - 35	1.62	6.00	4.50	5	SEMI
29.20	75786-2X	1.31 - 30	1.81	5.94	4.50	5	SEMI
29.21	84277-2	1.31 - 30	1.81	5.91	4.50	5	SEMI
29.21	84377-2	1.31 - 30	1.81	5.91	4.50	5	SEMI
29.21	85233-2	1.31 - 30	1.81	5.91	4.50	5	SEMI
29.21	85326-2	1.31 - 30	1.81	5.91	4.50	5	SEMI
29.21	85945-2	1.31 - 30	1.81	5.91	4.50	5	SEMI
29.22	71667-1X	1.50 - 35	1.81	7.06	5.50	6	SEMI
29.24	26762-18X	1.31 - 30	1.81	7.06	5.50	5	SEMI
29.25	706028-6X	1.31 - 30	1.81	7.06	5.50	5	SEMI
29.25	73499-2X	1.31 - 30	1.81	5.94	4.50	5	SEMI
29.26	74871-1X	1.31 - 30	1.80	5.94	4.50	5	SEMI
29.27	22006X	1.31 - 30	1.81	6.72	5.50	6	SEMI
29.28	76786-1X	1.31 - 30	1.80	5.91	4.50	5	SEMI
29.34	76454-1X	1.31 - 30	2.76	6.50	5.00	5	SEMI
29.47	26762-8X	1.31 - 30	1.81	7.06	5.50	5	SEMI
29.53	24810X	1.31 - 30	1.81	7.06	5.50	5	SEMI
29.53	25984-1X	1.31 - 30	1.81	7.06	5.50	5	SEMI
29.54	72384-1X	1.31 - 30	1.81	5.85	4.75	5	SEMI
29.56	74555-2X	1.31 - 30	1.81	5.87	4.75	5	SEMI
29.59	23244X	1.31 - 30	1.81	6.72	5.50	6	SEMI
29.63	72499-1X	1.18 - 27	1.50	6.16	4.50	5	SEMI
29.66	25834X	1.50 - 23	1.62	6.00	4.50	5	SEMI
29.66	26749X	1.50 - 35	1.62	6.00	4.50	5	SEMI
29.70	75786-1X	1.31 - 30	1.81	5.94	4.50	5	SEMI
29.71	85233-1	1.31 - 30	1.81	5.91	4.50	5	SEMI
29.71	85326-1	1.31 - 30	1.81	5.91	4.50	5	SEMI
29.74	73499-1X	1.31 - 30	1.81	5.94	4.50	5	SEMI
29.77	24820X	1.31 - 30	1.81	7.06	5.50	5	SEMI
29.78	25984-2X	1.31 - 30	1.81	7.06	5.50	5	SEMI
29.81	706092-5X	1.31 - 30	1.81	7.06	5.50	6	SEMI
29.94	84377-1	1.31 - 30	1.81	5.91	4.50	5	SEMI
29.94	85945-1	1.31 - 30	1.81	5.91	4.50	5	SEMI
29.98	80666-1	1.18 - 27	2.60	5.91	4.50	5	SEMI
29.98	84372-1	1.18 - 27	2.60	5.91	4.50	5	SEMI
30.09	26170X	1.31 - 30	1.81	6.72	5.50	6	SEMI
30.09	26171X	1.31 - 30	1.81	6.72	5.50	6	SEMI
30.11	26718X	1.50 - 35	1.62	6.00	4.50	5	SEMI
30.11	27438X	1.50 - 35	1.62	6.00	4.50	8	SEMI
30.13	26821-2X	1.31 - 30	1.81	7.06	5.50	5	SEMI



# REAR AXLE SHAFTS

## Dimensions & Components

### Listed By Length



Length of Flange Face to End of Shaft	Complete Shaft Assy. Part Number	Spline Dia. & Number of Teeth	Spline Length	Flange Diameter	Bolt Circle	Number of Bolts	Float
D		A	B	C			
30.13	35455-2	1.31 - 30	1.81	7.06	5.50	5	SEMI
30.25	74871-2X	1.31 - 30	1.80	5.94	4.50	5	SEMI
30.25	76467-3X	1.18 - 27	2.56	6.50	5.00	5	SEMI
30.27	76786-2X	1.31 - 30	1.80	5.91	4.50	5	SEMI
30.28	25175X	1.31 - 30	1.81	7.06	5.50	5	SEMI
30.34	76454-3X	1.31 - 30	2.76	6.50	5.00	5	SEMI
30.35	706162-3X	1.31 - 30	1.81	7.06	5.50	5	SEMI
30.35	72900-2X	1.25 - 27	1.50	-	4.50	5	SEMI
30.35	72912-2X	1.18 - 27	1.50	5.94	4.50	5	SEMI
30.35	73107-2X	1.25 - 27	1.50	-	4.50	5	SEMI
30.35	73422-2X	1.18 - 27	1.50	5.94	4.50	5	SEMI
30.45	28497-13X	1.31 - 30	1.81	7.06	5.50	6	SEMI
30.50	72384-2X	1.31 - 30	1.81	5.85	4.75	5	SEMI
30.51	2001425-2	1.37 - 32	1.18	5.63	4.50	6	SEMI
30.51	2022436-2	1.37 - 32	1.18	5.63	4.50	6	SEMI
30.52	74555-1X	1.31 - 30	1.81	5.87	4.75	5	SEMI
30.54	73624-2X	1.18 - 27	1.38	5.94	4.50	5	SEMI
30.54	73879-2X	1.18 - 27	1.38	5.94	4.50	5	SEMI
30.54	74356-2X	1.18 - 27	1.38	5.94	4.50	5	SEMI
30.54	74789-2X	1.18 - 27	1.38	5.94	4.50	5	SEMI
30.54	85234-2	1.18 - 27	1.37	5.91	4.50	5	SEMI
30.54	85235-2	1.18 - 27	1.37	5.91	4.50	5	SEMI
30.59	23243X	1.31 - 30	1.81	7.06	5.50	6	SEMI
30.65	706746-1X	1.50 - 35	1.66	8.00	6.50	8	SEMI
30.65	706846-1X	1.50 - 35	1.66	8.00	6.50	8	SEMI
30.65	70867-1X	1.50 - 35	1.66	8.00	6.50	8	SEMI
30.66	706846-5X	1.50 - 35	1.66	8.00	6.50	8	SEMI
30.66	70867-15X	1.50 - 35	1.66	8.00	6.50	8	SEMI
30.66	70867-5X	1.50 - 35	1.66	8.00	6.50	8	SEMI
30.83	2004448-2	1.18 - 27	1.97	6.50	5.00	5	SEMI
30.94	26821-3X	1.31 - 30	1.81	7.06	5.50	5	SEMI
30.94	35455-3	1.31 - 30	1.81	7.06	5.50	5	SEMI
31.05	70867-7X	1.50 - 35	1.66	8.00	6.50	8	SEMI
31.08	27436X	1.50 - 35	1.62	6.00	4.50	8	SEMI
31.09	2017796-2	1.25 - 29	1.73	6.25	4.72	6	SEMI
31.10	70867-11X	1.50 - 35	1.66	8.00	6.50	8	SEMI
31.11	70165-1X	1.31 - 30	1.81	7.06	5.50	5	SEMI
31.11	70386-1X	1.31 - 30	1.81	7.06	5.50	5	SEMI
31.11	70416-1X	1.31 - 30	1.81	7.06	5.50	5	SEMI
31.11	706587-1X	1.31 - 30	1.81	7.06	5.50	5	SEMI
31.11	706647-1X	1.31 - 30	1.81	7.06	5.50	5	SEMI
31.11	71025-1X	1.31 - 30	1.81	7.06	5.50	5	SEMI

# REAR AXLE SHAFTS

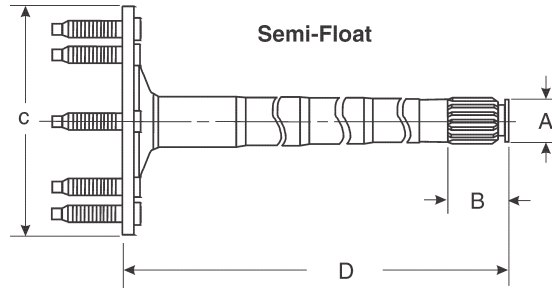
## Dimensions & Components

Length of Flange Face to End of Shaft	Complete Shaft Assy. Part Number	Spline Dia. & Number of Teeth	Spline Length	Flange Diameter	Bolt Circle	Number of Bolts	Float
D		A	B	C			
31.18	2004785-2	1.37 - 32	1.81	6.50	5.00	5	SEMI
31.18	2004785-4	1.37 - 32	2.06	6.50	5.00	5	SEMI
31.18	85605-1	1.37 - 32	1.81	5.63	4.50	6	SEMI
31.21	36041	1.31 - 30	1.81	6.37	5.00	5	SEMI
31.24	2017793-2	1.37 - 32	2.09	6.25	4.72	6	SEMI
31.27	22005X	1.31 - 30	1.81	6.72	5.50	6	SEMI
31.33	2001425-1	1.37 - 32	1.18	5.63	4.50	6	SEMI
31.34	2022436-1	1.37 - 32	1.18	5.63	4.50	6	SEMI
31.34	72499-2X	1.18 - 27	1.50	6.16	4.50	5	SEMI
31.34	76454-4X	1.31 - 30	2.76	6.50	5.00	5	SEMI
31.36	2007075-1	1.50 - 35	2.14	7.81	6.50	8	SEMI
31.36	76002-1X	1.50 - 35	1.65	7.98	6.50	8	SEMI
31.41	706746-3X	1.50 - 35	1.66	8.00	6.50	8	SEMI
31.41	75344-1X	1.50 - 35	1.65	8.05	6.50	8	SEMI
31.42	706846-17X	1.50 - 35	1.66	8.00	6.50	8	SEMI
31.42	70867-17X	1.50 - 35	1.66	8.00	6.50	8	SEMI
31.42	70867-3X	1.50 - 35	1.66	8.00	6.50	8	SEMI
31.44	26762-17X	1.31 - 30	1.81	7.06	5.50	5	SEMI
31.48	80666-2	1.18 - 27	2.58	5.91	4.50	5	SEMI
31.48	84372-2	1.18 - 27	2.58	5.91	4.50	5	SEMI
31.49	70867-13X	1.50 - 35	1.66	8.00	6.50	8	SEMI
31.49	70867-14X	1.50 - 35	1.66	8.00	6.50	8	SEMI
31.67	26762-7X	1.31 - 30	1.81	7.06	5.50	5	SEMI
31.68	28497-2X	1.31 - 30	1.81	7.06	5.50	6	SEMI
31.69	706092-2X	1.31 - 30	1.81	7.06	5.50	6	SEMI
31.74	76467-4X	1.18 - 27	2.56	6.50	5.00	5	SEMI
31.85	35455-4	1.31 - 30	1.81	7.06	5.50	5	SEMI
31.87	26821-4X	1.31 - 30	1.81	7.06	5.50	5	SEMI
31.89	2004449-1	1.31 - 30	1.97	6.50	5.00	5	SEMI
31.89	2004449-2	1.31 - 30	1.97	6.50	5.00	5	SEMI
31.93	70867-8X	1.50 - 35	1.66	8.00	6.50	8	SEMI
32.04	706162-1X	1.31 - 30	1.81	7.06	5.50	5	SEMI
32.33	76454-2X	1.31 - 30	2.76	6.50	5.00	5	SEMI
32.40	2017793-1	1.37 - 32	2.09	6.25	4.72	6	SEMI
32.45	28597-12X	1.31 - 30	1.81	7.06	5.50	6	SEMI
32.54	2004785-3	1.37 - 32	1.81	6.50	5.00	5	SEMI
32.54	2004785-5	1.37 - 32	1.81	6.50	5.00	5	SEMI
32.61	70165-2X	1.31 - 30	1.81	7.06	5.50	5	SEMI
32.61	70386-2X	1.31 - 30	1.81	7.06	5.50	5	SEMI
32.61	70416-2X	1.31 - 30	1.81	7.06	5.50	5	SEMI
32.61	70417-2X	1.31 - 30	1.81	7.06	5.50	5	SEMI
32.61	706587-2X	1.31 - 30	1.81	7.06	5.50	5	SEMI
32.61	706647-2X	1.31 - 30	1.81	7.06	5.50	5	SEMI
32.61	71025-2X	1.31 - 30	1.81	7.06	5.50	5	SEMI
32.64	2017796-1	1.25 - 29	1.73	6.25	4.72	6	SEMI
32.76	70867-12X	1.50 - 35	1.66	8.00	6.50	8	SEMI
32.83	2004448-1	1.18 - 27	1.97	6.50	5.00	5	SEMI
33.18	706746-2X	1.50 - 35	1.66	8.00	6.50	8	SEMI
33.19	706846-2X	1.50 - 35	1.66	8.00	6.50	8	SEMI
33.19	70867-2X	1.50 - 35	1.66	8.00	6.50	8	SEMI
33.20	706846-6X	1.50 - 35	1.66	8.00	6.50	8	SEMI
33.20	70867-16X	1.50 - 35	1.66	8.00	6.50	8	SEMI

# REAR AXLE SHAFTS

## Dimensions & Components

### Listed By Length

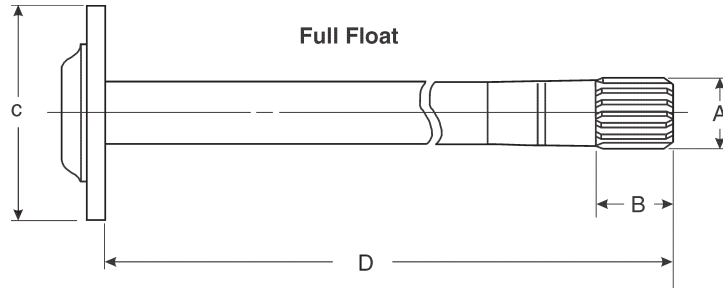


Length of Flange Face to End of Shaft	Complete Shaft Assy. Part Number	Spline Dia. & Number of Teeth	Spline Length	Flange Diameter	Bolt Circle	Number of Bolts	Float
D		A	B	C			
33.20	70867-6X	1.50 - 35	1.66	8.00	6.50	8	SEMI
33.36	2001809-2	1.37 - 32	1.18	6.55	5.50	6	SEMI
33.36	2006070-2	1.37 - 32	1.18	6.55	5.50	6	SEMI
33.36	2022435-2	1.37 - 32	1.18	6.55	5.50	6	SEMI
33.53	84489-3	1.42 - 33	2.21	7.81	6.50	8	SEMI
33.95	2001019-3	1.50 - 35	2.14	7.81	5.50	5	SEMI
34.03	2005994-1	1.37 - 32	1.81	6.55	5.50	6	SEMI
34.03	2022452-1	1.37 - 32	1.81	6.55	5.50	6	SEMI
34.03	84776-1	1.37 - 32	1.81	6.55	5.50	6	SEMI
34.08	2007075-2	1.50 - 35	2.14	7.81	6.50	8	SEMI
34.08	76002-2X	1.50 - 35	1.65	7.98	6.50	8	SEMI
34.12	706746-4X	1.50 - 35	1.66	8.00	6.50	8	SEMI
34.12	706846-4X	1.50 - 35	1.66	8.00	6.50	8	SEMI
34.13	75344-2X	1.50 - 35	1.65	8.05	6.50	8	SEMI
34.14	28497-4X	1.31 - 30	1.81	7.06	5.50	6	SEMI
34.14	70867-18X	1.50 - 35	1.66	8.00	6.50	8	SEMI
34.14	70867-4X	1.50 - 35	1.66	8.00	6.50	8	SEMI
34.22	2018449	1.50 - 35	2.14	7.81	6.50	8	SEMI
34.22	2019774	1.50 - 35	2.14	7.81	6.50	8	SEMI
34.24	2001809-1	1.37 - 32	1.18	6.55	5.50	6	SEMI
34.24	2022435-1	1.37 - 32	1.18	6.55	5.50	6	SEMI
34.47	26762-9X	1.31 - 30	1.81	7.06	5.50	5	SEMI
34.47	706028-11X	1.31 - 30	1.81	7.06	5.50	5	SEMI
34.70	2006070-1	1.37 - 32	1.65	6.55	5.50	6	SEMI
34.78	26860-2X	1.50 - 35	1.81	7.06	5.50	5	SEMI
34.78	35508-2	1.50 - 35	1.81	7.06	5.50	5	SEMI
34.86	84489-4	1.42 - 33	2.21	7.81	6.50	8	SEMI

# REAR AXLE SHAFTS

## Dimensions & Components

Listed By Length

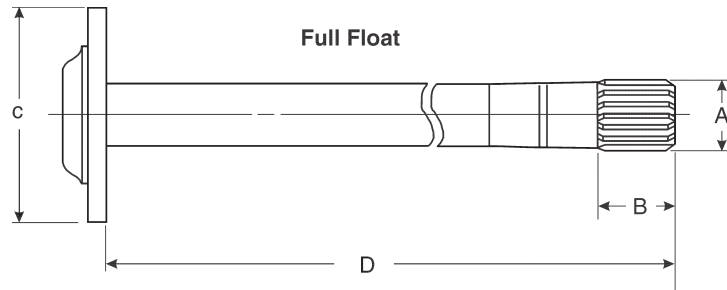


Length of Flange Face to End of Shaft D	Complete Shaft Assy. Part Number	Spline Dia. & Number of Teeth A	Spline Length B	Flange Diameter C	Bolt Circle	Number of Bolts	Float
21.96	34887-30A	1.31 - 30	1.81	4.75	3.96	8	FULL
23.25	34887-23	1.31 - 30	1.81	4.75	3.96	8	FULL
30.34	31494-8	1.31 - 30	1.81	4.50	3.72	8	FULL
31.12	34887-1	1.31 - 30	1.81	4.75	3.96	8	FULL
31.12	35467-1	1.31 - 30	1.81	4.75	3.96	8	FULL
31.22	34887-13	1.31 - 30	1.81	4.75	3.96	8	FULL
31.22	35953-5	1.31 - 30	1.81	4.75	3.96	8	FULL
31.22	38378-3	1.31 - 30	1.81	4.74	3.96	8	FULL
31.22	43965-2	1.31 - 30	1.81	4.73	3.96	8	FULL
31.47	34887-4	1.31 - 30	1.81	4.75	3.96	8	FULL
31.83	35091-19	1.50 - 35	1.62	4.74	3.96	8	FULL
32.22	38378-5	1.31 - 30	1.81	4.74	3.96	8	FULL
32.81	31494-5	1.31 - 30	1.81	4.50	3.72	8	FULL
33.25	35445-1	1.31 - 16	1.81	4.75	3.96	8	FULL
33.25	35467-6	1.31 - 30	1.81	4.75	3.96	8	FULL
33.25	37560-1	1.31 - 30	1.81	4.75	3.96	8	FULL
33.35	41100-2	1.50 - 35	1.63	4.47	3.56	8	FULL
33.69	30282-1	1.31 - 16	1.81	4.75	3.96	8	FULL
33.77	37560-3	1.31 - 30	1.81	4.75	3.96	8	FULL
33.78	36113-23	1.50 - 35	1.62	4.75	3.96	8	FULL
33.78	41100-3	1.50 - 35	1.63	4.47	3.56	8	FULL
33.87	34887-3	1.31 - 30	1.81	4.75	3.96	8	FULL
34.12	36113-7	1.50 - 35	1.62	4.75	3.96	8	FULL
34.17	35953	1.31 - 30	1.81	4.75	3.96	8	FULL
34.17	39260-2	1.31 - 30	1.81	4.75	3.96	8	FULL
34.17	43965-1	1.31 - 30	1.81	4.73	3.96	8	FULL
34.21	38378-1	1.31 - 30	1.81	4.74	3.96	8	FULL
34.22	34887-14	1.31 - 30	1.81	4.75	3.96	8	FULL
34.22	34887-6	1.31 - 30	1.81	4.75	3.96	8	FULL
34.24	35091-29	1.50 - 35	1.62	4.74	3.96	8	FULL
34.24	43811-1	1.37 - 32	1.62	4.72	3.96	8	FULL
34.44	48302-1	1.37 - 32	1.81	4.86	4.07	8	FULL
34.51	39260-4	1.31 - 30	1.81	4.75	3.96	8	FULL
34.56	35445-2	1.31 - 16	1.81	4.75	3.96	8	FULL
34.56	35467-3	1.31 - 30	1.81	4.75	3.96	8	FULL
34.62	39260-1	1.31 - 30	1.81	4.75	3.96	8	FULL
34.75	31494-1	1.31 - 30	1.81	4.50	3.72	8	FULL
34.85	36113-21	1.50 - 35	1.62	4.75	3.96	8	FULL
34.92	43811-16	1.37 - 32	1.62	4.72	3.96	8	FULL
34.99	39260-7	1.31 - 30	1.81	4.75	3.96	8	FULL
35.01	33318-1	1.50 - 23	1.62	5.19	4.38	6	FULL
35.05	34414-1	1.50 - 23	1.62	4.75	3.97	8	FULL

# REAR AXLE SHAFTS

## Dimensions & Components

Listed By Length



Length of Flange Face to End of Shaft	Complete Shaft Assy. Part Number	Spline Dia. & Number of Teeth	Spline Length	Flange Diameter	Bolt Circle	Number of Bolts	Float
D		A	B	C			
35.05	35468-1	1.50 - 23	1.62	4.75	3.96	8	FULL
35.05	36113-1	1.50 - 35	1.62	4.75	3.96	8	FULL
35.44	41100-6	1.50 - 35	1.63	4.47	3.56	8	FULL
35.64	35953-3	1.31 - 30	1.81	4.75	3.96	8	FULL
35.66	52033-3	1.50 - 35	1.75	4.51	3.56	8	FULL
35.76	35091-11	1.50 - 35	1.62	4.74	3.96	8	FULL
35.78	32987-1	1.31 - 30	1.81	4.75	4.00	6	FULL
35.81	31494-10	1.31 - 30	1.81	4.50	3.72	8	FULL
35.83	39260-3	1.31 - 30	1.81	4.75	3.96	8	FULL
35.91	35103-1	1.50 - 35	1.62	5.25	4.37	6	FULL
36.07	36113-22	1.50 - 35	1.62	4.75	3.96	8	FULL
36.09	35091-1	1.50 - 35	1.62	4.74	3.96	8	FULL
36.19	47037-1	1.58 - 37	1.74	5.12	4.25	8	FULL
36.20	36166-1	1.50 - 35	1.62	4.75	3.96	8	FULL
36.49	37560-4	1.31 - 30	1.81	4.75	3.96	8	FULL
36.49	41100-7	1.50 - 35	1.63	4.47	3.56	8	FULL
36.50	45553-3	1.50 - 35	1.74	4.74	3.96	8	FULL
36.65	45553-1	1.50 - 35	1.74	4.74	3.96	8	FULL
36.71	43811-12	1.37 - 32	1.62	4.72	3.96	8	FULL
36.76	43965-4	1.31 - 30	1.81	4.73	3.96	8	FULL
36.80	35953-2	1.31 - 30	1.81	4.75	3.96	8	FULL
36.85	37560-2	1.31 - 30	1.81	4.75	3.96	8	FULL
36.86	48302-4	1.37 - 32	1.81	4.86	4.07	8	FULL
36.93	43811-3	1.37 - 32	1.62	4.72	3.96	8	FULL
36.94	35091-4	1.50 - 35	1.62	4.74	3.96	8	FULL
37.04	52033-4	1.48 - 35	1.55	4.51	3.56	8	FULL
37.10	32987-3	1.31 - 30	1.81	4.75	4.00	6	FULL
37.22	35953-6	1.31 - 30	1.81	4.75	3.96	8	FULL
37.22	38378-4	1.31 - 30	1.81	4.74	3.96	8	FULL
37.22	39260-5	1.31 - 30	1.81	4.75	3.96	8	FULL
37.22	43965-3	1.31 - 30	1.81	4.73	3.96	8	FULL
37.31	35091-28	1.50 - 35	1.62	4.74	3.96	8	FULL
37.38	47847-3	1.50 - 35	1.62	4.88	4.02	8	FULL
37.39	2002496-3	1.50 - 35	1.63	4.88	4.02	8	FULL
37.40	36113-27	1.50 - 35	1.62	4.75	3.96	8	FULL
37.40	43811-4	1.37 - 32	1.62	4.72	3.96	8	FULL
37.42	36113-5	1.50 - 35	1.62	4.75	3.96	8	FULL
37.47	34887-5	1.30 - 30	1.81	4.75	3.96	8	FULL
37.47	36113-8	1.50 - 35	1.62	4.75	3.96	8	FULL
37.64	43811-17	1.37 - 32	1.62	4.72	3.96	8	FULL
37.67	42442-1	1.50 - 35	1.75	5.17	4.33	8	FULL
37.67	43286-1	1.50 - 35	1.75	5.17	4.33	8	FULL



# REAR AXLE SHAFTS

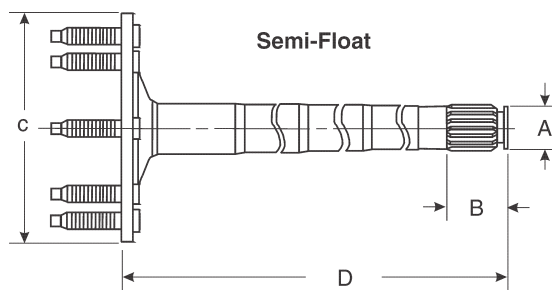
## Dimensions & Components

Length of Flange Face to End of Shaft	Complete Shaft Assy. Part Number	Spline Dia. & Number of Teeth	Spline Length	Flange Diameter	Bolt Circle	Number of Bolts	Float
D		A	B	C			
37.67	43651-1	1.58 - 37	1.75	5.17	4.33	8	FULL
37.71	39260-8	1.31 - 30	1.81	4.75	3.93	8	FULL
37.83	35091-17	1.50 - 35	1.62	4.74	3.96	8	FULL
37.91	36113-18	1.50 - 35	1.62	4.75	3.96	8	FULL
38.49	43811-21	1.37 - 32	1.62	4.72	3.96	8	FULL
38.64	35091-9	1.50 - 35	1.62	4.74	3.96	8	FULL
38.64	35953-1	1.31 - 30	1.81	4.75	3.96	8	FULL
38.67	43286-2	1.50 - 35	1.75	5.17	4.33	8	FULL
38.67	43651-2	1.58 - 37	1.75	5.17	4.33	8	FULL
38.74	2002496-4	1.50 - 35	1.63	4.88	4.02	8	FULL
38.74	47847-4	1.50 - 35	1.62	4.88	4.02	8	FULL
38.81	31494-6	1.31 - 30	1.81	4.50	3.72	8	FULL
38.88	47847-1	1.50 - 35	1.62	4.88	4.02	8	FULL
38.89	2002496-1	1.50 - 35	1.63	4.88	4.02	8	FULL
38.92	41100-4	1.50 - 35	1.63	4.47	3.56	8	FULL
38.96	52033-7	1.50 - 35	1.75	4.50	3.56	8	FULL
39.00	45553-2	1.50 - 35	1.74	4.74	3.96	8	FULL
39.02	2002496-5	1.50 - 35	1.63	4.88	4.02	8	FULL
39.02	47847-5	1.50 - 35	1.62	4.88	4.02	8	FULL
39.05	36113-24	1.50 - 35	1.62	4.75	3.96	8	FULL
39.28	47037-2	1.58 - 37	1.74	5.12	4.25	8	FULL
39.29	50291-1	1.58 - 37	1.74	5.12	4.25	8	FULL
39.34	41100-5	1.50 - 35	1.63	4.47	3.56	8	FULL
39.44	35091-10	1.50 - 35	1.62	4.74	3.96	8	FULL
39.44	36113-17	1.50 - 35	1.62	4.75	3.96	8	FULL
39.44	43811-6	1.37 - 32	1.62	4.72	3.96	8	FULL
39.65	46930-3	1.50 - 35	1.62	4.74	3.96	8	FULL
39.69	36453-1	1.50 - 35	1.62	4.47	3.56	8	FULL
39.69	41100-1	1.50 - 35	1.63	4.47	3.56	8	FULL
40.05	46930-1	1.50 - 35	1.62	4.74	3.96	8	FULL
40.07	47852-1	1.58 - 37	1.75	6.07	5.22	8	FULL
40.12	34887-2	1.31 - 30	1.81	4.75	3.96	8	FULL
40.12	35467-2	1.31 - 30	1.81	4.75	3.96	8	FULL
40.19	36113-19	1.50 - 35	1.62	4.75	3.96	8	FULL
40.24	2002496-2	1.50 - 35	1.63	4.88	4.02	8	FULL
40.24	47847-2	1.50 - 35	1.62	4.88	4.02	8	FULL
40.30	36113-25	1.50 - 35	1.62	4.75	3.96	8	FULL
40.35	52033-8	1.50 - 35	1.75	4.50	3.56	8	FULL
40.38	2002496-6	1.50 - 35	1.63	4.88	4.02	8	FULL
40.38	47847-6	1.50 - 35	1.62	4.88	4.02	8	FULL
40.75	36113-28	1.50 - 35	1.62	4.75	3.96	8	FULL
40.75	43811-7	1.37 - 32	1.62	4.72	3.96	8	FULL
40.77	36113-6	1.50 - 35	1.62	4.75	3.96	8	FULL
41.31	31494-9	1.31 - 30	1.81	4.50	3.72	8	FULL
41.51	35091-12	1.50 - 35	1.62	4.74	3.96	8	FULL
41.64	35953-4	1.31 - 30	1.81	4.75	3.96	8	FULL
41.84	43811-22	1.37 - 32	1.62	4.72	3.96	8	FULL
42.47	46930-2	1.50 - 35	1.62	4.74	3.96	8	FULL
42.79	35091-20	1.50 - 35	1.62	4.74	3.96	8	FULL
43.00	46930-4	1.50 - 35	1.62	4.75	3.96	8	FULL
43.58	35091-18	1.50 - 35	1.62	4.74	3.96	8	FULL
44.57	35467-5	1.31 - 30	1.81	4.75	3.96	8	FULL

# REAR AXLE SHAFTS

## Dimensions & Components

Listed By Part Number



Complete Shaft Assy. Part Number	Length of Flange Face to End of Shaft	Spline Dia. & Number of Teeth	Spline Length	Flange Diameter	Bolt Circle	Number of Bolts	Float
	D	A	B	C			
22005X	31.27	1.31 - 30	1.81	6.72	5.50	6	SEMI
22006X	29.27	1.31 - 30	1.81	6.72	5.50	6	SEMI
23243X	30.59	1.31 - 30	1.81	7.06	5.50	6	SEMI
23244X	29.59	1.31 - 30	1.81	6.72	5.50	6	SEMI
24810X	29.53	1.31 - 30	1.81	7.06	5.50	5	SEMI
24820X	29.73	1.31 - 30	1.81	7.06	5.50	5	SEMI
25175X	30.28	1.31 - 30	1.81	7.06	5.50	5	SEMI
25833X	28.28	1.50 - 23	1.62	6.00	4.50	8	SEMI
25834X	29.66	1.50 - 23	1.62	6.00	4.50	5	SEMI
25984-1X	29.53	1.31 - 30	1.81	7.06	5.50	5	SEMI
25984-2X	29.78	1.31 - 30	1.81	7.06	5.50	5	SEMI
26170X	30.09	1.31 - 30	1.81	6.72	5.50	6	SEMI
26171X	30.09	1.31 - 30	1.81	6.72	5.50	6	SEMI
26717X	29.06	1.50 - 35	1.62	6.00	4.50	5	SEMI
26718X	30.11	1.50 - 35	1.62	6.00	4.50	5	SEMI
26748-1X	29.06	1.50 - 35	1.62	6.00	4.50	5	SEMI
26748X	28.28	1.50 - 35	1.62	6.00	4.50	5	SEMI
26749X	29.66	1.50 - 35	1.62	6.00	4.50	5	SEMI
26762-1X	25.58	1.31 - 30	1.81	7.06	5.50	5	SEMI
26762-2X	25.96	1.31 - 30	1.81	7.06	5.50	5	SEMI
26762-3X	20.06	1.31 - 30	1.81	7.06	5.50	5	SEMI
26762-5X	24.69	1.31 - 30	1.81	7.06	5.50	5	SEMI
26762-6X	25.23	1.31 - 30	1.81	7.06	5.50	5	SEMI
26762-7X	31.67	1.31 - 30	1.81	7.06	5.50	5	SEMI
26762-8X	29.47	1.31 - 30	1.81	7.06	5.50	5	SEMI
26762-9X	34.47	1.31 - 30	1.81	7.06	5.50	5	SEMI
26762-14X	28.31	1.31 - 30	1.81	7.06	5.50	5	SEMI
26762-17X	31.44	1.31 - 30	1.81	7.06	5.50	5	SEMI
26762-18X	29.24	1.31 - 30	1.81	7.06	5.50	5	SEMI
26762-19X	22.20	1.31 - 30	1.81	7.06	5.50	5	SEMI
26762-20X	26.94	1.31 - 30	1.81	7.06	5.50	5	SEMI
26762-21X	23.32	1.31 - 30	1.81	7.06	5.50	5	SEMI
26762-22X	26.15	1.31 - 30	1.81	7.06	5.50	5	SEMI
26762-31X	27.34	1.31 - 30	1.81	7.06	5.50	5	SEMI
26821-1X	28.04	1.31 - 30	1.81	7.06	5.50	5	SEMI
26821-2X	30.13	1.31 - 30	1.81	7.06	5.50	5	SEMI
26821-3X	30.94	1.31 - 30	1.81	7.06	5.50	5	SEMI
26821-4X	31.87	1.31 - 30	1.81	7.06	5.50	5	SEMI
26860-1X	28.78	1.50 - 35	1.81	7.06	5.50	5	SEMI
26860-2X	34.78	1.50 - 35	1.81	7.06	5.50	5	SEMI
27436X	31.08	1.50 - 35	1.62	6.00	4.50	8	SEMI
27438X	30.11	1.50 - 35	1.62	6.00	4.50	8	SEMI

# REAR AXLE SHAFTS

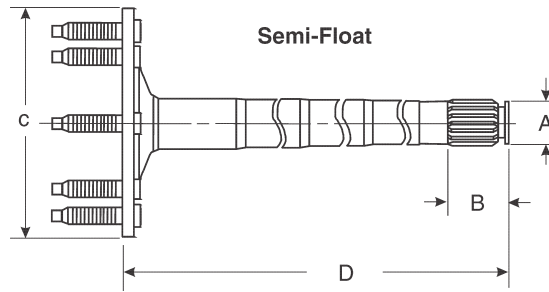
## Dimensions & Components

Complete Shaft Assy. Part Number	Length of Flange Face to End of Shaft	Spline Dia. & Number of Teeth	Spline Length	Flange Diameter	Bolt Circle	Number of Bolts	Float
	D	A	B	C			
28497-2X	31.68	1.31 - 30	1.81	7.06	5.50	6	SEMI
28497-3X	22.78	1.31 - 30	1.81	7.06	5.50	6	SEMI
28497-4X	34.14	1.31 - 30	1.81	7.06	5.50	6	SEMI
28497-9X	27.44	1.31 - 30	1.81	7.06	5.50	6	SEMI
28497-13X	30.45	1.31 - 30	1.81	7.06	5.50	6	SEMI
28497-14X	27.91	1.31 - 30	1.81	7.06	5.50	6	SEMI
28597-7X	28.81	1.31 - 30	1.81	7.06	5.50	6	SEMI
28597-12X	32.45	1.31 - 30	1.81	7.06	5.50	6	SEMI
29699-1X	27.06	1.50 - 35	1.62	6.00	4.50	5	SEMI
29699-2X	23.06	1.50 - 35	1.62	6.00	4.50	5	SEMI
29700-1X	28.11	1.50 - 35	1.62	6.00	4.50	5	SEMI
29700-2X	24.11	1.50 - 35	1.62	6.00	4.50	5	SEMI
34551-3	25.87	1.31 - 30	1.81	4.50	3.72	8	SEMI
35455-2	30.13	1.31 - 30	1.81	7.06	5.50	5	SEMI
35455-3	30.94	1.31 - 30	1.81	7.06	5.50	5	SEMI
35455-4	31.85	1.31 - 30	1.81	7.06	5.50	5	SEMI
35488-19	22.20	1.31 - 30	1.81	7.06	5.50	5	SEMI
35508-1	28.78	1.50 - 35	1.81	7.06	5.50	5	SEMI
35508-2	34.78	1.50 - 35	1.81	7.06	5.50	5	SEMI
36041	31.21	1.31 - 30	1.81	6.37	5.00	5	SEMI
70165-1X	31.11	1.31 - 30	1.81	7.06	5.50	5	SEMI
70165-2X	32.61	1.31 - 30	1.81	7.06	5.50	5	SEMI
70386-1X	31.11	1.31 - 30	1.81	7.06	5.50	5	SEMI
70386-2X	32.61	1.31 - 30	1.81	7.06	5.50	5	SEMI
70416-1X	31.11	1.31 - 30	1.81	7.06	5.50	5	SEMI
70416-2X	32.61	1.31 - 30	1.81	7.06	5.50	5	SEMI
70417-2X	32.61	1.31 - 30	1.81	7.06	5.50	5	SEMI
70867-1X	30.65	1.50 - 35	1.66	8.00	6.50	8	SEMI
70867-2X	33.19	1.50 - 35	1.66	8.00	6.50	8	SEMI
70867-3X	31.42	1.50 - 35	1.66	8.00	6.50	8	SEMI
70867-4X	34.14	1.50 - 35	1.66	8.00	6.50	8	SEMI
70867-5X	30.66	1.50 - 35	1.66	8.00	6.50	8	SEMI
70867-6X	33.20	1.50 - 35	1.66	8.00	6.50	8	SEMI
70867-7X	31.05	1.50 - 35	1.66	8.00	6.50	8	SEMI
70867-8X	31.93	1.50 - 35	1.66	8.00	6.50	8	SEMI
70867-11X	31.10	1.50 - 35	1.66	8.00	6.50	8	SEMI
70867-12X	32.76	1.50 - 35	1.66	8.00	6.50	8	SEMI
70867-13X	31.49	1.50 - 35	1.66	8.00	6.50	8	SEMI
70867-14X	31.49	1.50 - 35	1.66	8.00	6.50	8	SEMI
70867-15X	30.66	1.50 - 35	1.66	8.00	6.50	8	SEMI
70867-16X	33.20	1.50 - 35	1.66	8.00	6.50	8	SEMI
70867-17X	31.42	1.50 - 35	1.66	8.00	6.50	8	SEMI
70867-18X	34.14	1.50 - 35	1.66	8.00	6.50	8	SEMI
71017-1X	26.93	1.50 - 35	1.62	6.00	4.50	8	SEMI
71017-2X	28.30	1.50 - 35	1.62	6.00	4.50	8	SEMI
71017-3X	22.93	1.50 - 35	1.62	6.00	4.50	8	SEMI
71017-4X	24.30	1.50 - 35	1.62	6.00	4.50	8	SEMI
71025-1X	31.11	1.31 - 30	1.81	7.06	5.50	5	SEMI
71025-2X	32.61	1.31 - 30	1.81	7.06	5.50	5	SEMI
71667-1X	29.22	1.50 - 35	1.81	7.06	5.50	6	SEMI
71667-2X	28.22	1.50 - 35	1.81	7.06	5.50	6	SEMI

# REAR AXLE SHAFTS

## Dimensions & Components

Listed By Part Number



Complete Shaft Assy. Part Number	Length of Flange Face to End of Shaft	Spline Dia. & Number of Teeth	Spline Length	Flange Diameter	Bolt Circle	Number of Bolts	Float
	D	A	B	C			
72384-1X	29.54	1.31 - 30	1.81	5.85	4.75	5	SEMI
72384-2X	30.50	1.31 - 30	1.81	5.85	4.75	5	SEMI
72499-1X	29.63	1.18 - 27	1.50	6.16	4.50	5	SEMI
72499-2X	31.34	1.18 - 27	1.50	6.16	4.50	5	SEMI
72900-1X	28.85	1.25 - 27	1.50	-	4.50	5	SEMI
72900-2X	30.35	1.25 - 27	1.50	-	4.50	5	SEMI
72903-1X	28.79	1.31 - 30	1.81	7.06	5.50	5	SEMI
72903-2X	25.29	1.31 - 30	1.81	7.06	5.50	5	SEMI
72912-1X	28.85	1.18 - 27	1.50	5.94	4.50	5	SEMI
72912-2X	30.35	1.18 - 27	1.50	5.94	4.50	5	SEMI
73107-1X	28.85	1.25 - 27	1.50	-	4.50	5	SEMI
73107-2X	30.35	1.25 - 27	1.50	-	4.50	5	SEMI
73422-1X	28.85	1.18 - 27	1.50	5.94	4.50	5	SEMI
73422-2X	30.35	1.18 - 27	1.50	5.94	4.50	5	SEMI
73499-1X	29.74	1.31 - 30	1.81	5.94	4.50	5	SEMI
73499-2X	29.25	1.31 - 30	1.81	5.94	4.50	5	SEMI
73624-1X	29.04	1.18 - 27	1.38	5.94	4.50	5	SEMI
73624-2X	30.54	1.18 - 27	1.38	5.94	4.50	5	SEMI
73879-1X	29.04	1.18 - 27	1.38	5.94	4.50	5	SEMI
73879-2X	30.54	1.18 - 27	1.38	5.94	4.50	5	SEMI
74356-1X	29.04	1.18 - 27	1.38	5.94	4.50	5	SEMI
74356-2X	30.54	1.18 - 27	1.38	5.94	4.50	5	SEMI
74555-1X	30.52	1.31 - 30	1.81	5.87	4.75	5	SEMI
74555-2X	29.56	1.31 - 30	1.81	5.87	4.75	5	SEMI
74789-1X	29.04	1.18 - 27	1.38	5.94	4.50	5	SEMI
74789-2X	30.54	1.18 - 27	1.38	5.94	4.50	5	SEMI
74871-1X	29.26	1.31 - 30	1.80	5.94	4.50	5	SEMI
74871-2X	30.25	1.31 - 30	1.80	5.94	4.50	5	SEMI
75344-1X	31.41	1.50 - 35	1.65	8.05	6.50	8	SEMI
75344-2X	34.13	1.50 - 35	1.65	8.05	6.50	8	SEMI
75786-1X	29.70	1.31 - 30	1.81	5.94	4.50	5	SEMI
75786-2X	29.20	1.31 - 30	1.81	5.94	4.50	5	SEMI
76002-1X	31.36	1.50 - 35	1.65	7.98	6.50	8	SEMI
76002-2X	34.08	1.50 - 35	1.65	7.98	6.50	8	SEMI
76454-1X	29.34	1.31 - 30	2.76	6.50	5.00	5	SEMI
76454-2X	32.33	1.31 - 30	2.76	6.50	5.00	5	SEMI
76454-3X	30.34	1.31 - 30	2.76	6.50	5.00	5	SEMI
76454-4X	31.34	1.31 - 30	2.76	6.50	5.00	5	SEMI
76467-3X	30.25	1.18 - 27	2.56	6.50	5.00	5	SEMI
76467-4X	31.74	1.18 - 27	2.56	6.50	5.00	5	SEMI
76786-1X	29.28	1.31 - 30	1.80	5.91	4.50	5	SEMI
76786-2X	30.27	1.31 - 30	1.80	5.91	4.50	5	SEMI

# REAR AXLE SHAFTS

## Dimensions & Components

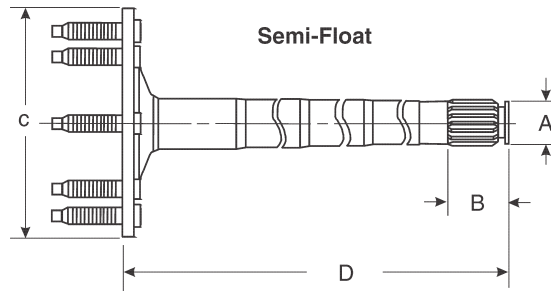
Complete Shaft Assy. Part Number	Length of Flange Face to End of Shaft	Spline Dia. & Number of Teeth	Spline Length	Flange Diameter	Bolt Circle	Number of Bolts	Float
	D	A	B	C			
80666-1	29.98	1.18 - 27	2.60	5.91	4.50	5	SEMI
80666-2	31.48	1.18 - 27	2.58	5.91	4.50	5	SEMI
84277-2	29.21	1.31 - 30	1.81	5.91	4.50	5	SEMI
84372-1	29.98	1.18 - 27	2.60	5.91	4.50	5	SEMI
84372-2	31.48	1.18 - 27	2.58	5.91	4.50	5	SEMI
84377-1	29.94	1.31 - 30	1.81	5.91	4.50	5	SEMI
84377-2	29.21	1.31 - 30	1.81	5.91	4.50	5	SEMI
84489-3	33.53	1.42 - 33	2.21	7.81	6.50	8	SEMI
84489-4	34.86	1.42 - 33	2.21	7.81	6.50	8	SEMI
84776-1	34.03	1.37 - 32	1.81	6.55	5.50	6	SEMI
85233-1	29.71	1.31 - 30	1.81	5.91	4.50	5	SEMI
85233-2	29.21	1.31 - 30	1.81	5.91	4.50	5	SEMI
85234-1	29.05	1.18 - 27	1.37	5.91	4.50	5	SEMI
85234-2	30.54	1.18 - 27	1.37	5.91	4.50	5	SEMI
85235-1	29.05	1.18 - 27	1.37	5.91	4.50	5	SEMI
85235-2	30.54	1.18 - 27	1.37	5.91	4.50	5	SEMI
85326-1	29.71	1.31 - 30	1.81	5.91	4.50	5	SEMI
85326-2	29.21	1.31 - 30	1.81	5.91	4.50	5	SEMI
85605-1	31.18	1.37 - 32	1.81	5.63	4.50	6	SEMI
85945-1	29.94	1.31 - 30	1.81	5.91	4.50	5	SEMI
85945-2	29.21	1.31 - 30	1.81	5.91	4.50	5	SEMI
706028-1X	20.31	1.31 - 30	1.81	7.06	5.50	5	SEMI
706028-6X	29.25	1.31 - 30	1.81	7.06	5.50	5	SEMI
706028-7X	26.94	1.31 - 30	1.81	7.06	5.50	5	SEMI
706028-8X	23.31	1.31 - 30	1.81	7.06	5.50	5	SEMI
706028-9X	24.69	1.31 - 30	1.81	7.06	5.50	5	SEMI
706028-10X	22.20	1.31 - 30	1.81	7.06	5.50	5	SEMI
706028-11X	34.47	1.31 - 30	1.81	7.06	5.50	5	SEMI
706092-1X	25.24	1.31 - 30	1.81	7.06	5.50	6	SEMI
706092-2X	31.69	1.31 - 30	1.81	7.06	5.50	6	SEMI
706092-3X	22.78	1.31 - 30	1.81	7.06	5.50	6	SEMI
706092-5X	29.81	1.31 - 30	1.81	7.06	5.50	6	SEMI
706092-6X	28.81	1.31 - 30	1.81	7.06	5.50	6	SEMI
706162-1X	32.04	1.31 - 30	1.81	7.06	5.50	5	SEMI
706162-2X	28.26	1.31 - 30	1.81	7.06	5.50	5	SEMI
706162-3X	30.35	1.31 - 30	1.81	7.06	5.50	5	SEMI
706587-1X	31.11	1.31 - 30	1.81	7.06	5.50	5	SEMI
706587-2X	32.61	1.31 - 30	1.81	7.06	5.50	5	SEMI
706647-1X	31.11	1.31 - 30	1.81	7.06	5.50	5	SEMI
706647-2X	32.61	1.31 - 30	1.81	7.06	5.50	5	SEMI
706746-1X	30.65	1.50 - 35	1.66	8.00	6.50	8	SEMI
706746-2X	33.18	1.50 - 35	1.66	8.00	6.50	8	SEMI
706746-3X	31.41	1.50 - 35	1.66	8.00	6.50	8	SEMI
706746-4X	34.12	1.50 - 35	1.66	8.00	6.50	8	SEMI
706846-1X	30.65	1.50 - 35	1.66	8.00	6.50	8	SEMI
706846-2X	33.19	1.50 - 35	1.66	8.00	6.50	8	SEMI
706846-4X	34.12	1.50 - 35	1.66	8.00	6.50	8	SEMI
706846-5X	30.66	1.50 - 35	1.66	8.00	6.50	8	SEMI
706846-6X	33.20	1.50 - 35	1.66	8.00	6.50	8	SEMI
706846-17X	31.42	1.50 - 35	1.66	8.00	6.50	8	SEMI
2001019-3	33.95	1.50 - 35	2.14	7.81	5.50	5	SEMI



# REAR AXLE SHAFTS

## Dimensions & Components

Listed By Part Number

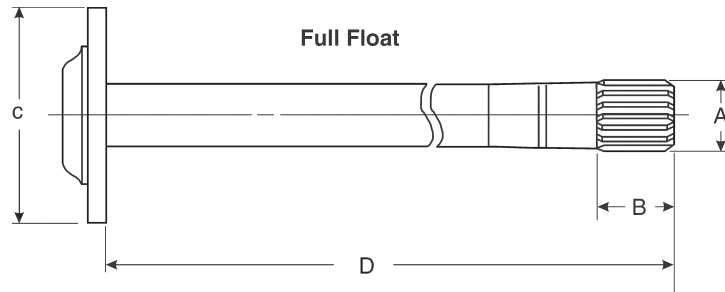


Complete Shaft Assy. Part Number	Length of Flange Face to End of Shaft	Spline Dia. & Number of Teeth	Spline Length	Flange Diameter	Bolt Circle	Number of Bolts	Float
	D	A	B	C			
2001425-1	31.33	1.37 - 32	1.18	5.63	4.50	6	SEMI
2001425-2	30.51	1.37 - 32	1.18	5.63	4.50	6	SEMI
2001809-1	34.24	1.37 - 32	1.18	6.55	5.50	6	SEMI
2001809-2	33.36	1.37 - 32	1.18	6.55	5.50	6	SEMI
2004448-1	32.83	1.18 - 27	1.97	6.50	5.00	5	SEMI
2004448-2	30.83	1.18 - 27	1.97	6.50	5.00	5	SEMI
2004449-1	31.89	1.31 - 30	1.97	6.50	5.00	5	SEMI
2004449-2	31.89	1.31 - 30	1.97	6.50	5.00	5	SEMI
2004785-2	31.18	1.37 - 32	1.81	6.50	5.00	5	SEMI
2004785-3	32.54	1.37 - 32	1.81	6.50	5.00	5	SEMI
2004785-4	31.18	1.37 - 32	2.06	6.50	5.00	5	SEMI
2004785-5	32.54	1.37 - 32	1.81	6.50	5.00	5	SEMI
2005994-1	34.03	1.37 - 32	1.81	6.55	5.50	6	SEMI
2006070-1	34.70	1.37 - 32	1.65	6.55	5.50	6	SEMI
2006070-2	33.36	1.37 - 32	1.18	6.55	5.50	6	SEMI
2007075-1	31.36	1.50 - 35	2.14	7.81	6.50	8	SEMI
2007075-2	34.08	1.50 - 35	2.14	7.81	6.50	8	SEMI
2017793-1	32.40	1.37 - 32	2.09	6.25	4.72	6	SEMI
2017793-2	31.24	1.37 - 32	2.09	6.25	4.72	6	SEMI
2017796-1	32.64	1.25 - 29	1.73	6.25	4.72	6	SEMI
2017796-2	31.09	1.25 - 29	1.73	6.25	4.72	6	SEMI
2018449	34.22	1.50 - 35	2.14	7.81	6.50	8	SEMI
2019774	34.22	1.50 - 35	2.14	7.81	6.50	8	SEMI
2022435-1	34.24	1.37 - 32	1.18	6.55	5.50	6	SEMI
2022435-2	33.36	1.37 - 32	1.18	6.55	5.50	6	SEMI
2022436-1	31.34	1.37 - 32	1.18	5.63	4.50	6	SEMI
2022436-2	30.51	1.37 - 32	1.18	5.63	4.50	6	SEMI
2022452-1	34.03	1.37 - 32	1.81	6.55	5.50	6	SEMI
10005516	32.40	1.38 - 32	2.09	6.24	4.72	6	SEMI
10005517	31.24	1.38 - 32	2.09	6.24	4.72	6	SEMI

# REAR AXLE SHAFTS

## Dimensions & Components

Listed By Part Number

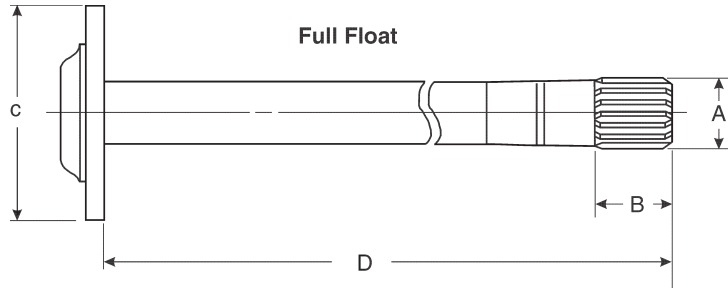


Complete Shaft Assy. Part Number	Length of Flange Face to End of Shaft	Spline Dia. & Number of Teeth	Spline Length	Flange Diameter	Bolt Circle	Number of Bolts	Float
	D	A	B	C			
30282-1	33.69	1.31 - 16	1.81	4.75	3.96	8	FULL
31494-1	34.75	1.31 - 30	1.81	4.50	3.72	8	FULL
31494-5	32.81	1.31 - 30	1.81	4.50	3.72	8	FULL
31494-6	38.81	1.31 - 30	1.81	4.50	3.72	8	FULL
31494-8	30.34	1.31 - 30	1.81	4.50	3.72	8	FULL
31494-9	41.31	1.31 - 30	1.81	4.50	3.72	8	FULL
31494-10	35.81	1.31 - 30	1.81	4.50	3.72	8	FULL
32987-1	35.78	1.31 - 30	1.81	4.75	4.00	6	FULL
32987-3	37.10	1.31 - 30	1.81	4.75	4.00	6	FULL
33318-1	35.01	1.50 - 23	1.62	5.19	4.38	6	FULL
34414-1	35.05	1.50 - 23	1.62	4.75	3.97	8	FULL
34887-1	31.12	1.31 - 30	1.81	4.75	3.96	8	FULL
34887-2	40.12	1.31 - 30	1.81	4.75	3.96	8	FULL
34887-3	33.87	1.31 - 30	1.81	4.75	3.96	8	FULL
34887-4	31.47	1.31 - 30	1.81	4.75	3.96	8	FULL
34887-5	37.47	1.30 - 30	1.81	4.75	3.96	8	FULL
34887-6	34.22	1.31 - 30	1.81	4.75	3.96	8	FULL
34887-13	31.22	1.31 - 30	1.81	4.75	3.96	8	FULL
34887-14	34.22	1.31 - 30	1.81	4.75	3.96	8	FULL
34887-23	23.25	1.31 - 30	1.81	4.75	3.96	8	FULL
34887-30A	21.96	1.31 - 30	1.81	4.75	3.96	8	FULL
35091-1	36.09	1.50 - 35	1.62	4.74	3.96	8	FULL
35091-4	36.94	1.50 - 35	1.62	4.74	3.96	8	FULL
35091-9	38.64	1.50 - 35	1.62	4.74	3.96	8	FULL
35091-10	39.44	1.50 - 35	1.62	4.74	3.96	8	FULL
35091-11	35.76	1.50 - 35	1.62	4.74	3.96	8	FULL
35091-12	41.51	1.50 - 35	1.62	4.74	3.96	8	FULL
35091-17	37.83	1.50 - 35	1.62	4.74	3.96	8	FULL
35091-18	43.58	1.50 - 35	1.62	4.74	3.96	8	FULL
35091-19	31.83	1.50 - 35	1.62	4.74	3.96	8	FULL
35091-20	42.79	1.50 - 35	1.62	4.74	3.96	8	FULL
35091-28	37.31	1.50 - 35	1.62	4.74	3.96	8	FULL
35091-29	34.24	1.50 - 35	1.62	4.74	3.96	8	FULL
35103-1	35.91	1.50 - 35	1.62	5.25	4.37	6	FULL
35445-1	33.25	1.31 - 16	1.81	4.75	3.96	8	FULL
35445-2	34.56	1.31 - 16	1.81	4.75	3.96	8	FULL
35467-1	31.12	1.31 - 30	1.81	4.75	3.96	8	FULL
35467-2	40.12	1.31 - 30	1.81	4.75	3.96	8	FULL
35467-3	34.56	1.31 - 30	1.81	4.75	3.96	8	FULL
35467-5	44.57	1.31 - 30	1.81	4.75	3.96	8	FULL
35467-6	33.25	1.31 - 30	1.81	4.75	3.96	8	FULL

# REAR AXLE SHAFTS

## Dimensions & Components

Listed By Part Number



Complete Shaft Assy. Part Number	Length of Flange Face to End of Shaft	Spline Dia. & Number of Teeth	Spline Length	Flange Diameter	Bolt Circle	Number of Bolts	Float
	D			C			
35468-1	35.05	1.50 - 23	1.62	4.75	3.96	8	FULL
35953-1	38.64	1.31 - 30	1.81	4.75	3.96	8	FULL
35953-2	36.80	1.31 - 30	1.81	4.75	3.96	8	FULL
35953-3	35.64	1.31 - 30	1.81	4.75	3.96	8	FULL
35953-4	41.64	1.31 - 30	1.81	4.75	3.96	8	FULL
35953-5	31.22	1.31 - 30	1.81	4.75	3.96	8	FULL
35953-6	37.22	1.31 - 30	1.81	4.75	3.96	8	FULL
35953	34.17	1.31 - 30	1.81	4.75	3.96	8	FULL
36113-1	35.05	1.50 - 35	1.62	4.75	3.96	8	FULL
36113-5	37.42	1.50 - 35	1.62	4.75	3.96	8	FULL
36113-6	40.77	1.50 - 35	1.62	4.75	3.96	8	FULL
36113-7	34.12	1.50 - 35	1.62	4.75	3.96	8	FULL
36113-8	37.47	1.50 - 35	1.62	4.75	3.96	8	FULL
36113-17	39.44	1.50 - 35	1.62	4.75	3.96	8	FULL
36113-18	37.91	1.50 - 35	1.62	4.75	3.96	8	FULL
36113-19	40.19	1.50 - 35	1.62	4.75	3.96	8	FULL
36113-21	34.85	1.50 - 35	1.62	4.75	3.96	8	FULL
36113-22	36.07	1.50 - 35	1.62	4.75	3.96	8	FULL
36113-23	33.78	1.50 - 35	1.62	4.75	3.96	8	FULL
36113-24	39.05	1.50 - 35	1.62	4.75	3.96	8	FULL
36113-25	40.30	1.50 - 35	1.62	4.75	3.96	8	FULL
36113-27	37.40	1.50 - 35	1.62	4.75	3.96	8	FULL
36113-28	40.75	1.50 - 35	1.62	4.75	3.96	8	FULL
36166-1	36.20	1.50 - 35	1.62	4.75	3.96	8	FULL
36453-1	39.69	1.50 - 35	1.62	4.47	3.56	8	FULL
37560-1	33.25	1.31 - 30	1.81	4.75	3.96	8	FULL
37560-2	36.85	1.31 - 30	1.81	4.75	3.96	8	FULL
37560-3	33.77	1.31 - 30	1.81	4.75	3.96	8	FULL
37560-4	36.49	1.31 - 30	1.81	4.75	3.96	8	FULL
38378-1	34.21	1.31 - 30	1.81	4.74	3.96	8	FULL
38378-3	31.22	1.31 - 30	1.81	4.74	3.96	8	FULL
38378-4	37.22	1.31 - 30	1.81	4.74	3.96	8	FULL
38378-5	32.22	1.31 - 30	1.81	4.74	3.96	8	FULL
39260-1	34.62	1.31 - 30	1.81	4.75	3.96	8	FULL
39260-2	34.17	1.31 - 30	1.81	4.75	3.96	8	FULL
39260-3	35.83	1.31 - 30	1.81	4.75	3.96	8	FULL
39260-4	34.51	1.31 - 30	1.81	4.75	3.96	8	FULL
39260-5	37.22	1.31 - 30	1.81	4.75	3.96	8	FULL
39260-7	34.99	1.31 - 30	1.81	4.75	3.96	8	FULL
39260-8	37.71	1.31 - 30	1.81	4.75	3.93	8	FULL
41100-1	39.69	1.50 - 35	1.63	4.47	3.56	8	FULL

# REAR AXLE SHAFTS

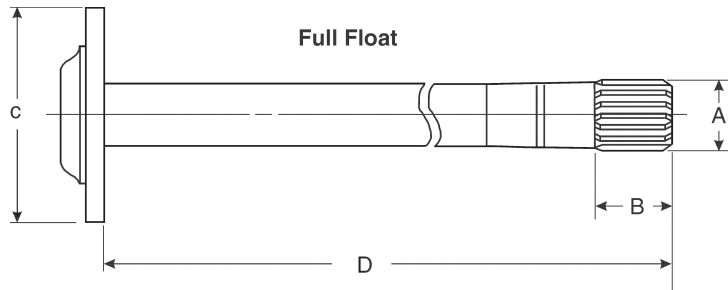
## Dimensions & Components

Complete Shaft Assy. Part Number	Length of Flange Face to End of Shaft	Spline Dia. & Number of Teeth	Spline Length	Flange Diameter	Bolt Circle	Number of Bolts	Float
	D	A	B	C			
41100-2	33.35	1.50 - 35	1.63	4.47	3.56	8	FULL
41100-3	33.78	1.50 - 35	1.63	4.47	3.56	8	FULL
41100-4	38.92	1.50 - 35	1.63	4.47	3.56	8	FULL
41100-5	39.34	1.50 - 35	1.63	4.47	3.56	8	FULL
41100-6	35.44	1.50 - 35	1.63	4.47	3.56	8	FULL
41100-7	36.49	1.50 - 35	1.63	4.47	3.56	8	FULL
42442-1	37.67	1.50 - 35	1.75	5.17	4.33	8	FULL
43286-1	37.67	1.50 - 35	1.75	5.17	4.33	8	FULL
43286-2	38.67	1.50 - 35	1.75	5.17	4.33	8	FULL
43651-1	37.67	1.58 - 37	1.75	5.17	4.33	8	FULL
43651-2	38.67	1.58 - 37	1.75	5.17	4.33	8	FULL
43811-1	34.24	1.37 - 32	1.62	4.72	3.96	8	FULL
43811-3	36.93	1.37 - 32	1.62	4.72	3.96	8	FULL
43811-4	37.40	1.37 - 32	1.62	4.72	3.96	8	FULL
43811-6	39.44	1.37 - 32	1.62	4.72	3.96	8	FULL
43811-7	40.75	1.37 - 32	1.62	4.72	3.96	8	FULL
43811-12	36.71	1.37 - 32	1.62	4.72	3.96	8	FULL
43811-16	34.92	1.37 - 32	1.62	4.72	3.96	8	FULL
43811-17	37.64	1.37 - 32	1.62	4.72	3.96	8	FULL
43811-21	38.49	1.37 - 32	1.62	4.72	3.96	8	FULL
43811-22	41.84	1.37 - 32	1.62	4.72	3.96	8	FULL
43965-1	34.17	1.31 - 30	1.81	4.73	3.96	8	FULL
43965-2	31.22	1.31 - 30	1.81	4.73	3.96	8	FULL
43965-3	37.22	1.31 - 30	1.81	4.73	3.96	8	FULL
43965-4	36.76	1.31 - 30	1.81	4.73	3.96	8	FULL
45553-1	36.65	1.50 - 35	1.74	4.74	3.96	8	FULL
45553-2	39.00	1.50 - 35	1.74	4.74	3.96	8	FULL
45553-3	36.50	1.50 - 35	1.74	4.74	3.96	8	FULL
46930-1	40.05	1.50 - 35	1.62	4.74	3.96	8	FULL
46930-2	42.47	1.50 - 35	1.62	4.74	3.96	8	FULL
46930-3	39.65	1.50 - 35	1.62	4.74	3.96	8	FULL
46930-4	43.00	1.50 - 35	1.62	4.75	3.96	8	FULL
47037-1	36.19	1.58 - 37	1.74	5.12	4.25	8	FULL
47037-2	39.28	1.58 - 37	1.74	5.12	4.25	8	FULL
47847-1	38.88	1.50 - 35	1.62	4.88	4.02	8	FULL
47847-2	40.24	1.50 - 35	1.62	4.88	4.02	8	FULL
47847-3	37.38	1.50 - 35	1.62	4.88	4.02	8	FULL
47847-4	38.74	1.50 - 35	1.62	4.88	4.02	8	FULL
47847-5	39.02	1.50 - 35	1.62	4.88	4.02	8	FULL
47847-6	40.38	1.50 - 35	1.62	4.88	4.02	8	FULL
47852-1	40.07	1.58 - 37	1.75	6.07	5.22	8	FULL
48302-1	34.44	1.37 - 32	1.81	4.86	4.07	8	FULL
48302-4	36.86	1.37 - 32	1.81	4.86	4.07	8	FULL
50291-1	39.29	1.58 - 37	1.74	5.12	4.25	8	FULL
52033-3	35.66	1.50 - 35	1.75	4.51	3.56	8	FULL
52033-4	37.04	1.48 - 35	1.55	4.51	3.56	8	FULL
52033-7	38.96	1.50 - 35	1.75	4.50	3.56	8	FULL
52033-8	40.35	1.50 - 35	1.75	4.50	3.56	8	FULL
2002496-1	38.89	1.50 - 35	1.63	4.88	4.02	8	FULL
2002496-2	40.24	1.50 - 35	1.63	4.88	4.02	8	FULL

# REAR AXLE SHAFTS

## Dimensions & Components

Listed By Part Number



Complete Shaft Assy. Part Number	Length of Flange Face to End of Shaft	Spline Dia. & Number of Teeth	Spline Length	Flange Diameter	Bolt Circle	Number of Bolts	Float
	D			A			
2002496-3	37.39	1.50 - 35	1.63	4.88	4.02	8	FULL
2002496-4	38.74	1.50 - 35	1.63	4.88	4.02	8	FULL
2002496-5	39.02	1.50 - 35	1.63	4.88	4.02	8	FULL
2002496-6	40.38	1.50 - 35	1.63	4.88	4.02	8	FULL
10003519	35.13	1.49 - 35	1.63	4.74	3.96	8	FULL
10004851	35.91	1.49 - 35	1.63	4.74	3.96	8	FULL



## Off-Road Performance Differential Covers

Axle Model	Spicer Number	Description	Cover Only Part No.	Horizontal Centerline to Hole Center		
Dana Super 30™ /186	2020034	Heavy Duty - Nodular Iron	2020034	1.400 in.	35.56 mm	Below
Dana Super 35™/198	2020035	Heavy Duty - Nodular Iron	2020035	0.850 in.	21.59 mm	Below
Dana Super 44™/226	2020036	Heavy Duty - Nodular Iron	2020036	0.499 in.	12.67 mm	Below

## High Performance Finned Aluminum Differential Covers

Axle Model	Spicer Number	Description	Cover Only Part No.	Horizontal Centerline to Hole Center		
Dana Super 44™/226	2016951	Aluminum - Finned	2003331	0.480 in.	12.19 mm	Below
Dana 60™/248	2001095	Aluminum - Finned	2001095	0.939 in.	23.84 mm	Below
Dana 80™/286	2003447	Aluminum - Finned	2012630	0.217 in.	5.50 mm	Below

## Standard Genuine OE Differential Covers

Axle Model	Part Number	Make	Application Summary	Ring Gear Dia.	Axle Position	Mat'l	Cover Only Part No.	Horizontal Centerline To Lube Level Hole Center		
Dana 28/175	707224X	Ford	1990-97 Aerostar AWD	174	Front	Steel	43008	None	None	NA
No fill hole in cover										
Dana 28/175	2005500	Ford	1983-90 Ranger/Bronco	174	Front	Steel	49921	.886 in.	22.50 mm	Below
Dana 30/181	707076X	Ford	1986-89 Aerostar	181	Rear	Steel	41939	.500 in	12.70 mm	Below
Dana 30/181	707180X	Jeep	1999-01 Cherokee, Wrangler	181	Front	Steel	40869	.000 in.	.00 mm	NA
On center line										
Dana Super 30/186	2005960	Jeep	2005-09 Liberty, Nitro	186	Front	Steel	2002324	.187 in	4.75 mm	Below
Dana Super 30/186	707274X	Jeep	1992-07 Wrangler/Grand Cherokee	186	Front	Steel	40869-1	1.000 in.	25.40 mm	NA
Also some 30/181 disco										
Dana 35/194	47446	Ford	1999-08 Explorer, Ranger	194	Front	Steel	47446	None	None	NA
No fill hole in cover										
Dana Super 35/198	74208X	Jeep	1997-06 Cherokee, Grand Cherokee, Wrangler	198	Rear	Steel	43225	.332 in.	8.43 mm	Below
Dana 35/194	707404X	Jeep	1987-95 Wrangler	194	Rear	Steel	47215	None	None	NA
No fill hole in cover										

# DIFFERENTIAL COVERS

Axle Model	Part Number	Make	Application Summary	Ring Gear Dia.	Axle Position	Mat'l	Cover Only Part No.	Horizontal Centerline To Lube Level Hole Center		
Dana 35™/194	73605X	Jeep	1985-89 Cherokee, Wrangler	194	Rear	Steel	42968	.940 in.	23.88 mm	Below
Dana Super 30™/186	2007353	Jeep	2007-11 Wrangler	186	Front	Steel	2004631-2	1.000 in.	25.40 mm	Below
Dana Super 30™/186	707486X	Jeep	1999-04 Grand Cherokee	186	Front	Steel	47832-1	1.000 in.	25.40 mm	Below
Dana Super 44™/226	76501X	Dodge	1996-97 Viper	226	Rear	Aluminum*	46727	None	None	NA
No fill hole in cover										
Dana 44/216	706112X	GM	1978-80 K-Series Blazer	216	Front	Steel	39015	.375 in.	9.52 mm	Below
Dana 44/216	707014X	Jeep	1994-12 Wrangler	216	Rear	Steel	41367	.125 in.	3.18 mm	Above
Dana 44/216	708175	Jeep	2007-11 Wrangler Rubicon	216	Front	Steel	42960-2	1.230 in.	31.24 mm	Below
Dana 44/216	707111X	Jeep	2000-06 Wrangler RHD	216	Rear	Steel	42960-1	.480 in.	12.19 mm	Below
Dana 44/216	707110X	Jeep	2000-06 Wrangler	216	Rear	Steel	42960-1	.480 in.	12.19 mm	Below
R/B 707111X Kit										
Dana 44/216	42960-1	Jeep	1986-97 Wagoneer, J10, Cherokee, Wrangler	216	Rear	Steel	42960-1	.480 in.	12.19 mm	Below
Use 707111X Kit										
Dana Super 44™/226	2016951	Nissan	2007-11 Xterra, Armada, Titan, Frontier	226	Rear	Aluminum	2003331	.480 in.	12.19 mm	Below
Dana Super 44™/226	2016952	Nissan	2007-11 Xterra, Armada, Titan, Frontier	226	Rear	Steel	52593	.480 in.	12.19 mm	Below
Use 2016953 Kit										
Dana Super 44™/226	2016953	Nissan	2007-11 Xterra, Armada, Titan, Frontier	226	Rear	Steel	52593	.480 in.	12.19 mm	Below
Dana Super 44™/226	2008673	Jeep	2007-10 Commander, Grand Cherokee	226	Rear	Steel	46590-10	.394 in.	10.00 mm	Below
Dana Super 44™/226	48117	Jeep	2000-06 Wrangler	226	Rear	Aluminum*	48117	.718 in.	18.24 mm	Below
Dana Super 44™/226	707494-2X	Jeep	1999-04 Grand Cherokee	226	Rear	Steel	46590-5	.346 in.	8.80 mm	Below
Dana Super 44™/226	2003409	Nissan	2003-08 Titan	226	Rear	Steel	2003331	.480 in.	12.19 mm	Below
Use 2016951 Kit										

Axle Model	Part Number	Make	Application Summary	Ring Gear Dia.	Axle Position	Mat'l	Cover Only Part No.	Horizontal Centerline To Lube Level Hole Center		
Dana 60™/248	2001095	Dodge	2003-06 Ram SRT-Performance Pack	248	Rear	Aluminum	2001095	.939 in.	23.84 mm	Below
Use 2001103										
Dana 60™/248	2011159	Dodge	2003-06 Ram SRT	248	Rear	Steel	2006504-2	.480 in.	12.19 mm	Below
Dana 60™/248	74091X	Dodge	1985-01 Ram	248	Rear	Steel	42799-1	.980 in.	24.89 mm	Below
74091X is a component of 707183X, but 707183X is replaced by 2014220										
Dana 60™/248	708050	Dodge	2000-01 Ram 2500/3500	248	Front	Steel	49492-1	.169 in.	4.30 mm	Above
Dana 60™/248	707335X	Dodge	1994-97 Ram 2500/3500	248	Front	Steel	43600-3	.168 in.	4.27 mm	Above
Dana 60™/248	707182X	Dodge	1979-88 D-200, D-300, D-600, D-700	248	Front	Steel	42799-2	.480 in.	12.19 mm	Below
Dana 60™/248	2014220	Ford	2002-07 E-250, E-350	248	Rear	Steel	2006504-1	.980 mm	24.89 mm	Below
Dana 60™/248	707217-1X	Ford	1996-06 E-250, E-350	248	Rear	Steel	42799-2	.480 in.	12.19 mm	Below
replaced by 2011159 Kit										
Dana 60™/248	707233X	Ford/GM	(1988-98 F-350 Front) (1983-86 G-Van Rear)	248	Front/Rear	Steel	43600-1	.230 in.	5.84 mm	Below
Dana 60™/248	707108X	Ford/Dodge	(1979-88 J20/CJ10) (1979-88 E/F-Series)	248	Rear	Steel	42799-2	.480 in.	12.19 mm	Below
replaced by 2011159 Kit										
Dana 60™/248	708199	GM	2002-08 T 610	248	Rear	Steel	52016	.793 in.	20.15 mm	Below
Dana Super 60™/256	47707-1	Ford	2004-09 F-250, F-350, F-450, F-550	256	Front	Steel	47707-1	.230 in.	5.84 mm	Below
47707-1 is part of 2016805, but 2016805 is OEM only										
Dana 70™/267	707352X	Dodge	1994-00 Ram 2500	267	Rear	Steel	42815-1	.980 in.	24.89 mm	Below
Dana 70™/267	42815-2	Ford	2003-12 E-350	267	Rear	Steel	42815-2	.480 in.	12.19 mm	Below
Use 707105-1X										
Dana 70™/267	707105-1X	Ford	2000-06 E-350	267	Rear	Steel	42815-2	.480 in.	12.19 mm	Below
Dana 70™/267	708082	Ford	2000-02 E-450	267	Rear	Steel	47717-3	.386 in.	9.80 mm	Below
Dana 70™/267	42815-1	GM	1982-90 P-30, P-300	267	Rear	Steel	42815-1	.980 in.	24.89 mm	Below

# DIFFERENTIAL COVERS

Axle Model	Part Number	Make	Application Summary	Ring Gear Dia.	Axle Position	Mat'l	Cover Only Part No.	Horizontal Centerline To Lube Level Hole Center		
Use 707352X										
Dana 70™/267	706059X	GM	1979-81 P-300, C-30	267	Rear	Steel	34055	.875 in.	22.22 mm	Below
Dana 80™/286	2003447	Ford	2005-09 F-350	286	Rear	Aluminum	2012630	.217 in.	5.50 mm	Below
2003447 replaced by 2013834 Kit										
Dana 80™/286	707479X	Ford	2003-09 F-250, F-350	286	Rear	Steel	47717-1	.217 in.	5.50 mm	Below
Dana 80™/286	707070X	Ford	1988-90 F-350 Super Duty	286	Rear	Steel	42434	.375 in.	9.52 mm	Below
707070X replaced by 707231X Kit										
Dana 80™/286	707329X	Ford/Dodge	1994-97 Ram 2500/3500	286	Rear	Steel	45559	1.400 in	35.56 mm	Below
Dana 80™/286	42434	Ford/Dodge	(1992-98 F-350) (1994-96 Ram 2500/3500)	286	Rear	Steel	42434	.375 in.	9.52 mm	Below
Use 707231X Kit										
Dana 80™/286	707231X	Ford/Dodge	(1992-98 E/F-series) (1994-97 Ram 2500/3500)	286	Rear	Steel	42434	.375 in.	9.52 mm	Below
Dana 80™/286	708151	GM	2000-07 P-Truck P-70, P-80	286	Rear	Steel	47717-1	.217 in.	5.50 mm	Below
Use 707479X Kit										

SVL #	OE Part Number	Hollander #	Make	Application Summary	Location	Spline	Length
2022604	4137429	447-1398	Chrysler	84-93 Dodge Ram Charger	RH & LH	31	31.63"
2022614-5	4762195	447-2081L	Chrysler	93-98 Grand Cherokee	LH	27	30.67"
2022617	52067614AC	447-2030	Chrysler	94-06 Ram 1500	RH & LH	31	34.06"
2022642-1	52069389	447-2344L	Chrysler	97-04 Dakota/Durango	LH	31	33.32"
2022642-2	52069388	447-2344R	Chrysler	97-04 Dakota/Durango	RH	31	33.50"
2022591	D6TZ4234A	447-1172	Ford	76-86 F-150, 86-79 Bronco	RH & LH	31	32.00"
2022599	D9BZ4234C	447-1231	Ford	79-93 Mustang, 79-82 Cougar, 80-82 Thunderbird, 83-86 LTD	RH & LH	28	29.25"
2022601	E3TZ4234C	447-1338	Ford	84-92 Ranger/Bronco II, 86-97 Aerostar	LH	28	29.25"
2022602-1	E3TZ4234D	447-1340R	Ford	83-91 F-150/Bronco	LH	31	31.06"
2022602-2	E3TZ 4234E	447-1341L	Ford	83-91 F-150/Bronco	LH	31	33.06"
2022605-1	E7TZ-4234-A	447-1573	Ford	87-96 E-150, Bronco, F-150	RH	31	31.06"
2022605-2	E7TZ-4234-B	447-1574	Ford	87-96 E-150, Bronco, F-150	LH	31	33.18"
2022607	YC2Z4234CB	447-1575L	Ford	87-96 E-150	LH	31	35.75"
2022618-1	F37Z4234A	447-2088R	Ford	93-97 Ranger & Mazda Pickups	RH	28	27.31"
2022620-1	F75Z4234NA	447-2192	Ford	00-04 F-150/Expedition	RH	31	31.87"
2022620-2	F75Z4234NB	447-2553L/2193	Ford	97-04 Ford F-150	RH	31	33.50"
2022636-1	F5TZ-4234-A	447-2120R	Ford	95-02 Explorer, 01-97 Mountaineer	RH	31	27.81"
2022636-2	F5TZ-4234-B 3L2Z 4234-AB	447-2121L	Ford	95-02 Explorer, 01-97 Mountaineer	LH	31	30.68"
2022640-1	F75Z-4234-MA	447-2236/2238	Ford	97-00 F-100/150	RH	34	31.81"
2022640-2	F75Z-4234-MB	447-2237/2239	Ford	97-99 Expedition, F-150, Navigator	LH	34	33.5"
2022651	F2AZ 4234C	447-1823	Ford	91-97 Crown Victoria/Grand Marquis/Town Car	RH & LH	28	31.50"
2022656	F4ZZ-4234B	447-2006	Ford	94-98 Mustang	RH & LH	28	30.00"
2022665	XR3Z4234AA	447-2425	Ford	99-04 Mustang GT (EXC. Cobra)	RH & LH	28	30.68"
2022666-1	YC2Z4234CA	447-2439R	Ford	97-06 E-150	RH	31	31.00"
2023686-2	F2AZ-4234-B	447-1824	Ford	91-97 Town Car, Grand Marquis, Crown Victoria	RH & LH	28	31.63"
2023686-3	F8AZ-4234-DA	447-2307	Ford	98-02 Crown Victoria, Town Car, Grand Marquis	RH & LH	28	32.44"
2023686-4	F8AZ-4234-CA	447-2308	Ford	98-02 Crown Victoria, Town Car, Grand Marquis	LH	28	32.35"
2023686-5	D9AZ4234A	447-1227	Ford	80-89 Crown Victoria/Town Car/Grand Marquis	RH & LH	28	31.00"
2023686-6	3W1Z 4234KA	447-2733	Ford	03-05 Crown Victoria/Grand Marquis/Town Car	RH & LH	28	34.30"
2023686-7	6W1Z4234A	447-124	Ford	05-11 Crown Victoria/Town Car/Grand Marquis	RH & LH	31	34.31"
2023686-8	IW1Z4234DA	447-2640	Ford	01-02 Crown Victoria/Town Car/Grand Marquis	RH & LH	28	32.25"
10004410	26013882	447-1651	GM	88-98 S10/Blazer, LLV, Sonoma	RH & LH	28	29.13"
2022587	14071751	447-1062	GM	70-87 Blazer, Jimmy, Pickup & Suburban 1/2 Ton 2WD	RH & LH	30	31.43"
2022588	14071750	447-1063	GM	70-81 K-Series Suburban/Blazer	RH & LH	30	31.43"
2022589-1	1255803-SH	447-787	GM	69-67 Camaro, 75-70 Nova, 67-65 Chevelle	RH & LH	28	29.5"



SVL #	OE Part Number	Hollander #	Make	Application Summary	Location	Spline	Length
2022589-2	1255802-SH	447-912	GM	70-81 Camaro, 68-72 Chevelle/El Camino	RH & LH	28	30.25"
2022589-3	1255801	447-1067	GM	78-88 Caprice, Impala, Lesabre, Riviera Monte Carlo, Malibu, Catalina, Bonneville	RH & LH	28	30.5"
2022590	14042690	447-1085	GM	75-88 G10/G20, 88-79 G1500/G2500	RH & LH	28	33.43"
2022592	14035542	447-1204	GM	78-86 C10/1500 PU, K5 Blazer, Suburban	RH & LH	28	31.31"
2022600	14039547	447-1300	GM	78-88 Suburban/Blazer/Jimmy	RH & LH	28	31.5"
2022608	26013882	447-1651	GM	88-97 S10 Blazer/PU, Sonoma, Bravada	RH & LH	28	29"
2022609	26010414	447-1652	GM	88-91 Suburban/Blazer/Jimmy	RH & LH	30	31.5"
2022610	26010415	447-1669	GM	87-91 Suburban (RV Series)	RH & LH	30	31.5"
2022611	26010417	447-1670	GM	88-99 Tahoe/Suburban/Yukon, 94-92 Blazer	RH & LH	30	32.00"
2022612	26010416	447-1671	GM	91-99 Yukon/Tahoe/Suburban	RH & LH	30	33"
2022613	26013313	447-1672	GM	88-95 G1500/G2500	RH & LH	30	33.38"
2022619-1	26011054	447-2173/1764L	GM	90-92 Astro, Safari	LH	28	30.5"
2022619-2	26011055	447-1764R	GM	90-99 Astro	RH	28	30.5"
2022622	12471369	447-2457	GM	99-02 Tahoe, Suburban, Yukon, Yukon XL, 1/2 Ton Excludes 5.7L	RH & LH	30	33.75"
2022626-1	3969349	447-788	GM	65-72 Chevelle/El Camino, 67-69 Camaro, 65-67 Malibu	RH & LH	30	29.75"
2022626-2	3969285	447-913	GM	68-72 Chevelle/El Camino, 1970 Camaro/Firebird	RH & LH	30	31.13"
2022633	26015260	447-1861	GM	91-93 Blazer, S/10 JIMMY, BRAVADA, SYCLONE, TYPHOON	RH & LH	28	29.17"
2022644	22506477	447-1137	GM	81-90 Caprice/Impala/LeSabre/Bonneville/Catalina	RH & LH	26	30.5"
2022645	22501599	447-1205	GM	88-80 Caprice/Impala/Electra/Fleetwood/Electra	RH & LH	28	30.43"
2022647	26014037	447-1407	GM	88-90 Caprice/Fleetwood/Brougham	RH & LH	30	30.25"
2022648	26014036	447-1668	GM	89-90 Caprice	RH & LH	28	30.43"
2022649-1	26015580	447-1766R	GM	90-02 Astro/Safari	RH	28	30.32"
2022652	26014038	447-1857	GM	91-96 Caprice/Estate Wagon, 96-92 Roadmaster	RH & LH	30	31.81"
2022653	26018080	447-1858	GM	91-96 Caprice/Roadmaster/Fleetwood	RH	30	30.38"
2022655	26019539	447-1870	GM	91-92 Caprice	RH & LH	26	30.43"
2022658	26042818	447-2172	GM	96-02 Express/Savanna	LH	30	33.32"
2022663	26059962	447-2343	GM	98-02 Camaro/Firebird	RH & LH	28	32.13"
2022664	26064387	447-2369	GM	98-03 S10/Sonoma 2WD 98-03 Hombre 2WD	RH & LH	28	26.60"
2022670	26050549	447-261	GM	97-05 Blazer/S10/Bravada/Jimmy 4WD, 00-98 Hombre 4WD	RH & LH	28	29.00"
2023479	15286380	447-190	GM	07-12 Avalanche, Escalada, Silverado, Sierra, Suburban, Yukon, Yukon XL	RH & LH	30	34.25"

# REAR AXLE SHAFT COVERAGE

SVL #	OE Part Number	Hollander #	Make	Application Summary	Location	Spline	Length
2023480	15812663	447-189	GM	07-12 Avalanche, Escalada, Silverado, Sierra, Suburban, Yukon, Yukon XL	RH & LH	33	34.16"
2022614-1	83502882	447-1799R	Jeep	88-89 Cherokee/Wagoneer	RH	27	29.00"
2022614-2	83502883	447-1799L	Jeep	88-89 Cherokee/Wagoneer	RH	27	30.50"
2022614-3	5252956	447-1979R/447-1832R	Jeep	90-91 Cherokee, 90-91 Comanche, 90 Wagoneer, 90-92 Wrangler	RH	27	29.25"
2022614-4	5252957	447-1797L	Jeep	90-91 Cherokee, 90-91 Comanche, 90 Wagoneer, 90-92 Wrangler	RH	27	30.67"
2022614-6	4762194	447-2081R	Jeep	93-98 Grand Cherokee	RH	27	29.24"
2022659-1	4713192	447-2204R/1832R	Jeep	92-01 Cherokee, 93-98 Grand Cherokee	RH	27	29.25"
2022659-2	4713193	447-2204L/1832L	Jeep	92-01 Cherokee, 93-98 Grand Cherokee	LH	27	30.69"
2022661-1	4856333	447-2232L	Jeep	94-98 Grand Cherokee	LH	30	30.38"
2022661-2	4856332	447-2232R	Jeep	94-98 Grand Cherokee	RH	30	29.38"
2022661-3	4882350	447-1567R/447-2416R	Jeep	97-06 Wrangler, 98-87 Cherokee, Comanche, Wagoneer (W/Dana 44) Non-ABS	RH	30	29.68"
2022661-4	4882351	447-2416L/447-1567L	Jeep	97-06 Wrangler, 98-87 Cherokee, Comanche, Wagoneer (W/Dana 44) Non-ABS	LH	30	29.25"
2022668-1	5012820AA	447-2461R	Jeep	99-04 Grand Cherokee	RH	27	32.94"
2022668-2	5012821AA	447-2462L	Jeep	99-04 Grand Cherokee	LH	27	32.43"
2023481-1	5012872AA	447-2703R	Jeep	99-04 Grand Cherokee (W/Dana 44 & VARI-LOK)	RH	30	29.38"
2023481-2	5012873AA	447-2704L	Jeep	99-04 Grand Cherokee (W/Dana 44 & VARI-LOK)	LH	30	32.38"
2023482-1	5012850AA	447-2705R	Jeep	99-04 Grand Cherokee (W/Dana 44 & W/O VARI-LOK)	RH	30	30.44"
2023482-2	5012851AA	447-2706L	Jeep	99-04 Grand Cherokee (W/Dana 44 & W/O VARI-LOK)	LH	30	31.44"
2022672	4231135400	447-59694	Toyota	96-02 4-Runner	RH & LH	30	29.63"



SVL #	Dana Axle Model	Ratio	Interchange
2020609	Chrysler 9.25"	3.55	C9.25-355
2020612	Chrysler 9.25"	3.90	C9.25-390
10009172	Chrysler/Jeep 8.25"	3.55	C8.25-355
10009173	Chrysler/Jeep 8.25"	3.73	C8.25-373
2020585	Dana 30™ /181	3.54	D30-354
2020584	Dana 30™ /181	3.73	D30-373
10001717	Dana 30™ /181	3.73	D30CS-373CS
2020819	Dana 30™ /181	4.10	D30-410
10004575	Dana 30™ /181	4.27	D30-427
2020816	Dana 30™ /181	4.56	D30-456
2020822	Dana 30™ /181	4.88	D30-488
10004578	Dana 30™ /181	5.38	D30-538
10004581	Dana 30™ /181	3.55	D30CS-355CS
2020588	Dana 30™ /181 - Rev. Rotation	3.07	D30-308F
2020834	Dana 30™ /181 - Rev. Rotation	3.73	D30-373F
2020837	Dana 30™ /181 - Rev. Rotation	4.10	D30-410F
2020826	Dana 30™ /181 - Rev. Rotation	4.56	D30-456F
2020831	Dana 30™ /181 - Rev. Rotation	4.88	D30-488F
2020840	Dana 30™ /181 TJ Wrangler - Rev. Rotation	3.73	D30-373TJ
2020591	Dana 30™ /181 TJ Wrangler - Rev. Rotation	4.10	D30-410TJ
2020594	Dana 30™ /181 TJ Wrangler - Rev. Rotation	4.56	D30-456TJ
2020597	Dana 30™ /181 TJ Wrangler - Rev. Rotation	4.88	D30-488TJ
10001301	Dana 30™ /181 TJ Wrangler - Rev. Rotation	4.88	D30-355TJ
10010179	Dana Super 30™ /181 JK Non-Rubicon Front	5.13	D30SR-513JK
10010173	Dana Super 30™ /186 JK Non-Rubicon Front	4.56	D30SR-456JK
10010176	Dana Super 30™ /186 JK Non-Rubicon Front	4.88	D30SR-488JK
10001316	Dana 35™ /194	3.08	D35-308
2020468	Dana 35™ /194	3.55	D35-355
2020481	Dana 35™ /194	3.73	D35-373
2020487	Dana 35™ /194	4.11	D35-411
2020464	Dana 35™ /194	4.56	D35-456
2020484	Dana 35™ /194	4.88	D35-488
10001297	Dana 44™ /216	3.08	D44-3.08
2020428	Dana 44™ /216	3.54	D44-354
10001434	Dana 44™ /216	3.73	D44-373
2020809	Dana 44™ /216	3.92	D44-392
2020425	Dana 44™ /216	4.10	D44-409
2020793	Dana 44™ /216	4.27	D44-427
10001274	Dana 44™ /216	4.56	D44-456
10001288	Dana 44™ /216	5.13	D44-513
2020806	Dana 44™ /216	5.38	D44-538
2020431	Dana 44™ /216	5.89	D44-589
10001714	Dana 44™ /216 - Rev. Rotation	3.54	D44-354F
2020799	Dana 44™ /216 - Rev. Rotation	3.73	D44-373F
2020455	Dana 44™ /216 - Rev. Rotation	4.11	D44-409F

SVL #	Dana Axle Model	Ratio	Interchange
10001294	Dana 44™ /216 - Rev. Rotation	4.56	D44-456F
2019335	Dana 44™ /216 - Rev. Rotation	4.88	D44-489F
2020452	Dana 44™ /216 - Rev. Rotation	5.13	D44-513F
2020458	Dana 44™ /216 - Rev. Rotation	5.38	D44-538F
10001711	Dana 44™ /216 - Thick Gear	4.11	D44-411T
10001279	Dana 44™ /216 - Thick Gear	4.56	D44-456T
10001282	Dana 44™ /216 - Thick Gear	4.88	D44-488T
10001291	Dana 44™ /216 - Thick Gear	5.13	D44-513T
10010200	Dana 44™ /216 JK Rubicon Front	4.56	D44RS-456RUB
10010203	Dana 44™ /216 JK Rubicon Front	4.88	D44RS-488RUB
10010206	Dana 44™ /216 JK Rubicon Front	5.13	D44RS-513RUB
10010209	Dana 44™ /216 JK Rubicon Front	5.38	D44RS-538RUB
2020746	Dana Super 44™ /226 JK	4.56	D44-JK-456RUB
2020749	Dana Super 44™ /226 JK	4.88	D44-JK-488RUB
2020752	Dana Super 44™ /226 JK	5.13	D44-JK-513RUB
10012316	Dana Super 44™ /226 JK	5.38	D44-JK-538RUB
10001304	Dana 50™ /229	3.54	D50-354
10001307	Dana 50™ /229	3.73	D50-373
10001310	Dana 50™ /229	4.10	D50-410
2020927	Dana 50™ /229	4.30	D50-430
2020930	Dana 50™ /229	4.56	D50-456
2020933	Dana 50™ /229	4.89	D50-489
2020924	Dana 50™ /229	5.13	D50-513
2020936	Dana 50™ /229	5.38	D50-538
2020874	Dana 60™ /248	3.54	D60-354
2021412	Dana 60™ /248	3.73	D60-373
2020880	Dana 60™ /248	4.10	D60-410
2020603	Dana 60™ /248	4.56	D60-456
10001720	Dana 60™ /248	4.88	D60-488
2020606	Dana 60™ /248	5.13	D60-513
2020877	Dana 60™ /248	5.38	D60-538
10001723	Dana 60™ /248	5.86	D60-586
10001726	Dana 60™ /248	6.17	D60-617
10001729	Dana 60™ /248	7.17	D60-717
10001732	Dana 60™ /248 - Rev. Rotation	3.54	D60-354F
10004584	Dana 60™ /248 - Rev. Rotation (Thick Gear)	4.30	D60-538XF
10004587	Dana 60™ /248 - Rev. Rotation (Thick Gear)	4.56	D60-538XF
2020921	Dana 60™ /248 - Rev. Rotation (Thick Gear)	4.88	D60-488XF
2020849	Dana 60™ /248 - Rev. Rotation (Thick Gear)	5.13	D60-513XF
2020852	Dana 60™ /248 - Rev. Rotation (Thick Gear)	5.38	D60-538XF
10004590	Dana 60™ /248 - Rev. Rotation (Thick Gear)	5.38	D60-538XF
2021406	Dana 70™ /267	3.54	D70-354
2020888	Dana 70™ /267	3.73	D70-373
Replaced by Genuine Spicer # 72159-5X			



# SVL® RING AND PINION COVERAGE

XGI

SVL #	Dana Axle Model	Ratio	Interchange
2021409	Dana 70™ /267	4.10	D70-410
Replaced by Genuine Spicer # 72154-5X			
2020600	Dana 70™ /267	4.56	D70-456
2020918	Dana 70™ /267	4.88	D70-488
2020885	Dana 70™ /267	5.13	D70-513
Replaced by Genuine Spicer # 72150-5X			
2020461	Dana 70™ /267	5.86	D70-586
10001460	Dana 70™ /267	6.17	D70-617
10001463	Dana 70™ /267	7.17	D70-717
10001477	Dana 80™ /286	3.31	D80-331
10001481	Dana 80™ /286	3.54	D80-354
2020951	Dana 80™ /286	3.73	D80-373
Replaced by Genuine Spicer # 708120-5			
2020942	Dana 80™ /286	4.10	D80-410
Replaced by Genuine Spicer # 73200-5X			
2020945	Dana 80™ /286	4.30	D80-430
Replaced by Genuine Spicer # 708120-7			
	Dana 80™ /286	4.63	D80-463
Replaced by Genuine Spicer # 80730-5			
2020948	Dana 80™ /286	4.88	D80-488
Replaced by Genuine Spicer # 84002-5			
2020939	Dana 80™ /286	5.13	D80-513
Replaced by Genuine Spicer # 73168-5X			
2020939	Dana 80™ /286	5.13	D80-513
10001474	Dana 80™ /286	5.38	D80-538
10001313	Dana 80™ /286 - Thick Gear	4.11	D80-411T
10001319	Ford 7.5"	2.73	F7.5-273
2020858	Ford 7.5"	3.08	F7.5-308
2020633	Ford 7.5"	3.73	F7.5-373
2020855	Ford 7.5"	4.10	F7.5-410
10001322	Ford 7.5"	4.56	F7.5-456
2020758	Ford 8.8" Rev. Rotation (IFS Front)	4.56	F8.8R-456R
2020761	Ford 8.8" Rev. Rotation (IFS Front)	4.88	F8.8R-488R
10004668	Ford 8.8" Rev. Rotation (IFS Front)	5.13	F8.8R-513R
2020743	Ford 8.8" Std. Rotation	3.08	F8.8-308
2020630	Ford 8.8" Std. Rotation	3.27	F8.8-327
2020740	Ford 8.8" Std. Rotation	3.31	F8.8-331
10004659	Ford 8.8" Std. Rotation	3.55	F8.8-355
10004662	Ford 8.8" Std. Rotation	3.73	F8.8-373
2020737	Ford 8.8" Std. Rotation	4.10	F8.8-410
2020499	Ford 8.8" Std. Rotation	4.56	F8.8-456
2020502	Ford 8.8" Std. Rotation	4.88	F8.8-488
10004665	Ford 8.8" Std. Rotation	5.13	F8.8-513
2020627	Ford 9"	3.00	F9-300
2020734	Ford 9"	3.25	F9-325



SVL #	Dana Axle Model	Ratio	Interchange
2020496	Ford 9"	3.50	F9-350
2020624	Ford 9"	3.70	F9-370
2020621	Ford 9"	3.89	F9-389
2020618	Ford 9"	4.11	F9-411
2020615	Ford 9"	4.56	F9-456
10004630	Ford 9"	5.13	F9-513
10010540	Ford 9"	5.14	F9-514
10004633	Ford 9"	5.43	F9-543
10004636	Ford 9"	5.83	F9-583
10004648	Ford 9"	6.00	F9-600
10004653	Ford 9"	6.20	F9-620
10004656	Ford 9"	6.50	F9-650
2020861	Ford 9.75"	3.55	F9.75-355
2020864	Ford 9.75"	3.73	F9.75-373
2020867	Ford 9.75"	4.10	F9.75-410
2020636	Ford 9.75"	4.56	F9.75-456
2020802	Ford 9.75"	4.88	F9.75-4.89
10004671	Ford 9.75"	5.13	F9.75-513
2020523	Ford 10.25" Late Model	3.73	F10.25-373L
2020755	Ford 10.25" Late Model	4.10	F10.25-410L
2023710	Ford 10.25" Late Model	4.30	F10.25-430L
2020490	Ford 10.25" Late Model	4.56	F10.25-456L
2023713	Ford 10.25" Late Model	4.88	F10.25-488L
2020493	Ford 10.25" Late Model	5.13	F10.25-513L
2020434	Ford 10.25" Late Model	5.38	F10.25-538L
10004689	Ford 10.5" (31 Spline) 2010 & Down	3.73	F10.5-373-31
10004593	GM 7.5"	2.73	GM7.5-273
2019331	GM 7.5"	3.08	GM7.5-308
2020639	GM 7.5"	3.23	GM7.5-323
2020520	GM 7.5"	3.42	GM7.5-342
2020395	GM 7.5"	3.73	GM7.5-373
10012319	GM 7.5"	3.90	GM7.5-390
2020440	GM 7.5"	4.10	GM7.5-410
10004605	GM 7.5"	4.30	GM7.5-430
2020437	GM 7.5"	4.56	GM7.5-456
10004596	GM 7.5" - Thick Gear	3.42	GM7.5-342T
10004599	GM 7.5" - Thick Gear	3.73	GM7.5-373T
10004602	GM 7.5" - Thick Gear	4.11	GM7.5-411T
10004624	GM 8.2"	3.08	GM8.2-308
10004627	GM 8.2"	3.36	GM8.2-336
10004620	GM 8.2"	3.55	GM8.2-355
10004611	GM 8.2" BOP	3.55	GMBOP-336
10004614	GM 8.2" BOP	3.73	GMBOP-337
10004617	GM 8.2" BOP	3.90	GMBOP-338
10004692	GM 8.25" - Reverse Rotation	3.73	GM8.25-373R



SVL #	Dana Axle Model	Ratio	Interchange
10005099	GM 8.25" - Reverse Rotation	4.11	GM8.25-411R
2020645	GM 8.5" 10 Bolt	2.73	GM10-273
2023698	GM 8.5" 10 Bolt	3.23	GM8.5-323
2020642	GM 8.5" 10 Bolt	3.42	GM10-342
2023695	GM 8.5" 10 Bolt	3.73	GM10-373
2020954	GM 8.5" 10 Bolt	3.90	GM10-390
2019328	GM 8.5" 10 Bolt	4.11	GM10-411
2023704	GM 8.5" 10 Bolt	4.88	GM10-488
2023707	GM 8.5" 10 Bolt	5.13	GM10-513
2023701	GM 8.5" 10 Bolt	5.38	GM8.5-5.38
10001328	GM 12 Bolt 8.875" (Car)	3.08	GM12P-308
10001331	GM 12 Bolt 8.875" (Car)	3.42	GM12P-342
10001411	GM 12 Bolt 8.875" (Car)	3.55	GM12P-355
10001414	GM 12 Bolt 8.875" (Car)	3.73	GM12P-373
2023893	GM 12 Bolt 8.875" (Car)	3.90	GM12P-390
2023896	GM 12 Bolt 8.875" (Car)	4.11	GM12P-411
2023902	GM 12 Bolt 8.875" (Car)	4.56	GM12P-456
2023905	GM 12 Bolt 8.875" (Car)	4.88	GM12P-488
2023908	GM 12 Bolt 8.875" (Car)	5.13	GM12P-513
2023899	GM 12 Bolt 8.875" (Car) - Thick Gear	4.11	GM12P-411T
2023890	GM 12 Bolt 8.875" (Car) - Thin Gear	3.73	GM12P-373
10001417	GM 12 Bolt 8.875" (Truck)	3.08	GM12T-308
10001420	GM 12 Bolt 8.875" (Truck)	3.42	GM12T-342
10001424	GM 12 Bolt 8.875" (Truck)	3.73	GM12T-373
10004677	GM 12 Bolt 8.875" (Truck)	4.11	GM12T-411
2023716	GM 12 Bolt 8.875" (Truck)	4.56	GM12T-456
10001431	GM 12 Bolt 8.875" (Truck) - Thick Gear	3.73	GM12T-373T
10004680	GM 12 Bolt 8.875" (Truck) - Thick Gear	4.11	GM12T-411T
10004683	GM 12 Bolt 8.875" (Truck) - Thick Gear	4.56	GM12T-456T
2023929	GM 14 Bolt 10.5"	3.21	GM14T-321
2023911	GM 14 Bolt 10.5"	3.42	GM14T-342
2023914	GM 14 Bolt 10.5"	3.73	GM14T-373
2023917	GM 14 Bolt 10.5"	4.11	GM14T-411
2023932	GM 14 Bolt 10.5"	4.56	GM14T-456
2023935	GM 14 Bolt 10.5" - Thick Gear	4.56	GM14T-456T
2023920	GM 14 Bolt 10.5" - Thick Gear	4.88	GM14T-488T
2023923	GM 14 Bolt 10.5" - Thick Gear	5.13	GM14T-513T
2023926	GM 14 Bolt 10.5" - Thick Gear	5.38	GM14T-538T
10004686	GM 11.5"	3.42	GM11.5-342
2023688	GM 11.5"	5.13	GM11.5-513
2020648	GM 11.5"	3.73	GM11.5-373
2020651	GM 11.5"	4.10	GM11.5-410
2020654	GM 11.5"	4.56	GM11.5-456
2020657	GM 11.5"	4.88	GM11.5-488
2023691	GM 11.5"	5.38	GM11.5-538

SVL #	Dana Axle Model	Ratio	Interchange
2021385	Land Cruiser	4.88	T488L
2021393	Toyota 7.5"	4.56	TAC456
2020915	Toyota 7.5"	4.88	TAC488IFS
2021396	Toyota 7.5"	5.29	TAC529
2021378	Toyota 7.5" Rev. Rotation IFS	4.56	TAC456IFS
2021369	Toyota 7.5" Rev. Rotation IFS	4.88	TAC488IFS
2021375	Toyota 7.5" Rev. Rotation IFS	5.29	TAC529IFS
2021388	Toyota 7.8"	3.90	T390
2019338	Toyota 7.8"	4.56	T456V6
2020526	Toyota 7.8"	4.88	T488V6
2020532	Toyota 7.8"	5.29	T529V6
2020529	Toyota 7.8"	4.11	T411V6
10001325	Toyota 8.0"	4.11	T411
2021381	Toyota 8.0"	4.55	T488
2020894	Toyota 8.0"	4.56	T456
2020891	Toyota 8.0"	5.29	T529
2021372	Toyota 8.0"	5.71	T571




























**YOUR ONLY OPTION FOR 100%  
GENUINE DANA PERFORMANCE.**



Heavy-duty 8 x 6.5" wheel bolt pattern

High-strength, heavy gauge brackets

Genuine Spicer® nodular iron performance diff cover

Genuine Spicer® gearing inside

Genuine Spicer® 35 spline nickel chromoly steel axle shafts

Genuine Spicer® SPL®-70 axle shaft u-joints

Warn® 35 spline hub locks

Ribbed housing to avoid hang-ups

Selectable electronic locking differential

Thicker tubing

Heavy-duty brakes with plug-and-play ABS system

High mount steering arm



## SERIOUS AXLES for the JEEP® WRANGLER® JK

Looking for the biggest, strongest axles you can buy for your Jeep Wrangler JK? Look no further. The Ultimate Dana 60™ front and rear axles are engineered with Dana's genuine Spicer® component upgrades to overcome the obstacles that leave the other guys behind. Learn more at [SpicerParts.com/Ultimate-60](http://SpicerParts.com/Ultimate-60), and find an Ultimate Dana 60™ axle dealer near you at [www.SpicerParts.com/WhereToBuy](http://www.SpicerParts.com/WhereToBuy).

THE **ULTIMATE**

FOR THE JEEP® WRANGLER® JK



[www.SpicerParts.com/Ultimate-60](http://www.SpicerParts.com/Ultimate-60)



**Dana Aftermarket Group**

PO Box 1000  
Maumee, Ohio 43537

Warehouse Distributors: 1.800.621.8084  
OE Dealers: 1.877.777.5360

[www.SpicerParts.com](http://www.SpicerParts.com)

**SPICER**<sup>®</sup>



XGI Printed in U.S.A.  
Copyright Dana Limited, 2016.  
All rights reserved. Dana Limited.

